



START LIST SUMMARY / LISTE DE DÉPART ABRÉGÉE

SAT 13 FEB 2010 / SAM 13 FEV 2010 START TIME / DEBUT 13:00

Bib	Name	NOC Code	Start Time	Remarks	Bib	Name	NOC Code	Start Time	Remarks
1	NAZAROVA Olga	BLR	13:00:30		46	PONZA Michela	ITA	13:23:00	
2	VIIIGIPUU Kristel	EST	13:01:00		47	BOULYGINA Anna	RUS	13:23:30	
3	LEVCHENKOVA Natalia	MDA	13:01:30		48	LEHTLA Kadri	EST	13:24:00	
4	STOIAN Alexandra	ROU	13:02:00		49	MEDVEDTSEVA Olga	RUS	13:24:30	
5	OBERHOFER Karin	ITA	13:02:30		50	JONSSON Helena	SWE	13:25:00	
6	KONG Yingchao	CHN	13:03:00		51	SUZUKI Fuyuko	JPN	13:25:30	
7	KLENOVSKA Nina	BUL	13:03:30		52	LAUKKANEN Mari	FIN	13:26:00	
8	KARISIK Tanja	BIH	13:04:00		53	VEJNAROVA Zdenka	CZE	13:26:30	
9	SPECTOR Laura	USA	13:04:30		54	CYL Agnieszka	POL	13:27:00	
10	DORIN Marie	FRA	13:05:00		55	BRANKOVIC-LIKOZAR Tadeja	SLO	13:27:30	
11	HAUSWALD Simone	GER	13:05:30		56	HENKEL Andrea	GER	13:28:00	
12	DOMEIJ Sofia	SWE	13:06:00		57	GASPARIN Selina	SUI	13:28:30	
13	SEMERENKO Vita	UKR	13:06:30		58	VITKOVA Veronika	CZE	13:29:00	
14	STIPANICIC Andrijana	CRO	13:07:00		59	HALLER Katja	ITA	13:29:30	
15	SLEPTSOVA Svetlana	RUS	13:07:30		60	KHVOSTENKO Oksana	UKR	13:30:00	
16	LIDUMA Madara	LAT	13:08:00		61	FILIMONOVA Lyubov	KAZ	13:30:30	
17	MUN Ji-Hee	KOR	13:08:30		62	PLOTOGEA Dana	ROU	13:31:00	
18	REZLEROVA Magda	CZE	13:09:00		63	FLATLAND Ann Kristin Aafedt	NOR	13:31:30	
19	KUZMINA Anastazia	SVK	13:09:30		64	KOCHER Zina	CAN	13:32:00	
20	MALI Andreja	SLO	13:10:00		65	STUDEBAKER Sara	USA	13:32:30	
21	RASIMOVICIUTE Diana	LTU	13:10:30		66	GERKOVA Jana	SVK	13:33:00	
22	CRAWFORD Rosanna	CAN	13:11:00		67	BRUNET Marie Laure	FRA	13:33:30	
23	EIKELAND Liv Kjersti	NOR	13:11:30		68	SAUE Eveli	EST	13:34:00	
24	LEBEDEVA Anna	KAZ	13:12:00		69	MAKARAINEN Kaisa	FIN	13:34:30	
25	ZAITSEVA Olga	RUS	13:12:30		70	KALINCHIK Liudmila	BLR	13:35:00	
26	NOVAKOWSKA Weronika	POL	13:13:00		71	NILSSON Anna Maria	SWE	13:35:30	
27	TOFALVI Eva	ROU	13:13:30		72	JUSKANE Zanna	LAT	13:36:00	
28	BAILLY Sandrine	FRA	13:14:00		73	GWIZDON Magdalena	POL	13:36:30	
29	KHRUSTALEVA Elena	KAZ	13:14:30		74	WANG Chunli	CHN	13:37:00	
30	IMRIE Megan	CAN	13:15:00		75	PIDHRUSHNA Olena	UKR	13:37:30	
31	NEUNER Magdalena	GER	13:15:30		76	TANDY Megan	CAN	13:38:00	
32	SEMERENKO Valj	UKR	13:16:00		77	ZVARICOVA Veronika	CZE	13:38:30	
33	JOHNSON Haley	USA	13:16:30		78	FIANDINO Roberta	ITA	13:39:00	
34	MURPHY Sarah	NZL	13:17:00		79	KALINOVA Lubomira	SVK	13:39:30	
35	HALINAROVA Martina	SVK	13:17:30		80	KRUMINA Gerda	LAT	13:40:00	
36	GLAZERE Liga	LAT	13:18:00		81	PALKA Krystyna	POL	13:40:30	
37	DOMRACHEVA Darya	BLR	13:18:30		82	BARNES Lanny	USA	13:41:00	
38	WILHELM Kati	GER	13:19:00		83	KRISTIANSEN Gro	NOR	13:41:30	
39	LIU Xianying	CHN	13:19:30		84	SKARDINO Nadezhda	BLR	13:42:00	
40	TSAKIRI Panagiota	GRE	13:20:00		85	LEBEDEVA Marina	KAZ	13:42:30	
41	RAVNIKAR Dijana	SLO	13:20:30		86	SONG Chaoqing	CHN	13:43:00	
42	PADIAL HERNANDEZ Victoria	ESP	13:21:00		87	PURDEA Mihaela	ROU	13:43:30	
43	OLOFSSON-ZIDEK Anna Carin	SWE	13:21:30		88	HANNI Sirlí	EST	13:44:00	
44	GREGORIN Teja	SLO	13:22:00		89	BECAERT Sylvie	FRA	13:44:30	
45	BERGER Tora	NOR	13:22:30						



START LIST / LISTE DE DÉPART

SAT 13 FEB 2010 / SAM 13 FEV 2010 START TIME / DEBUT 13:00

Bib	Name	NOC Code	Start Time	Start Group	P	S	T	Time
1	NAZAROVA Olga	BLR	13:00:30	1				
2	VIIGIPUU Kristel	EST	13:01:00					
3	LEVCHENKOVA Natalia	MDA	13:01:30					
4	STOIAN Alexandra	ROU	13:02:00					
5	OBERHOFER Karin	ITA	13:02:30					
6	KONG Yingchao	CHN	13:03:00					
7	KLENOVSKA Nina	BUL	13:03:30					
8	KARISIK Tanja	BIH	13:04:00					
9	SPECTOR Laura	USA	13:04:30					
10	DORIN Marie	FRA	13:05:00					
11	HAUSWALD Simone	GER	13:05:30					
12	DOMEIJ Sofia	SWE	13:06:00					
13	SEMERENKO Vita	UKR	13:06:30					
14	STIPANICIC Andrijana	CRO	13:07:00					
15	SLEPTSOVA Svetlana	RUS	13:07:30					
16	LIDUMA Madara	LAT	13:08:00					
17	MUN Ji-Hee	KOR	13:08:30					
18	REZLEROVA Magda	CZE	13:09:00					
19	KUZMINA Anastazia	SVK	13:09:30					
20	MALI Andreja	SLO	13:10:00					
21	RASIMOVICIUTE Diana	LTU	13:10:30					
22	CRAWFORD Rosanna	CAN	13:11:00					
23	EIKELAND Liv Kjersti	NOR	13:11:30					
24	LEBEDEVA Anna	KAZ	13:12:00					
25	ZAITSEVA Olga	RUS	13:12:30					
26	NOVAKOWSKA Weronika	POL	13:13:00					
27	TOFALVI Eva	ROU	13:13:30	2				
28	BAILLY Sandrine	FRA	13:14:00					
29	KHRUSTALEVA Elena	KAZ	13:14:30					
30	IMRIE Megan	CAN	13:15:00					
31	NEUNER Magdalena	GER	13:15:30					
32	SEMERENKO Valj	UKR	13:16:00					
33	JOHNSON Haley	USA	13:16:30					
34	MURPHY Sarah	NZL	13:17:00					
35	HALINAROVA Martina	SVK	13:17:30					
36	GLAZERE Liga	LAT	13:18:00					
37	DOMRACHEVA Darya	BLR	13:18:30					
38	WILHELM Kati	GER	13:19:00					
39	LIU Xianying	CHN	13:19:30					
40	TSAKIRI Panagiota	GRE	13:20:00					
41	RAVNIKAR Dijana	SLO	13:20:30					
42	PADIAL HERNANDEZ Victoria	ESP	13:21:00					
43	OLOFSSON-ZIDEK Anna Carin	SWE	13:21:30					
44	GREGORIN Teja	SLO	13:22:00					
45	BERGER Tora	NOR	13:22:30					
46	PONZA Michela	ITA	13:23:00					
47	BOULYGINA Anna	RUS	13:23:30					
48	LEHTLA Kadri	EST	13:24:00					
49	MEDVEDTSEVA Olga	RUS	13:24:30					
50	JONSSON Helena	SWE	13:25:00					
51	SUZUKI Fuyuko	JPN	13:25:30					
52	LAUKKANEN Mari	FIN	13:26:00					
53	VEJNAROVA Zdenka	CZE	13:26:30					
54	CYL Agnieszka	POL	13:27:00					
55	BRANKOVIC-LIKOZAR Tadeja	SLO	13:27:30	3				



START LIST / LISTE DE DÉPART

SAT 13 FEB 2010 / SAM 13 FEV 2010 START TIME / DEBUT 13:00

Bib	Name	NOC Code	Start Time	Start Group	P	S	T	Time
56	HENKEL Andrea	GER	13:28:00					
57	GASPARIN Selina	SUI	13:28:30					
58	VITKOVA Veronika	CZE	13:29:00					
59	HALLER Katja	ITA	13:29:30					
60	KHVOSTENKO Oksana	UKR	13:30:00					
61	FILIMONOVA Lyubov	KAZ	13:30:30					
62	PLOTOGEA Dana	ROU	13:31:00					
63	FLATLAND Ann Kristin Aafedt	NOR	13:31:30					
64	KOCHER Zina	CAN	13:32:00					
65	STUDEBAKER Sara	USA	13:32:30					
66	GEREKOVA Jana	SVK	13:33:00					
67	BRUNET Marie Laure	FRA	13:33:30					
68	SAUE Eveli	EST	13:34:00					
69	MAKARAINEN Kaisa	FIN	13:34:30					
70	KALINCHIK Liudmila	BLR	13:35:00					
71	NILSSON Anna Maria	SWE	13:35:30					
72	JUSKANE Zanna	LAT	13:36:00					
73	GWIZDON Magdalena	POL	13:36:30					
74	WANG Chunli	CHN	13:37:00					
75	PIDHRUSHNA Olena	UKR	13:37:30	4				
76	TANDY Megan	CAN	13:38:00					
77	ZVARICOVA Veronika	CZE	13:38:30					
78	FIANDINO Roberta	ITA	13:39:00					
79	KALINOVA Lubomira	SVK	13:39:30					
80	KRUMINA Gerda	LAT	13:40:00					
81	PALKA Krystyna	POL	13:40:30					
82	BARNES Lanny	USA	13:41:00					
83	KRISTIANSEN Gro	NOR	13:41:30					
84	SKARDINO Nadezhda	BLR	13:42:00					
85	LEBEDEVA Marina	KAZ	13:42:30					
86	SONG Chaoqing	CHN	13:43:00					
87	PURDEA Mihaela	ROU	13:43:30					
88	HANNI Sirlì	EST	13:44:00					
89	BECAERT Sylvie	FRA	13:44:30					

LEGEND

P Prone **S** Standing **T** Total penalties



FINAL RESULTS / RÉSULTATS DÉFINITIFS

SAT 13 FEB 2010 / SAM 13 FEV 2010 START TIME / DEBUT 13:00 END TIME / FINI A 14:07

Rank	Bib	Name	NOC Code	P	S	T	Result	Behind	WC	NC
1	19	KUZMINA Anastazia	SVK	1	0	1	19:55.6	0.0	60	160
2	31	NEUNER Magdalena	GER	0	1	1	19:57.1	+1.5	54	154
3	10	DORIN Marie	FRA	0	0	0	20:06.5	+10.9	48	148
4	47	BOULYGINA Anna	RUS	0	0	0	20:07.7	+12.1	43	143
5	29	KHRUSTALEVA Elena	KAZ	0	0	0	20:20.4	+24.8	40	140
6	67	BRUNET Marie Laure	FRA	0	0	0	20:23.3	+27.7	38	138
7	25	ZAITSEVA Olga	RUS	0	0	0	20:23.4	+27.8	36	136
8	37	DOMRACHEVA Darya	BLR	0	0	0	20:27.4	+31.8	34	134
9	44	GREGORIN Teja	SLO	0	0	0	20:29.2	+33.6	32	132
10	63	FLATLAND Ann Kristin Aafedt	NOR	0	1	1	20:29.7	+34.1	31	131
11	60	KHVOSTENKO Oksana	UKR	0	0	0	20:38.9	+43.3	30	130
12	50	JONSSON Helena	SWE	0	0	0	20:42.5	+46.9	29	129
13	15	SLEPTSOVA Svetlana	RUS	0	0	0	20:43.1	+47.5	28	128
14	27	TOFALVI Eva	ROU	0	0	0	20:45.1	+49.5	27	127
15	28	BAILLY Sandrine	FRA	1	1	2	20:45.3	+49.7	26	126
16	71	NILSSON Anna Maria	SWE	0	0	0	20:45.5	+49.9	25	125
17	70	KALINCHIK Liudmila	BLR	0	0	0	20:46.1	+50.5	24	124
18	75	PIDHRUSHNA Olena	UKR	0	1	1	20:47.3	+51.7	23	123
19	18	REZLEROVA Magda	CZE	0	0	0	20:51.0	+55.4	22	122
20	43	OLOFSSON-ZIDEK Anna Carin	SWE	1	0	1	20:53.5	+57.9	21	121
21	81	PALKA Krystyna	POL	0	0	0	20:54.3	+58.7	20	120
22	49	MEDVEDTSEVA Olga	RUS	1	0	1	21:01.6	+1:06.0	19	
23	32	SEMERENKO Valj	UKR	0	2	2	21:08.3	+1:12.7	18	118
24	58	VITKOVA Veronika	CZE	0	0	0	21:10.9	+1:15.3	17	117
25	21	RASIMOVICIUTE Diana	LTU	1	1	2	21:11.2	+1:15.6	16	116
26	11	HAUSWALD Simone	GER	1	1	2	21:14.1	+1:18.5	15	115
27	56	HENKEL Andrea	GER	1	1	2	21:15.7	+1:20.1	14	114
28	84	SKARDINO Nadezhda	BLR	0	0	0	21:17.6	+1:22.0	13	113
29	89	BECAERT Sylvie	FRA	1	1	2	21:21.6	+1:26.0	12	
30	38	WILHELM Kati	GER	2	1	3	21:27.2	+1:31.6	11	
31	20	MALI Andreja	SLO	0	0	0	21:32.6	+1:37.0	10	110
32	86	SONG Chaoqing	CHN	1	1	2	21:38.2	+1:42.6	9	109
33	45	BERGER Tora	NOR	1	1	2	21:42.1	+1:46.5	8	108
34	13	SEMERENKO Vita	UKR	0	3	3	21:42.3	+1:46.7	7	
35	73	GWIZDON Magdalena	POL	0	2	2	21:48.9	+1:53.3	6	106
36	26	NOVAKOWSKA Weronika	POL	0	3	3	21:49.4	+1:53.8	5	105
37	41	RAVNIKAR Dijana	SLO	0	1	1	21:49.7	+1:54.1	4	104
38	59	HALLER Katja	ITA	0	1	1	21:51.0	+1:55.4	3	103
39	87	PURDEA Mihaela	ROU	0	1	1	21:52.2	+1:56.6	2	102
40	66	GEREKOVA Jana	SVK	1	2	3	21:54.0	+1:58.4	1	101
41	12	DOMEIJ Sofia	SWE	0	1	1	21:55.0	+1:59.4		
42	54	CYL Agnieszka	POL	0	2	2	21:55.2	+1:59.6		
43	46	PONZA Michela	ITA	1	1	2	21:55.7	+2:00.1		98
44	51	SUZUKI Fuyuko	JPN	1	0	1	21:58.0	+2:02.4		97
45	65	STUDEBAKER Sara	USA	0	1	1	22:05.3	+2:09.7		96
46	76	TANDY Megan	CAN	0	0	0	22:07.7	+2:12.1		95
47	5	OBERHOFER Karin	ITA	1	2	3	22:08.9	+2:13.3		94
48	80	KRUMINA Gerda	LAT	0	1	1	22:09.3	+2:13.7		93
49	62	PLOTOGEA Dana	ROU	0	2	2	22:12.3	+2:16.7		92
50	74	WANG Chunli	CHN	3	0	3	22:13.4	+2:17.8		91
51	39	LIU Xianying	CHN	1	2	3	22:14.6	+2:19.0		90
52	24	LEBEDEVA Anna	KAZ	0	2	2	22:15.1	+2:19.5		89
53	3	LEVCHENKOVA Natalia	MDA	1	1	2	22:18.2	+2:22.6		88
54	35	HALINAROVA Martina	SVK	1	1	2	22:19.0	+2:23.4		87
55	68	SAUE Eveli	EST	1	1	2	22:23.3	+2:27.7		86
56	57	GASPARIN Selina	SUI	2	2	4	22:23.4	+2:27.8		85
57	16	LIDUMA Madara	LAT	2	2	4	22:23.8	+2:28.2		84



FINAL RESULTS / RÉSULTATS DÉFINITIFS

SAT 13 FEB 2010 / SAM 13 FEV 2010 START TIME / DEBUT 13:00 END TIME / FINI A 14:07

Rank	Bib	Name	NOC Code	P	S	T	Result	Behind	WC	NC
58	85	LEBEDEVA Marina	KAZ	0	1	1	22:27.0	+2:31.4		83
59	69	MAKARAINEN Kaisa	FIN	0	3	3	22:27.3	+2:31.7		82
60	53	VEJNAROVA Zdenka	CZE	1	1	2	22:28.5	+2:32.9		81
61	6	KONG Yingchao	CHN	1	1	2	22:30.9	+2:35.3		
62	7	KLENOVSKA Nina	BUL	1	2	3	22:32.4	+2:36.8		79
63	17	MUN Ji-Hee	KOR	1	1	2	22:34.1	+2:38.5		78
64	48	LEHTLA Kadri	EST	2	0	2	22:34.2	+2:38.6		77
65	64	KOCHER Zina	CAN	1	2	3	22:35.8	+2:40.2		76
66	83	KRISTIANSEN Gro	NOR	3	2	5	22:41.0	+2:45.4		75
67	61	FILIMONOVA Lyubov	KAZ	1	1	2	22:44.4	+2:48.8		
68	52	LAUKKANEN Mari	FIN	3	1	4	22:45.0	+2:49.4		73
69	36	GLAZERE Liga	LAT	0	1	1	22:47.7	+2:52.1		72
70	23	EIKELAND Liv Kjersti	NOR	1	3	4	22:51.9	+2:56.3		
71	77	ZVARICOVA Veronika	CZE	0	2	2	22:52.9	+2:57.3		
72	22	CRAWFORD Rosanna	CAN	0	0	0	23:04.6	+3:09.0		69
73	78	FIANDINO Roberta	ITA	3	1	4	23:11.6	+3:16.0		
74	1	NAZAROVA Olga	BLR	0	3	3	23:11.7	+3:16.1		
75	55	BRANKOVIC-LIKOZAR Tadeja	SLO	1	3	4	23:13.3	+3:17.7		
76	30	IMRIE Megan	CAN	1	2	3	23:17.0	+3:21.4		
77	9	SPECTOR Laura	USA	1	1	2	23:18.1	+3:22.5		64
78	82	BARNES Lanny	USA	1	0	1	23:26.0	+3:30.4		63
79	72	JUSKANE Zanna	LAT	1	2	3	23:32.4	+3:36.8		
80	33	JOHNSON Haley	USA	1	3	4	23:35.4	+3:39.8		
81	79	KALINOVA Lubomira	SVK	3	2	5	23:47.2	+3:51.6		
82	34	MURPHY Sarah	NZL	2	1	3	23:49.7	+3:54.1		59
83	2	VIIIGIPUU Kristel	EST	0	2	2	23:57.1	+4:01.5		58
84	88	HANNI Sirlí	EST	2	0	2	23:57.8	+4:02.2		
85	4	STOIAN Alexandra	ROU	3	1	4	24:04.6	+4:09.0		
86	40	TSAKIRI Panagiota	GRE	1	2	3	24:28.8	+4:33.2		55
87	42	PADIAL HERNANDEZ Victoria	ESP	1	1	2	24:55.5	+4:59.9		54
88	8	KARISIK Tanja	BIH	2	0	2	25:24.1	+5:28.5		53

Did not start

14 STIPANICIC Andrijana CRO

NOTES

First 60 Competitors are qualified for the Pursuit Competition

LEGEND

NC Nations Cup P Prone S Standing T Total penalties WC World Cup



FINAL RESULTS - COMPETITION DATA SUMMARY
RÉSULTATS DÉFINITIFS - RÉSUMÉ DES DONNÉES DE COMPÉTITION

SAT 13 FEB 2010 / SAM 13 FEV 2010 START TIME / DEBUT 13:00 END TIME / FINI A 14:07

Participation

Number of Entries	89
Did not start	1
Did not finish	0
Disqualified	0
Ranked Competitors	88

Atmospheric Conditions at the Stadium

	30 min. before Start	At Start Time	30 min. after Start	At End Time
Weather	Cloudy	Cloudy	Cloudy	Rain
Snow Condition	Granular	Granular	Granular	Granular
Snow Temperature	-0.2 °C / 31.6 °F	-0.2 °C / 31.6 °F	-0.2 °C / 31.6 °F	-0.2 °C / 31.6 °F
Air Temperature	3.7 °C / 38.7 °F	3.1 °C / 37.6 °F	3.1 °C / 37.6 °F	2.9 °C / 37.2 °F
Humidity	85 %	92 %	85 %	90 %
Wind Direction/Speed	N / 0.5 m/s	NW / 0.8 m/s	SSW / 1.0 m/s	SE / 0.7 m/s

Jury Information

IBU Technical Delegate - Chairman	BAIER Norbert (IBU)
IBU Assistant Technical Delegate	ZWAHLEN Robert (IBU)
Competition Chief	COLLARD Paul (CAN)
Member	NUNAR Borut (SLO)
Member	JANOUSEK Milan (CZE)
IBU Race Director	BERGER Franz (IBU)

Course Information

green 2641m + green 2641m + green 2531m

Total Course Length	7813 m
Height Difference (HD)	27 m
Max. Climb (MM)	25 m
Total Climb (MT)	84 m

Jury Decisions


none

IBU Technical Delegate - Chairman



BAIER Norbert (IBU)

IBU Assistant Technical Delegate



ZWAHLEN Robert (IBU)

LEGEND

N North **NW** Northwest **SE** Southeast **SSW** South-Southwest



COMPETITION ANALYSIS / ANALYSE DE LA COMPÉTITION

SAT 13 FEB 2010 / SAM 13 FEV 2010 START TIME / DEBUT 13:00 END TIME / FINI A 14:07

Rank	Bib	Name	NOC Code			T								
		Loop 1			Loop 2			Loop 3			Result	Behind	Rank	
		Time	Behind	Rank	Time	Behind	Rank	Time	Behind	Rank				
1	19	KUZMINA Anastazia	SVK						1	19:55.6	0.0	1		
		Cumulative Time	7:00.2	+22.1	22	13:52.7	+14.3	3				19:55.6	0.0	1
		Loop Time	7:00.2	+22.1	22	6:52.5	0.0	1	6:02.9	0.0	1			
		Shooting	1	28.0	+5.0 =11	0	28.0	+11.0 =20				56.0	+11.0	=12
		Range Time	1:16.3	+26.9	44	52.9	+3.7	5				2:09.2	+30.6	23
		Course Time	5:43.9	+0.9	2	5:59.6	0.0	1	6:02.9	0.0	1	17:46.4	0.0	1
2	31	NEUNER Magdalena	GER						1	19:57.1	+1.5	2		
		Cumulative Time	6:38.1	0.0	1	13:53.1	+14.7	4				19:57.1	+1.5	2
		Loop Time	6:38.1	0.0	1	7:15.0	+22.5	12	6:04.0	+1.1	2			
		Shooting	0	26.0	+3.0 =4	1	29.0	+12.0 =26				55.0	+10.0	11
		Range Time	51.2	+1.8	2	1:14.4	+25.2 =31					2:05.6	+27.0	20
		Course Time	5:46.9	+3.9	=4	6:00.6	+1.0	2	6:04.0	+1.1	2	17:51.5	+5.1	2
3	10	DORIN Marie	FRA						0	20:06.5	+10.9	3		
		Cumulative Time	6:46.6	+8.5	5	13:50.9	+12.5	2				20:06.5	+10.9	3
		Loop Time	6:46.6	+8.5	5	7:04.3	+11.8	4	6:15.6	+12.7	5			
		Shooting	0	31.0	+8.0 =34	0	31.0	+14.0 =44				1:02.0	+17.0	=39
		Range Time	55.8	+6.4	=15	56.0	+6.8 =14					1:51.8	+13.2	9
		Course Time	5:50.8	+7.8	8	6:08.3	+8.7 =5		6:15.6	+12.7	5	18:14.7	+28.3	4
4	47	BOULYGINA Anna	RUS						0	20:07.7	+12.1	4		
		Cumulative Time	6:38.9	+0.8	2	13:38.4	0.0	1				20:07.7	+12.1	4
		Loop Time	6:38.9	+0.8	2	6:59.5	+7.0	2	6:29.3	+26.4	23			
		Shooting	0	30.0	+7.0 =25	0	26.0	+9.0 =11				56.0	+11.0	=12
		Range Time	55.9	+6.5	18	51.2	+2.0	3				1:47.1	+8.5	3
		Course Time	5:43.0	0.0	1	6:08.3	+8.7 =5		6:29.3	+26.4	23	18:20.6	+34.2	=6
5	29	KHRUSTALEVA Elena	KAZ						0	20:20.4	+24.8	5		
		Cumulative Time	6:48.1	+10.0	7	13:58.6	+20.2	7				20:20.4	+24.8	5
		Loop Time	6:48.1	+10.0	7	7:10.5	+18.0	7	6:21.8	+18.9	9			
		Shooting	0	28.0	+5.0 =11	0	29.0	+12.0 =26				57.0	+12.0	=16
		Range Time	53.9	+4.5	=5	55.1	+5.9 =9					1:49.0	+10.4	4
		Course Time	5:54.2	+11.2	14	6:15.4	+15.8	21	6:21.8	+18.9	9	18:31.4	+45.0	12
6	67	BRUNET Marie Laure	FRA						0	20:23.3	+27.7	6		
		Cumulative Time	6:52.6	+14.5	13	13:58.4	+20.0	6				20:23.3	+27.7	6
		Loop Time	6:52.6	+14.5	13	7:05.8	+13.3	5	6:24.9	+22.0	=16			
		Shooting	0	30.0	+7.0 =25	0	26.0	+9.0 =11				56.0	+11.0	=12
		Range Time	57.5	+8.1	=23	54.1	+4.9	7				1:51.6	+13.0	7
		Course Time	5:55.1	+12.1	16	6:11.7	+12.1	13	6:24.9	+22.0	=16	18:31.7	+45.3	13
7	25	ZAITSEVA Olga	RUS						0	20:23.4	+27.8	7		
		Cumulative Time	6:51.2	+13.1	11	13:54.3	+15.9	5				20:23.4	+27.8	7
		Loop Time	6:51.2	+13.1	11	7:03.1	+10.6	3	6:29.1	+26.2	22			
		Shooting	0	32.0	+9.0 =42	0	34.0	+17.0 =62				1:06.0	+21.0	=55
		Range Time	57.5	+8.1	=23	1:00.1	+10.9	21				1:57.6	+19.0	=14
		Course Time	5:53.7	+10.7	=12	6:03.0	+3.4	3	6:29.1	+26.2	22	18:25.8	+39.4	10
8	37	DOMRACHEVA Darya	BLR						0	20:27.4	+31.8	8		
		Cumulative Time	6:49.7	+11.6	=9	14:03.2	+24.8	10				20:27.4	+31.8	8
		Loop Time	6:49.7	+11.6	=9	7:13.5	+21.0	10	6:24.2	+21.3	13			
		Shooting	0	32.0	+9.0 =42	0	36.0	+19.0 =69				1:08.0	+23.0	=62
		Range Time	58.7	+9.3	27	1:03.2	+14.0	25				2:01.9	+23.3	17
		Course Time	5:51.0	+8.0	9	6:10.3	+10.7	11	6:24.2	+21.3	13	18:25.5	+39.1	9
9	44	GREGORIN Teja	SLO						0	20:29.2	+33.6	9		
		Cumulative Time	6:54.3	+16.2	14	14:11.4	+33.0	13				20:29.2	+33.6	9
		Loop Time	6:54.3	+16.2	14	7:17.1	+24.6	15	6:17.8	+14.9	8			
		Shooting	0	32.0	+9.0 =42	0	33.0	+16.0 =54				1:05.0	+20.0	=48
		Range Time	58.4	+9.0	26	57.1	+7.9	19				1:55.5	+16.9	12
		Course Time	5:55.9	+12.9	21	6:20.0	+20.4	28	6:17.8	+14.9	8	18:33.7	+47.3	15



COMPETITION ANALYSIS / ANALYSE DE LA COMPÉTITION

SAT 13 FEB 2010 / SAM 13 FEV 2010 START TIME / DEBUT 13:00 END TIME / FINI A 14:07

Rank	Bib	Name	NOC Code			T								
		Loop 1			Loop 2			Loop 3			Result	Behind	Rank	
		Time	Behind	Rank	Time	Behind	Rank	Time	Behind	Rank				
10	63	FLATLAND Ann Kristin Aafedt	NOR			1	20:29.7	+34.1	10					
		Cumulative Time	6:47.0	+8.9	6	14:15.4	+37.0	15				20:29.7	+34.1	10
		Loop Time	6:47.0	+8.9	6	7:28.4	+35.9	24	6:14.3	+11.4	3			
		Shooting	0	30.0	+7.0	=25	1	30.0	+13.0	=34	1	1:00.0	+15.0	=29
		Range Time	54.9	+5.5	9	1:18.4	+29.2	=37				2:13.3	+34.7	25
		Course Time	5:52.1	+9.1	10	6:10.0	+10.4	9	6:14.3	+11.4	3	18:16.4	+30.0	5
11	60	KHVOSTENKO Oksana	UKR			0	20:38.9	+43.3	11					
		Cumulative Time	6:49.7	+11.6	=9	14:00.1	+21.7	8				20:38.9	+43.3	11
		Loop Time	6:49.7	+11.6	=9	7:10.4	+17.9	6	6:38.8	+35.9	=40			
		Shooting	0	24.0	+1.0	2	0	21.0	+4.0	2	0	45.0	0.0	=1
		Range Time	49.4	0.0	1	49.2	0.0	1				1:38.6	0.0	1
		Course Time	6:00.3	+17.3	30	6:21.2	+21.6	32	6:38.8	+35.9	=40	19:00.3	+1:13.9	35
12	50	JONSSON Helena	SWE			0	20:42.5	+46.9	12					
		Cumulative Time	7:00.6	+22.5	23	14:15.2	+36.8	14				20:42.5	+46.9	12
		Loop Time	7:00.6	+22.5	23	7:14.6	+22.1	11	6:27.3	+24.4	20			
		Shooting	0	34.0	+11.0	=57	0	30.0	+13.0	=34	0	1:04.0	+19.0	=44
		Range Time	1:00.2	+10.8	29	56.2	+7.0	16				1:56.4	+17.8	13
		Course Time	6:00.4	+17.4	=31	6:18.4	+18.8	=26	6:27.3	+24.4	20	18:46.1	+59.7	24
13	15	SLEPTSOVA Svetlana	RUS			0	20:43.1	+47.5	13					
		Cumulative Time	6:42.0	+3.9	3	14:01.7	+23.3	9				20:43.1	+47.5	13
		Loop Time	6:42.0	+3.9	3	7:19.7	+27.2	20	6:41.4	+38.5	45			
		Shooting	0	28.0	+5.0	=11	0	38.0	+21.0	=71	0	1:06.0	+21.0	=55
		Range Time	55.1	+5.7	10	1:04.5	+15.3	26				1:59.6	+21.0	16
		Course Time	5:46.9	+3.9	=4	6:15.2	+15.6	20	6:41.4	+38.5	45	18:43.5	+57.1	23
14	27	TOFALVI Eva	ROU			0	20:45.1	+49.5	14					
		Cumulative Time	7:02.9	+24.8	24	14:21.9	+43.5	19				20:45.1	+49.5	14
		Loop Time	7:02.9	+24.8	24	7:19.0	+26.5	=18	6:23.2	+20.3	11			
		Shooting	0	33.0	+10.0	=49	0	32.0	+15.0	=49	0	1:05.0	+20.0	=48
		Range Time	59.6	+10.2	28	58.0	+8.2	20				1:57.6	+19.0	=14
		Course Time	6:03.3	+20.3	39	6:21.0	+21.4	=29	6:23.2	+20.3	11	18:47.5	+1:01.1	25
15	28	BAILLY Sandrine	FRA			2	20:45.3	+49.7	15					
		Cumulative Time	7:10.5	+32.4	32	14:30.5	+52.1	22				20:45.3	+49.7	15
		Loop Time	7:10.5	+32.4	32	7:20.0	+27.5	21	6:14.8	+11.9	4			
		Shooting	1	35.0	+12.0	=66	1	25.0	+8.0	=6	2	1:00.0	+15.0	=29
		Range Time	1:24.9	+35.5	64	1:15.2	+26.0	33				2:40.1	+1:01.5	44
		Course Time	5:45.6	+2.6	3	6:04.8	+5.2	4	6:14.8	+11.9	4	18:05.2	+18.8	3
16	71	NILSSON Anna Maria	SWE			0	20:45.5	+49.9	16					
		Cumulative Time	7:05.9	+27.8	27	14:21.0	+42.6	18				20:45.5	+49.9	16
		Loop Time	7:05.9	+27.8	27	7:15.1	+22.6	13	6:24.5	+21.6	14			
		Shooting	0	35.0	+12.0	=66	0	24.0	+7.0	5	0	59.0	+14.0	=25
		Range Time	1:01.6	+12.2	35	51.9	+2.7	4				1:53.5	+14.9	11
		Course Time	6:04.3	+21.3	43	6:23.2	+23.6	38	6:24.5	+21.6	14	18:52.0	+1:05.6	27
17	70	KALINCHIK Liudmila	BLR			0	20:46.1	+50.5	17					
		Cumulative Time	6:56.7	+18.6	18	14:08.6	+30.2	11				20:46.1	+50.5	17
		Loop Time	6:56.7	+18.6	18	7:11.9	+19.4	8	6:37.5	+34.6	=35			
		Shooting	0	31.0	+8.0	=34	0	30.0	+13.0	=34	0	1:01.0	+16.0	=33
		Range Time	55.3	+5.9	11	54.9	+5.7	8				1:50.2	+11.6	5
		Course Time	6:01.4	+18.4	35	6:17.0	+17.4	24	6:37.5	+34.6	=35	18:55.9	+1:09.5	30
18	75	PIDHRUSHNA Olena	UKR			1	20:47.3	+51.7	18					
		Cumulative Time	6:55.1	+17.0	15	14:23.7	+45.3	21				20:47.3	+51.7	18
		Loop Time	6:55.1	+17.0	15	7:28.6	+36.1	25	6:23.6	+20.7	12			
		Shooting	0	28.0	+5.0	=11	1	25.0	+8.0	=6	1	53.0	+8.0	=7
		Range Time	54.7	+5.3	8	1:14.4	+25.2	=31				2:09.1	+30.5	22
		Course Time	6:00.4	+17.4	=31	6:14.2	+14.6	17	6:23.6	+20.7	12	18:38.2	+51.8	20



COMPETITION ANALYSIS / ANALYSE DE LA COMPÉTITION

SAT 13 FEB 2010 / SAM 13 FEV 2010 START TIME / DEBUT 13:00 END TIME / FINI A 14:07

Rank	Bib	Name	NOC Code			T								
		Loop 1			Loop 2			Loop 3			Result	Behind	Rank	
		Time	Behind	Rank	Time	Behind	Rank	Time	Behind	Rank				
19	18	REZLEROVA Magda	CZE						0	20:51.0	+55.4	19		
		Cumulative Time	6:57.9	+19.8	19	14:15.9	+37.5	16				20:51.0	+55.4	19
		Loop Time	6:57.9	+19.8	19	7:18.0	+25.5	17	6:35.1	+32.2	30			
		Shooting	0	25.0	+2.0	3	0	25.0	+8.0	=6	0	50.0	+5.0	=3
		Range Time		52.0	+2.6	3		50.5	+1.3	2		1:42.5	+3.9	2
		Course Time		6:05.9	+22.9	=45		6:27.5	+27.9	47		6:35.1	+32.2	30
												19:08.5	+1:22.1	42
20	43	OLOFSSON-ZIDEK Anna Carin	SWE						1	20:53.5	+57.9	20		
		Cumulative Time	7:19.9	+41.8	45	14:37.3	+58.9	23				20:53.5	+57.9	20
		Loop Time	7:19.9	+41.8	45	7:17.4	+24.9	16	6:16.2	+13.3	6			
		Shooting	1	35.0	+12.0	=66	0	43.0	+26.0	85	1	1:18.0	+33.0	82
		Range Time		1:24.6	+35.2	=62		1:08.3	+19.1	28		2:32.9	+54.3	34
		Course Time		5:55.3	+12.3	18		6:09.1	+9.5	8		6:16.2	+13.3	6
												18:20.6	+34.2	=6
21	81	PALKA Krystyna	POL						0	20:54.3	+58.7	21		
		Cumulative Time	6:56.6	+18.5	17	14:09.6	+31.2	12				20:54.3	+58.7	21
		Loop Time	6:56.6	+18.5	17	7:13.0	+20.5	9	6:44.7	+41.8	51			
		Shooting	0	29.0	+6.0	=18	0	28.0	+11.0	=20	0	57.0	+12.0	=16
		Range Time		55.8	+6.4	=15		55.4	+6.2	=11		1:51.2	+12.6	6
		Course Time		6:00.8	+17.8	34		6:17.6	+18.0	25		6:44.7	+41.8	51
												19:03.1	+1:16.7	36
22	49	MEDVEDTSEVA Olga	RUS						1	21:01.6	+1:06.0	22		
		Cumulative Time	7:06.3	+28.2	28	14:23.2	+44.8	20				21:01.6	+1:06.0	22
		Loop Time	7:06.3	+28.2	28	7:16.9	+24.4	14	6:38.4	+35.5	39			
		Shooting	1	29.0	+6.0	=18	0	34.0	+17.0	=62	1	1:03.0	+18.0	=42
		Range Time		1:17.6	+28.2	47		1:01.9	+12.7	23		2:19.5	+40.9	30
		Course Time		5:48.7	+5.7	6		6:15.0	+15.4	19		6:38.4	+35.5	39
												18:42.1	+55.7	22
23	32	SEMERENKO Valj	UKR						2	21:08.3	+1:12.7	23		
		Cumulative Time	6:46.1	+8.0	4	14:37.5	+59.1	24				21:08.3	+1:12.7	23
		Loop Time	6:46.1	+8.0	4	7:51.4	+58.9	39	6:30.8	+27.9	=25			
		Shooting	0	27.0	+4.0	=7	2	29.0	+12.0	=26	2	56.0	+11.0	=12
		Range Time		53.9	+4.5	=5		1:42.4	+53.2	69		2:36.3	+57.7	39
		Course Time		5:52.2	+9.2	11		6:09.0	+9.4	7		6:30.8	+27.9	=25
												18:32.0	+45.6	14
24	58	VITKOVA Veronika	CZE						0	21:10.9	+1:15.3	24		
		Cumulative Time	6:58.6	+20.5	20	14:19.2	+40.8	17				21:10.9	+1:15.3	24
		Loop Time	6:58.6	+20.5	20	7:20.6	+28.1	22	6:51.7	+48.8	61			
		Shooting	0	29.0	+6.0	=18	0	29.0	+12.0	=26	0	58.0	+13.0	=19
		Range Time		55.7	+6.3	14		56.0	+6.8	=14		1:51.7	+13.1	8
		Course Time		6:02.9	+19.9	38		6:24.6	+25.0	=40		6:51.7	+48.8	61
												19:19.2	+1:32.8	49
25	21	RASIMOVICIUTE Diana	LTU						2	21:11.2	+1:15.6	25		
		Cumulative Time	7:23.9	+45.8	51	14:53.5	+1:15.1	29				21:11.2	+1:15.6	25
		Loop Time	7:23.9	+45.8	51	7:29.6	+37.1	27	6:17.7	+14.8	7			
		Shooting	1	41.0	+18.0	=82	1	29.0	+12.0	=26	2	1:10.0	+25.0	=68
		Range Time		1:30.2	+40.8	70		1:18.5	+29.3	39		2:48.7	+1:10.1	=50
		Course Time		5:53.7	+10.7	=12		6:11.1	+11.5	12		6:17.7	+14.8	7
												18:22.5	+36.1	8
26	11	HAUSWALD Simone	GER						2	21:14.1	+1:18.5	26		
		Cumulative Time	7:18.2	+40.1	42	14:49.3	+1:10.9	28				21:14.1	+1:18.5	26
		Loop Time	7:18.2	+40.1	42	7:31.1	+38.6	29	6:24.8	+21.9	15			
		Shooting	1	32.0	+9.0	=42	1	33.0	+16.0	=54	2	1:05.0	+20.0	=48
		Range Time		1:18.1	+28.7	48		1:20.9	+31.7	47		2:39.0	+1:00.4	42
		Course Time		6:00.1	+17.1	=28		6:10.2	+10.6	10		6:24.8	+21.9	15
												18:35.1	+48.7	16
27	56	HENKEL Andrea	GER						2	21:15.7	+1:20.1	27		
		Cumulative Time	7:15.6	+37.5	39	14:47.4	+1:09.0	27				21:15.7	+1:20.1	27
		Loop Time	7:15.6	+37.5	39	7:31.8	+39.3	30	6:28.3	+25.4	21			
		Shooting	1	34.0	+11.0	=57	1	32.0	+15.0	=49	2	1:06.0	+21.0	=55
		Range Time		1:20.0	+30.6	52		1:19.7	+30.5	43		2:39.7	+1:01.1	43
		Course Time		5:55.6	+12.6	19		6:12.1	+12.5	14		6:28.3	+25.4	21
												18:36.0	+49.6	17



COMPETITION ANALYSIS / ANALYSE DE LA COMPÉTITION

SAT 13 FEB 2010 / SAM 13 FEV 2010 START TIME / DEBUT 13:00 END TIME / FINI A 14:07

Rank	Bib	Name	NOC Code			T							
		Loop 1			Loop 2			Loop 3			Result	Behind	Rank
		Time	Behind	Rank	Time	Behind	Rank	Time	Behind	Rank			
28	84	SKARDINO Nadezhda	BLR						0	21:17.6	+1:22.0	28	
Cumulative Time		7:08.4	+30.3	31	14:37.7	+59.3	25				21:17.6	+1:22.0	28
Loop Time		7:08.4	+30.3	31	7:29.3	+36.8	26	6:39.9	+37.0	43			
Shooting		0	35.0	+12.0 =66	0	41.0	+24.0 =82	0	1:16.0	+31.0 =78			
Range Time		1:01.9	+12.5	36	1:06.8	+17.6	27				2:08.7	+30.1	21
Course Time		6:06.5	+23.5	49	6:22.5	+22.9	36	6:39.9	+37.0	43	19:08.9	+1:22.5	43
29	89	BECAERT Sylvie	FRA						2	21:21.6	+1:26.0	29	
Cumulative Time		7:15.3	+37.2	=37	14:54.6	+1:16.2	30				21:21.6	+1:26.0	29
Loop Time		7:15.3	+37.2	=37	7:39.3	+46.8	33	6:27.0	+24.1	19			
Shooting		1	30.0	+7.0 =25	1	33.0	+16.0 =54	2	1:03.0	+18.0 =42			
Range Time		1:20.1	+30.7	53	1:23.7	+34.5	51				2:43.8	+1:05.2	48
Course Time		5:55.2	+12.2	17	6:15.6	+16.0	22	6:27.0	+24.1	19	18:37.8	+51.4	18
30	38	WILHELM Kati	GER						3	21:27.2	+1:31.6	30	
Cumulative Time		7:32.4	+54.3	60	15:04.7	+1:26.3	36				21:27.2	+1:31.6	30
Loop Time		7:32.4	+54.3	60	7:32.3	+39.8	31	6:22.5	+19.6	10			
Shooting		2	30.0	+7.0 =25	1	28.0	+11.0 =20	3	58.0	+13.0 =19			
Range Time		1:41.8	+52.4	75	1:19.0	+29.8	=41				3:00.8	+1:22.2	64
Course Time		5:50.6	+7.6	7	6:13.3	+13.7	15	6:22.5	+19.6	10	18:26.4	+40.0	11
31	20	MALI Andreja	SLO						0	21:32.6	+1:37.0	31	
Cumulative Time		7:11.2	+33.1	34	14:39.0	+1:00.6	26				21:32.6	+1:37.0	31
Loop Time		7:11.2	+33.1	34	7:27.8	+35.3	23	6:53.6	+50.7	65			
Shooting		0	39.0	+16.0 =78	0	32.0	+15.0 =49	0	1:11.0	+26.0 =72			
Range Time		1:05.3	+15.9	40	1:00.2	+11.0	22				2:05.5	+26.9	19
Course Time		6:05.9	+22.9	=45	6:27.6	+28.0	=48	6:53.6	+50.7	65	19:27.1	+1:40.7	55
32	86	SONG Chaoqing	CHN						2	21:38.2	+1:42.6	32	
Cumulative Time		7:19.4	+41.3	44	15:01.3	+1:22.9	32				21:38.2	+1:42.6	32
Loop Time		7:19.4	+41.3	44	7:41.9	+49.4	36	6:36.9	+34.0	34			
Shooting		1	27.0	+4.0 =7	1	31.0	+14.0 =44	2	58.0	+13.0 =19			
Range Time		1:15.9	+26.5	43	1:18.8	+29.6	40				2:34.7	+56.1	36
Course Time		6:03.5	+20.5	=40	6:23.1	+23.5	37	6:36.9	+34.0	34	19:03.5	+1:17.1	=37
33	45	BERGER Tora	NOR						2	21:42.1	+1:46.5	33	
Cumulative Time		7:26.1	+48.0	53	15:03.3	+1:24.9	35				21:42.1	+1:46.5	33
Loop Time		7:26.1	+48.0	53	7:37.2	+44.7	32	6:38.8	+35.9	=40			
Shooting		1	29.0	+6.0 =18	1	25.0	+8.0 =6	2	54.0	+9.0 10			
Range Time		1:20.2	+30.8	54	1:13.9	+24.7	30				2:34.1	+55.5	35
Course Time		6:05.9	+22.9	=45	6:23.3	+23.7	39	6:38.8	+35.9	=40	19:08.0	+1:21.6	41
34	13	SEMERENKO Vita	UKR						3	21:42.3	+1:46.7	34	
Cumulative Time		6:49.0	+10.9	8	15:11.5	+1:33.1	42				21:42.3	+1:46.7	34
Loop Time		6:49.0	+10.9	8	8:22.5	+1:30.0	72	6:30.8	+27.9	=25			
Shooting		0	26.0	+3.0 =4	3	25.0	+8.0 =6	3	51.0	+6.0 =5			
Range Time		52.1	+2.7	4	2:08.5	+1:19.3	82				3:00.6	+1:22.0	62
Course Time		5:56.9	+13.9	24	6:14.0	+14.4	16	6:30.8	+27.9	=25	18:41.7	+55.3	21
35	73	GWIZDON Magdalena	POL						2	21:48.9	+1:53.3	35	
Cumulative Time		6:56.5	+18.4	16	15:06.2	+1:27.8	39				21:48.9	+1:53.3	35
Loop Time		6:56.5	+18.4	16	8:09.7	+1:17.2	61	6:42.7	+39.8	48			
Shooting		0	26.0	+3.0 =4	2	27.0	+10.0 =16	2	53.0	+8.0 =7			
Range Time		54.2	+4.8	7	1:42.5	+53.3	70				2:36.7	+58.1	40
Course Time		6:02.3	+19.3	37	6:27.2	+27.6	46	6:42.7	+39.8	48	19:12.2	+1:25.8	44
36	26	NOVAKOWSKA Weronika	POL						3	21:49.4	+1:53.8	36	
Cumulative Time		6:51.9	+13.8	12	15:24.5	+1:46.1	47				21:49.4	+1:53.8	36
Loop Time		6:51.9	+13.8	12	8:32.6	+1:40.1	78	6:24.9	+22.0	=16			
Shooting		0	31.0	+8.0 =34	3	40.0	+23.0 =80	3	1:11.0	+26.0 =72			
Range Time		55.4	+6.0	12	2:16.1	+1:26.9	87				3:11.5	+1:32.9	71
Course Time		5:56.5	+13.5	23	6:16.5	+16.9	23	6:24.9	+22.0	=16	18:37.9	+51.5	19



COMPETITION ANALYSIS / ANALYSE DE LA COMPÉTITION

SAT 13 FEB 2010 / SAM 13 FEV 2010 START TIME / DEBUT 13:00 END TIME / FINI A 14:07

Rank	Bib	Name	NOC Code			T								
		Loop 1			Loop 2			Loop 3			Result	Behind	Rank	
		Time	Behind	Rank	Time	Behind	Rank	Time	Behind	Rank				
37	41	RAVNIKAR Dijana	SLO			1	21:49.7	+1:54.1	37					
		Cumulative Time	7:04.4	+26.3	26	14:57.2	+1:18.8	31				21:49.7	+1:54.1	37
		Loop Time	7:04.4	+26.3	26	7:52.8	+1:00.3	41	6:52.5	+49.6	63			
		Shooting	0	27.0	+4.0	=7	1	26.0	+9.0	=11	1	53.0	+8.0	=7
		Range Time		56.0	+6.6	19		1:18.4	+29.2	=37		2:14.4	+35.8	26
		Course Time		6:08.4	+25.4	54		6:34.4	+34.8	=59		6:52.5	+49.6	63
		Course Time										19:35.3	+1:48.9	60
38	59	HALLER Katja	ITA			1	21:51.0	+1:55.4	38					
		Cumulative Time	7:11.0	+32.9	33	15:05.1	+1:26.7	38				21:51.0	+1:55.4	38
		Loop Time	7:11.0	+32.9	33	7:54.1	+1:01.6	43	6:45.9	+43.0	=54			
		Shooting	0	29.0	+6.0	=18	1	33.0	+16.0	=54	1	1:02.0	+17.0	=39
		Range Time		56.7	+7.3	20		1:22.3	+33.1	49		2:19.0	+40.4	29
		Course Time		6:14.3	+31.3	=63		6:31.8	+32.2	53		6:45.9	+43.0	=54
		Course Time										19:32.0	+1:45.6	59
39	87	PURDEA Mihaela	ROU			1	21:52.2	+1:56.6	39					
		Cumulative Time	7:08.3	+30.2	30	15:02.7	+1:24.3	=33				21:52.2	+1:56.6	39
		Loop Time	7:08.3	+30.2	30	7:54.4	+1:01.9	44	6:49.5	+46.6	60			
		Shooting	0	37.0	+14.0	74	1	31.0	+14.0	=44	1	1:08.0	+23.0	=62
		Range Time		1:02.4	+13.0	37		1:20.2	+31.0	45		2:22.6	+44.0	32
		Course Time		6:05.9	+22.9	=45		6:34.2	+34.6	=57		6:49.5	+46.6	60
		Course Time										19:29.6	+1:43.2	57
40	66	GEREKOVA Jana	SVK			3	21:54.0	+1:58.4	40					
		Cumulative Time	7:14.6	+36.5	36	15:16.5	+1:38.1	44				21:54.0	+1:58.4	40
		Loop Time	7:14.6	+36.5	36	8:01.9	+1:09.4	53	6:37.5	+34.6	=35			
		Shooting	1	33.0	+10.0	=49	2	17.0	0.0	1	3	50.0	+5.0	=3
		Range Time		1:19.9	+30.5	=50		1:40.8	+51.6	65		3:00.7	+1:22.1	63
		Course Time		5:54.7	+11.7	15		6:21.1	+21.5	31		6:37.5	+34.6	=35
		Course Time										18:53.3	+1:06.9	28
41	12	DOMEIJ Sofia	SWE			1	21:55.0	+1:59.4	41					
		Cumulative Time	7:23.0	+44.9	49	15:18.6	+1:40.2	45				21:55.0	+1:59.4	41
		Loop Time	7:23.0	+44.9	49	7:55.6	+1:03.1	45	6:36.4	+33.5	=31			
		Shooting	0	42.0	+19.0	85	1	38.0	+21.0	=71	1	1:20.0	+35.0	=84
		Range Time		1:08.6	+19.2	42		1:27.4	+38.2	57		2:36.0	+57.4	38
		Course Time		6:14.4	+31.4	65		6:28.2	+28.6	50		6:36.4	+33.5	=31
		Course Time										19:19.0	+1:32.6	48
42	54	CYL Agnieszka	POL			2	21:55.2	+1:59.6	42					
		Cumulative Time	7:03.0	+24.9	25	15:09.5	+1:31.1	41				21:55.2	+1:59.6	42
		Loop Time	7:03.0	+24.9	25	8:06.5	+1:14.0	60	6:45.7	+42.8	53			
		Shooting	0	29.0	+6.0	=18	2	30.0	+13.0	=34	2	59.0	+14.0	=25
		Range Time		55.6	+6.2	13		1:45.5	+56.3	72		2:41.1	+1:02.5	46
		Course Time		6:07.4	+24.4	=51		6:21.0	+21.4	=29		6:45.7	+42.8	53
		Course Time										19:14.1	+1:27.7	45
43	46	PONZA Michela	ITA			2	21:55.7	+2:00.1	43					
		Cumulative Time	7:25.7	+47.6	52	15:13.4	+1:35.0	43				21:55.7	+2:00.1	43
		Loop Time	7:25.7	+47.6	52	7:47.7	+55.2	37	6:42.3	+39.4	46			
		Shooting	1	31.0	+8.0	=34	1	27.0	+10.0	=16	2	58.0	+13.0	=19
		Range Time		1:20.3	+30.9	=55		1:15.6	+26.4	34		2:35.9	+57.3	37
		Course Time		6:05.4	+22.4	44		6:32.1	+32.5	54		6:42.3	+39.4	46
		Course Time										19:19.8	+1:33.4	50
44	51	SUZUKI Fuyuko	JPN			1	21:58.0	+2:02.4	44					
		Cumulative Time	7:35.0	+56.9	61	15:05.0	+1:26.6	37				21:58.0	+2:02.4	44
		Loop Time	7:35.0	+56.9	61	7:30.0	+37.5	28	6:53.0	+50.1	64			
		Shooting	1	31.0	+8.0	=34	0	30.0	+13.0	=34	1	1:01.0	+16.0	=33
		Range Time		1:21.9	+32.5	57		55.8	+6.6	13		2:17.7	+39.1	27
		Course Time		6:13.1	+30.1	60		6:34.2	+34.6	=57		6:53.0	+50.1	64
		Course Time										19:40.3	+1:53.9	65
45	65	STUDEBAKER Sara	USA			1	22:05.3	+2:09.7	45					
		Cumulative Time	7:22.5	+44.4	48	15:27.0	+1:48.6	49				22:05.3	+2:09.7	45
		Loop Time	7:22.5	+44.4	48	8:04.5	+1:12.0	58	6:38.3	+35.4	38			
		Shooting	0	34.0	+11.0	=57	1	39.0	+22.0	=76	1	1:13.0	+28.0	75
		Range Time		1:00.6	+11.2	=30		1:28.3	+39.1	58		2:28.9	+50.3	33
		Course Time		6:21.9	+38.9	76		6:36.2	+36.6	64		6:38.3	+35.4	38
		Course Time										19:36.4	+1:50.0	61



COMPETITION ANALYSIS / ANALYSE DE LA COMPÉTITION

SAT 13 FEB 2010 / SAM 13 FEV 2010 START TIME / DEBUT 13:00 END TIME / FINI A 14:07

Rank	Bib	Name	NOC Code			T						
Loop 1			Loop 2			Loop 3			Result	Behind	Rank	
	Time	Behind	Rank	Time	Behind	Rank	Time	Behind	Rank			
46	76	TANDY Megan	CAN						0	22:07.7	+2:12.1	46
Cumulative Time	7:21.4	+43.3	46	15:02.7	+1:24.3	=33				22:07.7	+2:12.1	46
Loop Time	7:21.4	+43.3	46	7:41.3	+48.8	35	7:05.0	+1:02.1	78			
Shooting	0	32.0	+9.0 =42	0	35.0	+18.0 =67				0	1:07.0	+22.0 =59
Range Time	1:00.9	+11.5	=32	1:02.7	+13.5	24				2:03.6	+25.0	18
Course Time	6:20.5	+37.5	=74	6:38.6	+39.0	68	7:05.0	+1:02.1	78	20:04.1	+2:17.7	75
47	5	OBERHOFER Karin	ITA						3	22:08.9	+2:13.3	47
Cumulative Time	7:26.2	+48.1	54	15:36.1	+1:57.7	52				22:08.9	+2:13.3	47
Loop Time	7:26.2	+48.1	54	8:09.9	+1:17.4	62	6:32.8	+29.9	28			
Shooting	1	34.0	+11.0 =57	2	33.0	+16.0 =54				3	1:07.0	+22.0 =59
Range Time	1:22.0	+32.6	58	1:42.3	+53.1	68				3:04.3	+1:25.7	66
Course Time	6:04.2	+21.2	42	6:27.6	+28.0	=48	6:32.8	+29.9	28	19:04.6	+1:18.2	39
48	80	KRUMINA Gerda	LAT						1	22:09.3	+2:13.7	48
Cumulative Time	7:17.4	+39.3	41	15:09.0	+1:30.6	40				22:09.3	+2:13.7	48
Loop Time	7:17.4	+39.3	41	7:51.6	+59.1	40	7:00.3	+57.4	72			
Shooting	0	33.0	+10.0 =49	1	28.0	+11.0 =20				1	1:01.0	+16.0 =33
Range Time	1:00.9	+11.5	=32	1:17.7	+28.5	36				2:18.6	+40.0	28
Course Time	6:16.5	+33.5	70	6:33.9	+34.3	56	7:00.3	+57.4	72	19:50.7	+2:04.3	69
49	62	PLOGTEGA Dana	ROU						2	22:12.3	+2:16.7	49
Cumulative Time	6:59.3	+21.2	21	15:25.3	+1:46.9	48				22:12.3	+2:16.7	49
Loop Time	6:59.3	+21.2	21	8:26.0	+1:33.5	75	6:47.0	+44.1	57			
Shooting	0	31.0	+8.0 =34	2	38.0	+21.0 =71				2	1:09.0	+24.0 =66
Range Time	55.8	+6.4	=15	1:53.6	+1:04.4	78				2:49.4	+1:10.8	52
Course Time	6:03.5	+20.5	=40	6:32.4	+32.8	55	6:47.0	+44.1	57	19:22.9	+1:36.5	51
50	74	WANG Chunli	CHN						3	22:13.4	+2:17.8	50
Cumulative Time	8:24.3	+1:46.2	82	15:43.3	+2:04.9	63				22:13.4	+2:17.8	50
Loop Time	8:24.3	+1:46.2	82	7:19.0	+26.5	=18	6:30.1	+27.2	24			
Shooting	3	34.0	+11.0 =57	0	30.0	+13.0 =34				3	1:04.0	+19.0 =44
Range Time	2:27.3	+1:37.9	87	56.8	+7.6	18				3:24.1	+1:45.5	75
Course Time	5:57.0	+14.0	=25	6:22.2	+22.6	34	6:30.1	+27.2	24	18:49.3	+1:02.9	26
51	39	LIU Xianying	CHN						3	22:14.6	+2:19.0	51
Cumulative Time	7:21.9	+43.8	47	15:37.9	+1:59.5	53				22:14.6	+2:19.0	51
Loop Time	7:21.9	+43.8	47	8:16.0	+1:23.5	68	6:36.7	+33.8	33			
Shooting	1	35.0	+12.0 =66	2	35.0	+18.0 =67				3	1:10.0	+25.0 =68
Range Time	1:24.6	+35.2	=62	1:50.7	+1:01.5	74				3:15.3	+1:36.7	72
Course Time	5:57.3	+14.3	27	6:25.3	+25.7	=44	6:36.7	+33.8	33	18:59.3	+1:12.9	34
52	24	LEBEDEVA Anna	KAZ						2	22:15.1	+2:19.5	52
Cumulative Time	7:12.7	+34.6	35	15:30.9	+1:52.5	51				22:15.1	+2:19.5	52
Loop Time	7:12.7	+34.6	35	8:18.2	+1:25.7	69	6:44.2	+41.3	50			
Shooting	0	30.0	+7.0 =25	2	39.0	+22.0 =76				2	1:09.0	+24.0 =66
Range Time	57.2	+7.8	21	1:52.9	+1:03.7	=75				2:50.1	+1:11.5	53
Course Time	6:15.5	+32.5	69	6:25.3	+25.7	=44	6:44.2	+41.3	50	19:25.0	+1:38.6	52
53	3	LEVCHENKOVA Natalia	MDA						2	22:18.2	+2:22.6	53
Cumulative Time	7:37.5	+59.4	66	15:39.1	+2:00.7	54				22:18.2	+2:22.6	53
Loop Time	7:37.5	+59.4	66	8:01.6	+1:09.1	52	6:39.1	+36.2	42			
Shooting	1	34.0	+11.0 =57	1	34.0	+17.0 =62				2	1:08.0	+23.0 =62
Range Time	1:25.8	+36.4	66	1:26.1	+36.9	=54				2:51.9	+1:13.3	56
Course Time	6:11.7	+28.7	58	6:35.5	+35.9	62	6:39.1	+36.2	42	19:26.3	+1:39.9	54
54	35	HALINAROVA Martina	SVK						2	22:19.0	+2:23.4	54
Cumulative Time	7:23.4	+45.3	50	15:23.7	+1:45.3	46				22:19.0	+2:23.4	54
Loop Time	7:23.4	+45.3	50	8:00.3	+1:07.8	=50	6:55.3	+52.4	67			
Shooting	1	33.0	+10.0 =49	1	33.0	+16.0 =54				2	1:06.0	+21.0 =55
Range Time	1:27.1	+37.7	69	1:24.6	+35.4	52				2:51.7	+1:13.1	55
Course Time	5:56.3	+13.3	22	6:35.7	+36.1	63	6:55.3	+52.4	67	19:27.3	+1:40.9	56



COMPETITION ANALYSIS / ANALYSE DE LA COMPÉTITION

SAT 13 FEB 2010 / SAM 13 FEV 2010 START TIME / DEBUT 13:00 END TIME / FINI A 14:07

Rank	Bib	Name	NOC Code			T							
Loop 1			Loop 2			Loop 3			Result	Behind	Rank		
	Time	Behind	Rank	Time	Behind	Rank	Time	Behind	Rank				
55	68	SAUE Eveli	EST						2	22:23.3	+2:27.7	55	
Cumulative Time	7:40.2	+1:02.1	67	15:42.8	+2:04.4	62				22:23.3	+2:27.7	55	
Loop Time	7:40.2	+1:02.1	67	8:02.6	+1:10.1	54	6:40.5	+37.6	44				
Shooting	1	32.0	+9.0 =42	1	33.0	+16.0 =54				2	1:05.0	+20.0 =48	
Range Time	1:25.3	+35.9	65	1:26.1	+36.9	=54					2:51.4	+1:12.8	54
Course Time	6:14.9	+31.9	67	6:36.5	+36.9	=65	6:40.5	+37.6	44		19:31.9	+1:45.5	58
56	57	GASPARIN Selina	SUI						4	22:23.4	+2:27.8	56	
Cumulative Time	7:52.4	+1:14.3	74	15:58.4	+2:20.0	69				22:23.4	+2:27.8	56	
Loop Time	7:52.4	+1:14.3	74	8:06.0	+1:13.5	59	6:25.0	+22.1	18				
Shooting	2	34.0	+11.0 =57	2	31.0	+14.0 =44				4	1:05.0	+20.0 =48	
Range Time	1:45.8	+56.4	79	1:41.4	+52.2	66					3:27.2	+1:48.6	76
Course Time	6:06.6	+23.6	50	6:24.6	+25.0	=40	6:25.0	+22.1	18		18:56.2	+1:09.8	32
57	16	LIDUMA Madara	LAT						4	22:23.8	+2:28.2	57	
Cumulative Time	7:41.0	+1:02.9	68	15:40.7	+2:02.3	=56				22:23.8	+2:28.2	57	
Loop Time	7:41.0	+1:02.9	68	7:59.7	+1:07.2	48	6:43.1	+40.2	49				
Shooting	2	32.0	+9.0 =42	2	30.0	+13.0 =34				4	1:02.0	+17.0 =39	
Range Time	1:45.2	+55.8	77	1:44.9	+55.7	71					3:30.1	+1:51.5	79
Course Time	5:55.8	+12.8	20	6:14.8	+15.2	18	6:43.1	+40.2	49		18:53.7	+1:07.3	29
58	85	LEBEDEVA Marina	KAZ						1	22:27.0	+2:31.4	58	
Cumulative Time	7:15.3	+37.2	=37	15:27.1	+1:48.7	50				22:27.0	+2:31.4	58	
Loop Time	7:15.3	+37.2	=37	8:11.8	+1:19.3	65	6:59.9	+57.0	71				
Shooting	0	39.0	+16.0 =78	1	38.0	+21.0 =71				1	1:17.0	+32.0 =80	
Range Time	1:05.6	+16.2	41	1:31.9	+42.7	60					2:37.5	+58.9	41
Course Time	6:09.7	+26.7	55	6:39.9	+40.3	70	6:59.9	+57.0	71		19:49.5	+2:03.1	68
59	69	MAKARAINEN Kaisa	FIN						3	22:27.3	+2:31.7	59	
Cumulative Time	7:07.2	+29.1	29	15:44.9	+2:06.5	64				22:27.3	+2:31.7	59	
Loop Time	7:07.2	+29.1	29	8:37.7	+1:45.2	82	6:42.4	+39.5	47				
Shooting	0	39.0	+16.0 =78	3	38.0	+21.0 =71				3	1:17.0	+32.0 =80	
Range Time	1:05.0	+15.6	39	2:15.3	+1:26.1	86					3:20.3	+1:41.7	74
Course Time	6:02.2	+19.2	36	6:22.4	+22.8	35	6:42.4	+39.5	47		19:07.0	+1:20.6	40
60	53	VEJNAROVA Zdenka	CZE						2	22:28.5	+2:32.9	60	
Cumulative Time	7:37.4	+59.3	65	15:40.9	+2:02.5	58				22:28.5	+2:32.9	60	
Loop Time	7:37.4	+59.3	65	8:03.5	+1:11.0	56	6:47.6	+44.7	58				
Shooting	1	28.0	+5.0 =11	1	30.0	+13.0 =34				2	58.0	+13.0 =19	
Range Time	1:20.3	+30.9	=55	1:21.3	+32.1	48					2:41.6	+1:03.0	47
Course Time	6:17.1	+34.1	72	6:42.2	+42.6	73	6:47.6	+44.7	58		19:46.9	+2:00.5	67
61	6	KONG Yingchao	CHN						2	22:30.9	+2:35.3	61	
Cumulative Time	7:30.6	+52.5	55	15:42.3	+2:03.9	61				22:30.9	+2:35.3	61	
Loop Time	7:30.6	+52.5	55	8:11.7	+1:19.2	64	6:48.6	+45.7	59				
Shooting	1	31.0	+8.0 =34	1	45.0	+28.0	87			2	1:16.0	+31.0 =78	
Range Time	1:19.9	+30.5	=50	1:34.4	+45.2	62					2:54.3	+1:15.7	60
Course Time	6:10.7	+27.7	57	6:37.3	+37.7	67	6:48.6	+45.7	59		19:36.6	+1:50.2	62
62	7	KLENOVSKA Nina	BUL						3	22:32.4	+2:36.8	62	
Cumulative Time	7:31.8	+53.7	=57	15:46.5	+2:08.1	65				22:32.4	+2:36.8	62	
Loop Time	7:31.8	+53.7	=57	8:14.7	+1:22.2	67	6:45.9	+43.0	=54				
Shooting	1	28.0	+5.0 =11	2	23.0	+6.0	4			3	51.0	+6.0 =5	
Range Time	1:17.5	+28.1	46	1:35.5	+46.3	63					2:53.0	+1:14.4	57
Course Time	6:14.3	+31.3	=63	6:39.2	+39.6	69	6:45.9	+43.0	=54		19:39.4	+1:53.0	64
63	17	MUN Ji-Hee	KOR						2	22:34.1	+2:38.5	63	
Cumulative Time	7:41.8	+1:03.7	70	15:42.1	+2:03.7	60				22:34.1	+2:38.5	63	
Loop Time	7:41.8	+1:03.7	70	8:00.3	+1:07.8	=50	6:52.0	+49.1	62				
Shooting	1	30.0	+7.0 =25	1	34.0	+17.0 =62				2	1:04.0	+19.0 =44	
Range Time	1:22.8	+33.4	59	1:25.9	+36.7	53					2:48.7	+1:10.1	=50
Course Time	6:19.0	+36.0	73	6:34.4	+34.8	=59	6:52.0	+49.1	62		19:45.4	+1:59.0	66



COMPETITION ANALYSIS / ANALYSE DE LA COMPÉTITION

SAT 13 FEB 2010 / SAM 13 FEV 2010 START TIME / DEBUT 13:00 END TIME / FINI A 14:07

Rank	Bib	Name	NOC Code			T						
Loop 1			Loop 2			Loop 3			Result	Behind	Rank	
Time	Behind	Rank	Time	Behind	Rank	Time	Behind	Rank				
64	48	LEHTLA Kadri	EST						2	22:34.2	+2:38.6	64
Cumulative Time	7:58.6	+1:20.5	77	15:39.8	+2:01.4	55				22:34.2	+2:38.6	64
Loop Time	7:58.6	+1:20.5	77	7:41.2	+48.7	34	6:54.4	+51.5	66			
Shooting	2	27.0	+4.0	=7	0	30.0	+13.0	=34	2	57.0	+12.0	=16
Range Time	1:44.4	+55.0	76	56.3	+7.1	17				2:40.7	+1:02.1	45
Course Time	6:14.2	+31.2	62	6:44.9	+45.3	75	6:54.4	+51.5	66	19:53.5	+2:07.1	71
65	64	KOCHER Zina	CAN						3	22:35.8	+2:40.2	65
Cumulative Time	7:36.1	+58.0	62	15:59.4	+2:21.0	70				22:35.8	+2:40.2	65
Loop Time	7:36.1	+58.0	62	8:23.3	+1:30.8	73	6:36.4	+33.5	=31			
Shooting	1	38.0	+15.0	=75	2	41.0	+24.0	=82	3	1:19.0	+34.0	83
Range Time	1:25.9	+36.5	67	1:53.2	+1:04.0	77				3:19.1	+1:40.5	73
Course Time	6:10.2	+27.2	56	6:30.1	+30.5	51	6:36.4	+33.5	=31	19:16.7	+1:30.3	46
66	83	KRISTIANSEN Gro	NOR						5	22:41.0	+2:45.4	66
Cumulative Time	8:07.6	+1:29.5	78	16:06.5	+2:28.1	72				22:41.0	+2:45.4	66
Loop Time	8:07.6	+1:29.5	78	7:58.9	+1:06.4	46	6:34.5	+31.6	29			
Shooting	3	33.0	+10.0	=49	2	26.0	+9.0	=11	5	59.0	+14.0	=25
Range Time	2:07.1	+1:17.7	82	1:37.3	+48.1	64				3:44.4	+2:05.8	85
Course Time	6:00.5	+17.5	33	6:21.6	+22.0	33	6:34.5	+31.6	29	18:56.6	+1:10.2	33
67	61	FILIMONOVA Lyubov	KAZ						2	22:44.4	+2:48.8	67
Cumulative Time	7:48.4	+1:10.3	73	15:48.4	+2:10.0	66				22:44.4	+2:48.8	67
Loop Time	7:48.4	+1:10.3	73	8:00.0	+1:07.5	49	6:56.0	+53.1	68			
Shooting	1	43.0	+20.0	86	1	28.0	+11.0	=20	2	1:11.0	+26.0	=72
Range Time	1:33.6	+44.2	73	1:19.9	+30.7	44				2:53.5	+1:14.9	58
Course Time	6:14.8	+31.8	66	6:40.1	+40.5	71	6:56.0	+53.1	68	19:50.9	+2:04.5	70
68	52	LAUKKANEN Mari	FIN						4	22:45.0	+2:49.4	68
Cumulative Time	8:25.7	+1:47.6	83	16:13.8	+2:35.4	75				22:45.0	+2:49.4	68
Loop Time	8:25.7	+1:47.6	83	7:48.1	+55.6	38	6:31.2	+28.3	27			
Shooting	3	39.0	+16.0	=78	1	31.0	+14.0	=44	4	1:10.0	+25.0	=68
Range Time	2:18.3	+1:28.9	86	1:23.2	+34.0	50				3:41.5	+2:02.9	84
Course Time	6:07.4	+24.4	=51	6:24.9	+25.3	43	6:31.2	+28.3	27	19:03.5	+1:17.1	=37
69	36	GLAZERE Liga	LAT						1	22:47.7	+2:52.1	69
Cumulative Time	7:32.0	+53.9	59	15:42.0	+2:03.6	59				22:47.7	+2:52.1	69
Loop Time	7:32.0	+53.9	59	8:10.0	+1:17.5	63	7:05.7	+1:02.8	79			
Shooting	0	35.0	+12.0	=66	1	29.0	+12.0	=26	1	1:04.0	+19.0	=44
Range Time	1:02.8	+13.4	38	1:19.0	+29.8	=41				2:21.8	+43.2	31
Course Time	6:29.2	+46.2	80	6:51.0	+51.4	79	7:05.7	+1:02.8	79	20:25.9	+2:39.5	80
70	23	EIKELAND Liv Kjersti	NOR						4	22:51.9	+2:56.3	70
Cumulative Time	7:30.9	+52.8	56	16:06.8	+2:28.4	73				22:51.9	+2:56.3	70
Loop Time	7:30.9	+52.8	56	8:35.9	+1:43.4	81	6:45.1	+42.2	52			
Shooting	1	33.0	+10.0	=49	3	28.0	+11.0	=20	4	1:01.0	+16.0	=33
Range Time	1:23.1	+33.7	60	2:11.2	+1:22.0	84				3:34.3	+1:55.7	80
Course Time	6:07.8	+24.8	53	6:24.7	+25.1	42	6:45.1	+42.2	52	19:17.6	+1:31.2	47
71	77	ZVARICOVA Veronika	CZE						2	22:52.9	+2:57.3	71
Cumulative Time	7:16.3	+38.2	40	15:51.6	+2:13.2	67				22:52.9	+2:57.3	71
Loop Time	7:16.3	+38.2	40	8:35.3	+1:42.8	80	7:01.3	+58.4	76			
Shooting	0	33.0	+10.0	=49	2	34.0	+17.0	=62	2	1:07.0	+22.0	=59
Range Time	1:01.0	+11.6	34	1:52.9	+1:03.7	=75				2:53.9	+1:15.3	59
Course Time	6:15.3	+32.3	68	6:42.4	+42.8	74	7:01.3	+58.4	76	19:59.0	+2:12.6	=72
72	22	CRAWFORD Rosanna	CAN						0	23:04.6	+3:09.0	72
Cumulative Time	7:36.7	+58.6	64	15:40.7	+2:02.3	=56				23:04.6	+3:09.0	72
Loop Time	7:36.7	+58.6	64	8:04.0	+1:11.5	57	7:23.9	+1:21.0	84			
Shooting	0	30.0	+7.0	=25	0	29.0	+12.0	=26	0	59.0	+14.0	=25
Range Time	57.4	+8.0	22	55.4	+6.2	=11				1:52.8	+14.2	10
Course Time	6:39.3	+56.3	86	7:08.6	+1:09.0	84	7:23.9	+1:21.0	84	21:11.8	+3:25.4	85



COMPETITION ANALYSIS / ANALYSE DE LA COMPÉTITION

SAT 13 FEB 2010 / SAM 13 FEV 2010 START TIME / DEBUT 13:00 END TIME / FINI A 14:07

Rank	Bib	Name	NOC Code			T							
Loop 1			Loop 2			Loop 3			Result	Behind	Rank		
	Time	Behind	Rank	Time	Behind	Rank	Time	Behind	Rank				
73	78	FIANDINO Roberta	ITA						4	23:11.6	+3:16.0	73	
Cumulative Time	8:31.1	+1:53.0	85	16:25.0	+2:46.6	77				23:11.6	+3:16.0	73	
Loop Time	8:31.1	+1:53.0	85	7:53.9	+1:01.4	42	6:46.6	+43.7	56				
Shooting	3	35.0	+12.0 =66	1	26.0	+9.0 =11				4	1:01.0	+16.0 =33	
Range Time	2:17.3	+1:27.9	83	1:17.4	+28.2	35					3:34.7	+1:56.1	81
Course Time	6:13.8	+30.8	61	6:36.5	+36.9 =65		6:46.6	+43.7	56		19:36.9	+1:50.5	63
74	1	NAZAROVA Olga	BLR						3	23:11.7	+3:16.1	74	
Cumulative Time	7:18.5	+40.4	43	16:10.5	+2:32.1	74				23:11.7	+3:16.1	74	
Loop Time	7:18.5	+40.4	43	8:52.0	+1:59.5	84	7:01.2	+58.3	=74				
Shooting	0	30.0	+7.0 =25	3	30.0	+13.0 =34				3	1:00.0	+15.0 =29	
Range Time	58.0	+8.6	25	2:10.5	+1:21.3	83					3:08.5	+1:29.9	70
Course Time	6:20.5	+37.5 =74		6:41.5	+41.9	72	7:01.2	+58.3	=74		20:03.2	+2:16.8	74
75	55	BRANKOVIC-LIKOZAR Tadeja	SLO						4	23:13.3	+3:17.7	75	
Cumulative Time	7:45.5	+1:07.4	72	16:35.7	+2:57.3	80				23:13.3	+3:17.7	75	
Loop Time	7:45.5	+1:07.4	72	8:50.2	+1:57.7	83	6:37.6	+34.7	37				
Shooting	1	56.0	+33.0	88	3	55.0	+38.0	88		4	1:51.0	+1:06.0	88
Range Time	1:45.4	+56.0	78	2:31.8	+1:42.6	88					4:17.2	+2:38.6	87
Course Time	6:00.1	+17.1 =28		6:18.4	+18.8 =26		6:37.6	+34.7	37		18:56.1	+1:09.7	31
76	30	IMRIE Megan	CAN						3	23:17.0	+3:21.4	76	
Cumulative Time	7:41.6	+1:03.5	69	16:15.8	+2:37.4	76				23:17.0	+3:21.4	76	
Loop Time	7:41.6	+1:03.5	69	8:34.2	+1:41.7	79	7:01.2	+58.3	=74				
Shooting	1	28.0	+5.0 =11	2	32.0	+15.0 =49				3	1:00.0	+15.0 =29	
Range Time	1:19.6	+30.2	49	1:46.3	+57.1	73					3:05.9	+1:27.3	68
Course Time	6:22.0	+39.0	77	6:47.9	+48.3	76	7:01.2	+58.3	=74		20:11.1	+2:24.7	77
77	9	SPECTOR Laura	USA						2	23:18.1	+3:22.5	77	
Cumulative Time	7:43.0	+1:04.9	71	16:04.7	+2:26.3	71				23:18.1	+3:22.5	77	
Loop Time	7:43.0	+1:04.9	71	8:21.7	+1:29.2	71	7:13.4	+1:10.5	83				
Shooting	1	34.0	+11.0 =57	1	40.0	+23.0 =80				2	1:14.0	+29.0 =76	
Range Time	1:26.2	+36.8	68	1:33.6	+44.4	61					2:59.8	+1:21.2	61
Course Time	6:16.8	+33.8	71	6:48.1	+48.5	77	7:13.4	+1:10.5	83		20:18.3	+2:31.9	78
78	82	BARNES Lanny	USA						1	23:26.0	+3:30.4	78	
Cumulative Time	7:53.8	+1:15.7	75	15:56.8	+2:18.4	68				23:26.0	+3:30.4	78	
Loop Time	7:53.8	+1:15.7	75	8:03.0	+1:10.5	55	7:29.2	+1:26.3	86				
Shooting	1	23.0	0.0	1	0	22.0	+5.0	3		1	45.0	0.0 =1	
Range Time	1:17.3	+27.9	45	53.8	+4.6	6					2:11.1	+32.5	24
Course Time	6:36.5	+53.5	83	7:09.2	+1:09.6	85	7:29.2	+1:26.3	86		21:14.9	+3:28.5	86
79	72	JUSKANE Zanna	LAT						3	23:32.4	+3:36.8	79	
Cumulative Time	7:57.4	+1:19.3	76	16:28.8	+2:50.4	78				23:32.4	+3:36.8	79	
Loop Time	7:57.4	+1:19.3	76	8:31.4	+1:38.9	77	7:03.6	+1:00.7	77				
Shooting	1	38.0	+15.0 =75	2	36.0	+19.0 =69				3	1:14.0	+29.0 =76	
Range Time	1:31.7	+42.3	71	1:56.2	+1:07.0	79					3:27.9	+1:49.3	77
Course Time	6:25.7	+42.7	78	6:35.2	+35.6	61	7:03.6	+1:00.7	77		20:04.5	+2:18.1	76
80	33	JOHNSON Haley	USA						4	23:35.4	+3:39.8	80	
Cumulative Time	7:36.6	+58.5	63	16:39.1	+3:00.7	81				23:35.4	+3:39.8	80	
Loop Time	7:36.6	+58.5	63	9:02.5	+2:10.0	86	6:56.3	+53.4	69				
Shooting	1	33.0	+10.0 =49	3	32.0	+15.0 =49				4	1:05.0	+20.0 =48	
Range Time	1:24.0	+34.6	61	2:12.4	+1:23.2	85					3:36.4	+1:57.8	83
Course Time	6:12.6	+29.6	59	6:50.1	+50.5	78	6:56.3	+53.4	69		19:59.0	+2:12.6	=72
81	79	KALINOVA Lubomira	SVK						5	23:47.2	+3:51.6	81	
Cumulative Time	8:36.1	+1:58.0	86	16:49.0	+3:10.6	84				23:47.2	+3:51.6	81	
Loop Time	8:36.1	+1:58.0	86	8:12.9	+1:20.4	66	6:58.2	+55.3	70				
Shooting	3	38.0	+15.0 =75	2	27.0	+10.0 =16				5	1:05.0	+20.0 =48	
Range Time	2:39.1	+1:49.7	88	1:42.0	+52.8	67					4:21.1	+2:42.5	88
Course Time	5:57.0	+14.0 =25		6:30.9	+31.3	52	6:58.2	+55.3	70		19:26.1	+1:39.7	53



COMPETITION ANALYSIS / ANALYSE DE LA COMPÉTITION

SAT 13 FEB 2010 / SAM 13 FEV 2010 START TIME / DEBUT 13:00 END TIME / FINI A 14:07

Rank	Bib	Name	NOC Code			T						
Loop 1			Loop 2			Loop 3			Result	Behind	Rank	
	Time	Behind	Rank	Time	Behind	Rank	Time	Behind	Rank			
82	34	MURPHY Sarah	NZL			3	23:49.7	+3:54.1	82			
Cumulative Time	8:19.7	+1:41.6	81	16:43.4	+3:05.0	82				23:49.7	+3:54.1	82
Loop Time	8:19.7	+1:41.6	81	8:23.7	+1:31.2	74	7:06.3	+1:03.4	80			
Shooting	2	29.0	=18	1	29.0	+12.0	=26	3	58.0	+13.0	=19	
Range Time	1:46.5	+57.1	80	1:20.5	+31.3	46				3:07.0	+1:28.4	69
Course Time	6:33.2	+50.2	82	7:03.2	+1:03.6	82	7:06.3	+1:03.4	80	20:42.7	+2:56.3	81
83	2	VIIGIPUU Kristel	EST			2	23:57.1	+4:01.5	83			
Cumulative Time	7:31.8	+53.7	=57	16:45.5	+3:07.1	83				23:57.1	+4:01.5	83
Loop Time	7:31.8	+53.7	=57	9:13.7	+2:21.2	88	7:11.6	+1:08.7	82			
Shooting	0	31.0	+8.0	=34	2	39.0	+22.0	=76	2	1:10.0	+25.0	=68
Range Time	1:00.6	+11.2	=30	2:04.0	+1:14.8	81				3:04.6	+1:26.0	67
Course Time	6:31.2	+48.2	81	7:09.7	+1:10.1	86	7:11.6	+1:08.7	82	20:52.5	+3:06.1	82
84	88	HANNI Sirli	EST			2	23:57.8	+4:02.2	84			
Cumulative Time	8:30.8	+1:52.7	84	16:29.9	+2:51.5	79				23:57.8	+4:02.2	84
Loop Time	8:30.8	+1:52.7	84	7:59.1	+1:06.6	47	7:27.9	+1:25.0	85			
Shooting	2	34.0	+11.0	=57	0	27.0	+10.0	=16	2	1:01.0	+16.0	=33
Range Time	1:53.3	+1:03.9	81	55.1	+5.9	=9				2:48.4	+1:09.8	49
Course Time	6:37.5	+54.5	84	7:04.0	+1:04.4	83	7:27.9	+1:25.0	85	21:09.4	+3:23.0	84
85	4	STOIAN Alexandra	ROU			4	24:04.6	+4:09.0	85			
Cumulative Time	8:44.9	+2:06.8	87	17:03.9	+3:25.5	85				24:04.6	+4:09.0	85
Loop Time	8:44.9	+2:06.8	87	8:19.0	+1:26.5	70	7:00.7	+57.8	73			
Shooting	3	35.0	+12.0	=66	1	33.0	+16.0	=54	4	1:08.0	+23.0	=62
Range Time	2:18.0	+1:28.6	84	1:27.0	+37.8	56				3:45.0	+2:06.4	86
Course Time	6:26.9	+43.9	79	6:52.0	+52.4	80	7:00.7	+57.8	73	20:19.6	+2:33.2	79
86	40	TSAKIRI Panagiota	GRE			3	24:28.8	+4:33.2	86			
Cumulative Time	8:18.4	+1:40.3	80	17:19.3	+3:40.9	87				24:28.8	+4:33.2	86
Loop Time	8:18.4	+1:40.3	80	9:00.9	+2:08.4	85	7:09.5	+1:06.6	81			
Shooting	1	41.0	+18.0	=82	2	39.0	+22.0	=76	3	1:20.0	+35.0	=84
Range Time	1:35.3	+45.9	74	1:59.5	+1:10.3	80				3:34.8	+1:56.2	82
Course Time	6:43.1	+1:00.1	87	7:01.4	+1:01.8	81	7:09.5	+1:06.6	81	20:54.0	+3:07.6	83
87	42	PADIAL HERNANDEZ Victoria	ESP			2	24:55.5	+4:59.9	87			
Cumulative Time	8:10.6	+1:32.5	79	17:15.5	+3:37.1	86				24:55.5	+4:59.9	87
Loop Time	8:10.6	+1:32.5	79	9:04.9	+2:12.4	87	7:40.0	+1:37.1	87			
Shooting	1	41.0	+18.0	=82	1	41.0	+24.0	=82	2	1:22.0	+37.0	86
Range Time	1:31.8	+42.4	72	1:30.5	+41.3	59				3:02.3	+1:23.7	65
Course Time	6:38.8	+55.8	85	7:34.4	+1:34.8	88	7:40.0	+1:37.1	87	21:53.2	+4:06.8	87
88	8	KARISIK Tanja	BIH			2	25:24.1	+5:28.5	88			
Cumulative Time	9:15.0	+2:36.9	88	17:42.1	+4:03.7	88				25:24.1	+5:28.5	88
Loop Time	9:15.0	+2:36.9	88	8:27.1	+1:34.6	76	7:42.0	+1:39.1	88			
Shooting	2	54.0	+31.0	87	0	44.0	+27.0	86	2	1:38.0	+53.0	87
Range Time	2:18.1	+1:28.7	85	1:10.9	+21.7	29				3:29.0	+1:50.4	78
Course Time	6:56.9	+1:13.9	88	7:16.2	+1:16.6	87	7:42.0	+1:39.1	88	21:55.1	+4:08.7	88
Did not start												
	14	STIPANICIC Andrijana	CRO									

LEGEND

= Equal sign indicates that two or more competitors share the same rank
T Total penalties



WOMEN'S WORLD CUP SPRINT SCORES POINTAGES DE SPRINT DE LA COUPE DU MONDE FEMMES

As of SAT 13 FEB 2010 / En date du SAM 13 FEV 2010

INTERMEDIATE AFTER 7 COMPETITIONS

World Cup Events

1 Oestersund, Women 7.5 km Sprint	5 DEC 2009	6 Antholz-Anterselva, Women 7.5 km Sprint	22 JAN 2010
2 Hochfilzen, Women 7.5 km Sprint	11 DEC 2009	7 Vancouver, Women's 7.5 km Sprint	13 FEB 2010
3 Pokljuka, Women 7.5 km Sprint	19 DEC 2009	8 Kontiolahti, Women 7.5 km Sprint	13 MAR 2010
4 Oberhof, Women 7.5 km Sprint	8 JAN 2010	9 Oslo Holmenkollen, Women 7.5 km Sprint	18 MAR 2010
5 Ruhpolding, Women 7.5 km Sprint	13 JAN 2010	10 Khanty-Mansiysk, Women 7.5 km Sprint	25 MAR 2010

Rank	Name	NOC Code	Total	1	2	3	4	5	6	7	8	9	10
1	JONSSON Helena	SWE	235	4/43	2/54	12/29	2/54	15/26		12/29			
2	OLOFSSON-ZIDEK Anna Carin	SWE	228	9/32	1/60	11/30	16/25	1/60		20/21			
3	NEUNER Magdalena	GER	222		29/12	3/48	DNS	3/48	1/60	2/54			
4	MEDVEDTSEVA Olga	RUS	222	2/54	6/38	17/24	19/22	2/54	30/11	22/19			
5	WILHELM Kati	GER	219	6/38	7/36	5/40	4/43	13/28	18/23	30/11			
6	BAILLY Sandrine	FRA	216	35/6	8/34	6/38	13/28	7/36	3/48	15/26			
7	HAUSWALD Simone	GER	213	74	4/43	7/36	1/60	18/23	7/36	26/15			
8	SLEPTSOVA Svetlana	RUS	208	16/25	11/30	1/60	5/40	21/20	36/5	13/28			
9	BOULYGINA Anna	RUS	185	13/28	27/14	40/1	12/29	5/40	11/30	4/43			
10	ZAITSEVA Olga	RUS	171	12/29	3/48	63	DNS	17/24	8/34	7/36			
11	GREGORIN Teja	SLO	170	23/18	24/17	13/28	26/15	12/29	10/31	9/32			
12	FLATLAND Ann Kristin Aafedt	NOR	164	=31/10	59		3/48	9/32	4/43	10/31			
13	MAKARAINEN Kaisa	FIN	164	3/48	15/26	9/32	20/21	11/30	34/7	59			
14	BERGER Tora	NOR	163	1/60	14/27	22/19	8/34	26/15	33/8				
15	HENKEL Andrea	GER	154	20/21	17/24	43	38/3	6/38	2/54	27/14			
16	BRUNET Marie Laure	FRA	148	=14/27	16/25	34/7	17/24	DNS	14/27	6/38			
17	DOMRACHEVA Darya	BLR	147	57	28/13	4/43	27/14	4/43		8/34			
18	BACHMANN Tina	GER	134		5/40	42	14/27	14/27	5/40				
19	DORIN Marie	FRA	128	40/1	42	53	7/36	26/15	13/28	3/48			
20	SEMERENKO Valj	UKR	123	27/14	49	26/15	6/38		6/38	23/18			
21	BECK Martina	GER	113	11/30	10/31		36/5	16/25	19/22				
22	KUZMINA Anastazia	SVK	112	37/4	19/22	36/5			20/21	1/60			
23	SONG Chaoqing	CHN	103	5/40	34/7	41	11/30	24/17		32/9			
24	BECAERT Sylvie	FRA	103	19/22	33/8	38/3	21/20	35/6	9/32	29/12			
25	SKARDINO Nadezhda	BLR	101	69	12/29	8/34	25/16	32/9		28/13			
26	KOCHER Zina	CAN	98	34/7	18/23	10/31		30/11	15/26	65			
27	SEMERENKO Vita	UKR	96	36/5	20/21	14/27	18/23		28/13	34/7			
28	KHVOSTENKO Oksana	UKR	86	10/31	51	50	67		16/25	11/30			
29	WANG Chunli	CHN	84	8/34	25/16	77	8/34	DNS		50			
30	KALINCHIK Liudmila	BLR	81	60	13/28	75	31/10	22/19		17/24			
31	BOGALIY-TITOVETS Anna	RUS	80			2/54	15/26	=51	75				
32	KONG Yingchao	CHN	76	22/19	9/32	16/25	51	50		61			
33	KHRUSTALEVA Elena	KAZ	75	44	31/10	79	24/17	33/8	43	5/40			
34	CYL Agnieszka	POL	71	=14/27	40/1	27/14	54		12/29	42			
35	RASIMOVICIUTE Diana	LTU	69		DNF		10/31	19/22		25/16			
36	PIDHRUSHNA Olena	UKR	67	7/36	36/5	57	50		38/3	18/23			
37	NILSSON Anna Maria	SWE	64	21/20	22/19	84	56	95		16/25			
38	CARRAZ COLLIN Julie	FRA	59	47	44	19/22	66	28/13	17/24				
39	TOFALVI Eva	ROU	51	77	61	25/16	34/7	49	40/1	14/27			
40	VEJNAROVA Zdenka	CZE	51	79	60	=30/11		20/21	22/19	60			
41	RAVNIKAR Dijana	SLO	51	=25/16	30/11	72	29/12	42	33/8	37/4			
42	GWIZDON Magdalena	POL	49	30/11	66	18/23	49		32/9	35/6			
43	PALKA Krystyna	POL	44	17/24	56	73		58	54	21/20			
44	LEVCHENKOVA Natalia	MDA	42	18/23	23/18	80	40/1	60	58	53			
45	ROMANOVA Iana	RUS	40	93	32/9	74		10/31	53				
46	REZLEROVA Magda	CZE	39	51	38/3	51		55	27/14	19/22			
47	DOMEIJ Sofia	SWE	37	56	81	20/21	30/11	36/5		41			



WOMEN'S WORLD CUP SPRINT SCORES POINTAGES DE SPRINT DE LA COUPE DU MONDE FEMMES

As of SAT 13 FEB 2010 / En date du SAM 13 FEV 2010

Rank	Name	NOC Code	Total	1	2	3	4	5	6	7	8	9	10
48	VITKOVA Veronika	CZE	36			22/19		90	74	24/17			
49	LIU Xianying	CHN	36		37/4	23/18	37/4	31/10		51			
50	GASPARIN Selina	SUI	35	68	62	68	23/18	DNS	24/17	56			
51	MALI Andreja	SLO	35	=25/16	=57	64	32/9	44	61	31/10			
52	KUDRASHOVA Olga	BLR	34	46	43	65	9/32	39/2					
53	BESCOND Anais	FRA	34			103	77	27/14	21/20				
54	LIDUMA Madara	LAT	33	28/13	75	37/4	68	25/16	51	57			
55	VAYGINA-EFREMOVA Lilia	UKR	30	=31/10	21/20	=46	59						
56	LIU Yuan-Yuan	CHN	30	29/12	76	=61	71	23/18					
57	DOELL Juliane	GER	29	24/17	=57	45	48	65	29/12				
58	HALLER Katja	ITA	28		78	54		34/7	23/18	38/3			
59	LEBEDEVA Marina	KAZ	26	61	41	15/26	79	73	49	58			
60	ANANKO Liudmila	BLR	23	33/8	26/15	59	DNF	DNS					
61	TANDY Megan	CAN	20	DNS	111	21/20				46			
62	BRANKOVIC-LIKOZAR Tadeja	SLO	20	67	72	85	46	37/4	25/16	75			
63	STOIAN Alexandra	ROU	17	71	87	24/17	60	68	82	85			
64	OBERHOFER Karin	ITA	14		64	29/12		67	39/2	47			
65	LEHTLA Kadri	EST	14	38/3	65	=30/11	83	54	66	64			
66	KRISTIANSEN Gro	NOR	13	50		28/13	70			66			
67	YURLOVA Ekaterina	RUS	13				28/13						
68	KLENOVSKA Nina	BUL	12	72	70	=46	44	29/12		62			
69	EIE Kari Henneseid	NOR	12			44	39/2	53	31/10				
70	BOBAK Paulina	POL	10	39/2	85	33/8	76	84	50				
71	LAUKKANEN Mari	FIN	9	DNF	79	32/9	53	71	45	68			
72	NOVAKOWSKA Weronika	POL	9	65	73	52	DNS		37/4	36/5			
73	EIKELAND Liv Kjersti	NOR	8	66	52		33/8	46		70			
74	PURDEA Mihaela	ROU	7	62	39/2	39/2	43	40/1	64	39/2			
75	FILIMONOVA Lyubov	KAZ	6	87	69	35/6	47	81	70	67			
76	JONSSON Jenny	SWE	6			66	35/6	87	68				
77	YAKOVLEVA Oksana	UKR	6					80	35/6				
78	BURDYGA Natalya	RUS	6		35/6								
79	PYSARENKO Lyudmyla	UKR	3				57	38/3					
80	GEREKOVA Jana	SVK	1	96	80	58		91	86	40/1			

NOTES

Numbers separated by a slash indicate World Cup rank / points. Number of points awarded for each rank is shown in the table below:

Rank	1	2	3	4	5	6	7	8	9	10	11	12	13	14	15	16	17	18	19	20	21	22	23	24	25	26	27	28	...	40
Points	60	54	48	43	40	38	36	34	32	31	30	29	28	27	26	25	24	23	22	21	20	19	18	17	16	15	14	13	...	1

LEGEND

DNF Did not finish **DNS** Did not start



WOMEN'S WORLD CUP TOTAL SCORES / POINTAGES TOTAUX DE LA COUPE DU MONDE FEMMES

As of SAT 13 FEB 2010 / En date du SAM 13 FEV 2010

INTERMEDIATE AFTER 15 COMPETITIONS

World Cup Events								
1	Oestersund, Women 15 km Individual	2 DEC 2009	10	Ruhpolding, Women 7.5 km Sprint	13 JAN 2010	19	Kontiolahti, Women 7.5 km Sprint	13 MAR 2010
2	Oestersund, Women 7.5 km Sprint	5 DEC 2009	11	Ruhpolding, Women 12.5 km Mass Start	16 JAN 2010	20	Kontiolahti, Women 10 km Pursuit	14 MAR 2010
3	Hochfilzen, Women 7.5 km Sprint	11 DEC 2009	12	Antholz-Anterselva, Women 15 km Individual	20 JAN 2010	21	Oslo Holmenkollen, Women 7.5 km Sprint	18 MAR 2010
4	Hochfilzen, Women 10 km Pursuit	12 DEC 2009	13	Antholz-Anterselva, Women 7.5 km Sprint	22 JAN 2010	22	Oslo Holmenkollen, Women 10 km Pursuit	20 MAR 2010
5	Pokljuka, Women 15 km Individual	17 DEC 2009	14	Antholz-Anterselva, Women 10 km Pursuit	24 JAN 2010	23	Oslo Holmenkollen, Women 12.5 km Mass Start	21 MAR 2010
6	Pokljuka, Women 7.5 km Sprint	19 DEC 2009	15	Vancouver, Women's 7.5 km Sprint	13 FEB 2010	24	Khanty-Mansiysk, Women 7.5 km Sprint	25 MAR 2010
7	Pokljuka, Women 10 km Pursuit	20 DEC 2009	16	Vancouver, Women's 10 km Pursuit	16 FEB 2010	25	Khanty-Mansiysk, Women 12.5 km Mass Start	27 MAR 2010
8	Oberhof, Women 7.5 km Sprint	8 JAN 2010	17	Vancouver, Women's 15 km Individual	18 FEB 2010			
9	Oberhof, Women 12.5 km Mass Start	10 JAN 2010	18	Vancouver, Women's 12.5 km Mass Start	21 FEB 2010			

Rank	Name	NOC Code	Total	1	2	3	4	5	6	7	8	9	10	11	12	13	14	15	16	17	18	19	20	21	22	23	24	25
1	JONSSON Helena	SWE	565	1/60	4/43	2/54	1/60	1/60	12/29	7/36	2/54	2/54	15/26	1/60				12/29										
2	HENKEL Andrea	GER	479	27/14	20/21	17/24	6/38	5/40	43	10/31	38/3	1/60	6/38	8/34	3/48	2/54	1/60	27/14										
3	NEUNER Magdalena	GER	474			29/12	28/13	18/23	3/48	2/54	DNS		3/48	3/48	1/60	1/60	2/54	2/54										
4	HAUSWALD Simone	GER	467	32/9	74	4/43	7/36	27/14	7/36	11/30	1/60	7/36	18/23	2/54	9/32	7/36	4/43	26/15										
5	OLOFSSON-ZIDEK Anna Carin	SWE	456	2/54	9/32	1/60	8/34	2/54	11/30	8/34	16/25	12/29	1/60	18/23				20/21										
6	WILHELM Kati	GER	456	17/24	6/38	7/36	18/23	26/15	5/40	9/32	4/43	10/31	13/28	5/40	2/54	18/23	23/18	30/11										
7	SLEPTSOVA Svetlana	RUS	402	4/43	16/25	11/30	2/54		1/60	1/60	5/40	16/25	21/20			36/5	29/12	13/28										
8	MEDVEDTSEVA Olga	RUS	386	9/32	2/54	6/38	17/24	7/36	17/24	18/23	19/22	26/15	2/54	10/31			30/11	38/3	22/19									
9	GREGORIN Teja	SLO	386	50	23/18	24/17	16/25	9/32	13/28	5/40	26/15	18/23	12/29	6/38	15/26	10/31	9/32	9/32										
10	ZAITSEVA Olga	RUS	366	42	12/29	3/48	3/48	DNS	63		DNS	6/38	17/24	15/26	4/43	8/34	5/40	7/36										
11	BAILLY Sandrine	FRA	349	26/15	35/6	8/34	11/30		6/38	16/25	13/28	14/27	7/36	DNF	DNS	3/48	7/36	15/26										
12	DOMRACHEVA Darya	BLR	347	3/48	57	28/13	20/21	16/25	4/43	6/38	27/14	9/32	4/43	7/36				8/34										
13	BRUNET Marie Laure	FRA	347	7/36	=14/27	16/25	23/18	13/28	34/7	DNS	17/24	15/26	DNS	9/32	11/30	14/27	12/29	6/38										
14	BECK Martina	GER	306	13/28	11/30	10/31	4/43				36/5	4/43	16/25	4/43	7/36	19/22	DNS											
15	BERGER Tora	NOR	298	14/27	1/60	14/27	9/32				22/19	3/48	8/34	13/28			26/15	DNS	33/8									
16	BOULYGINA Anna	RUS	294	54	13/28	27/14	26/15	84	40/1	17/24	12/29	11/30	5/40	20/21			11/30	22/19	4/43									
17	MAKARAINEN Kaisa	FIN	289	15/26	3/48	15/26	22/19	60	9/32	12/29	20/21	20/21	11/30	11/30	DNS	34/7	DNS	59										
18	BACHMANN Tina	GER	288			5/40	10/31	47	42	19/22	14/27	13/28	14/27	12/29	28/13	5/40	10/31											
19	SEMERENKO Valj	UKR	288	5/40	27/14	49	DNS	8/34	26/15	21/20	6/38	23/18			22/19	6/38	8/34	23/18										
20	BECAERT Sylvie	FRA	256	=37/4	19/22	33/8	19/22	53	38/3	20/21	21/20	29/12	35/6	19/22	8/34	9/32	6/38	29/12										
21	DORIN Marie	FRA	254	47	40/1	42	29/12	10/31	53	33/8	7/36	28/13	26/15	21/20	29/12	13/28	11/30	3/48										
22	KUZMINA Anastazia	SVK	250	18/23	37/4	19/22	5/40	3/48	36/5	38/3						20/21	17/24	1/60										
23	FLATLAND Ann Kristin Aafedt	NOR	239		=31/10	59	31/10				3/48		9/32	24/17		4/43	3/48	10/31										
24	SEMERENKO Vita	UKR	239	20/21	36/5	20/21	25/16	36/5	14/27	13/28	18/23	5/40			23/18	28/13	26/15	34/7										
25	KOCHER Zina	CAN	230	56	34/7	18/23	21/20	39/2	10/31	4/43		25/16	30/11	17/24	72	15/26	14/27	65										
26	SKARDINO Nadezhda	BLR	218	46	69	12/29	12/29	28/13	8/34	15/26	25/16	17/24	32/9	16/25				28/13										
27	SONG Chaoping	CHN	211	23/18	5/40	34/7	34/7		12/29	41	22/19	11/30	22/19	24/17	25/16			32/9										
28	BOGALIY-TITOVETS Anna	RUS	200					6/38	2/54	3/48	15/26	8/34	=51		DNS	75												
29	KHVOSTENKO Oksana	UKR	198	6/38	10/31	51	DNS	15/26	50	DNS	67	DNS			10/31	16/25	24/17	11/30										
30	CYL Agnieszka	POL	189	52	=14/27	40/1	30/11	31/10	27/14	14/27	54	21/20			16/25	12/29	16/25	42										
31	PIDHRUSHNA Olena	UKR	177	10/31	7/36	36/5	DNS	24/17	57	40/1	50	19/22			12/29	38/3	31/10	18/23										


WOMEN'S WORLD CUP TOTAL SCORES / POINTAGES TOTAUX DE LA COUPE DU MONDE FEMMES

As of SAT 13 FEB 2010 / En date du SAM 13 FEV 2010

Rank	Name	NOC Code	Total	1	2	3	4	5	6	7	8	9	10	11	12	13	14	15	16	17	18	19	20	21	22	23	24	25
32	ROMANOVA Iana	RUS	168	21/20	93	32/9	35/6	4/43	74				10/31	22/19	14/27	53	28/13											
33	WANG Chunli	CHN	168	35/6	8/34	25/16	15/26	33/8	77		8/34	24/17	DNS	14/27				50										
34	DOELL Juliane	GER	158	12/29	24/17	=57	32/9	34/7	45	24/17	48		65	23/18	13/28	29/12	20/21											
35	KONG Yingchao	CHN	151	34/7	22/19	9/32	14/27	40/1	16/25	28/13	51	27/14	50	28/13				61										
36	CARRAZ COLLIN Julie	FRA	148	40/1	47	44	38/3	11/30	19/22	27/14	66		28/13	27/14	34/7	17/24	21/20											
37	LEVCHENKOVA Natalia	MDA	138	11/30	18/23	23/18	44	25/16	80		40/1		60	29/12	17/24	58	27/14	53										
38	KALINCHIK Liudmila	BLR	135	51	60	13/28	13/28	30/11	75		31/10		22/19	26/15				17/24										
39	GASPARIN Selina	SUI	120	74	68	62		19/22	68		23/18		DNS		5/40	24/17	18/23	56										
40	KHRUSTALEVA Elena	KAZ	110	43	44	31/10	43	23/18	79		24/17		33/8		25/16	43	=40/1	5/40										
41	TOFALVI Eva	ROU	95	DNS	77	61		66	25/16	25/16	34/7		49		20/21	40/1	34/7	14/27										
42	GWIZDON Magdalena	POL	84	80	30/11	66		42	18/23	23/18	49				35/6	32/9	30/11	35/6										
43	HALLER Katja	ITA	81	36/5		78		38/3	54	41			34/7		24/17	23/18	13/28	38/3										
44	RAVNIKAR Dijana	SLO	81	16/25	=25/16	30/11	48	76	72		29/12		42		53	33/8	36/5	37/4										
45	RASIMOVICIUTE Diana	LTU	79	31/10		DNF					10/31		19/22				25/16											
46	PONZA Michela	ITA	76	8/34	45	83		41	86				47		6/38	41	37/4	43										
47	MALI Andreja	SLO	76	22/19	=25/16	=57	47	71	64		32/9		44		19/22	61		31/10										
48	BESCOND Anais	FRA	72					29/12	103		77		27/14		41	21/20	15/26											
49	VEJNAROVA Zdenka	CZE	70	100	79	60	49	97	=30/11	30/11			20/21		58	22/19	33/8	60										
50	NILSSON Anna Maria	SWE	69	71	21/20	22/19	36/5	43	84		56		95				16/25											
51	VAYGINA-EFREMOVA Lilia	UKR	62	76	=31/10	21/20	24/17	50	=46	26/15	59																	
52	PALKA Krystyna	POL	58	28/13	17/24	56	DNS	54	73				58		40/1	54	44	21/20										
53	BRANKOVIC-LIKOZAR Tadeja	SLO	56		67	72		DNS	85		46		37/4		21/20	25/16	25/16	75										
54	REZLEROVA Magda	CZE	54	67	51	38/3	42	75	51	50			55		26/15	27/14	48	19/22										
55	BURDYGA Natalya	RUS	51	29/12		35/6	27/14	22/19																				
56	LIDUMA Madara	LAT	50	24/17	28/13	75		81	37/4	42	68		25/16		42	51	DNS	57										
57	DOMEIJ Sofia	SWE	49	97	56	81		83	20/21	29/12	30/11		36/5				41											
58	VITKOVA Veronika	CZE	49					22/19	39/2				90		30/11	74		24/17										
59	KUDRASHOVA Olga	BLR	47	30/11	46	43	39/2	45	65		9/32		39/2															
60	OBERHOFER Karin	ITA	43			64		68	29/12	46			67		18/23	39/2	35/6	47										
61	LIU Xianying	CHN	40			37/4	DNS		23/18	37/4	37/4		31/10				51											
62	LEBEDEVA Marina	KAZ	36	48	61	41	45	82	15/26	31/10	79		73		55	49	51	58										
63	TANDY Megan	CAN	32	86	DNS	111		35/6	21/20	35/6							46											
64	PURDEA Mihaela	ROU	32	25/16	62	39/2	46	91	39/2	43	43		40/1		32/9	64	39/2											
65	NOVAKOWSKA Weronika	POL	32	53	65	73		61	52	LAP	DNS				27/14	37/4	32/9	36/5										
66	EIKELAND Liv Kjersti	NOR	30	72	66	52	40/1	20/21					46				70											
67	LIU Yuan-Yuan	CHN	30	70	29/12	76		65	=61		71		23/18															
68	NAZAROVA Olga	BLR	27	41	DNS	68		14/27	DNF		55		59		57	DNS	74											
69	DONG Xue	CHN	24	57	53	45	41	17/24	=61		87		45															
70	ANANKO Liudmila	BLR	23	66	33/8	26/15	DNS	DNS	59	DNS	DNF		DNS															
71	YURLOVA Ekaterina	RUS	23								28/13				31/10													
72	SUZUKI Fuyuko	JPN	22	19/22	80	77		79	76		41		43		46	79	44											
73	LEBEDEVA Anna	KAZ	22	49	DNS	84					72		74		54	42	19/22	52										
74	JOHNSON Haley	USA	20	91	99	86		21/20	81		61		56		45	59	LAP	80										
75	KLENOVSKA Nina	BUL	20	33/8	72	70		58	=46	54	44		29/12				62											



WOMEN'S WORLD CUP TOTAL SCORES / POINTAGES TOTAUX DE LA COUPE DU MONDE FEMMES

As of SAT 13 FEB 2010 / En date du SAM 13 FEV 2010

Rank	Name	NOC Code	Total	1	2	3	4	5	6	7	8	9	10	11	12	13	14	15	16	17	18	19	20	21	22	23	24	25
76	LEHTLA Kadri	EST	19	101	38/3	65		69	=30/11	36/5	83		54		60	66		64										
77	LAUKKANEN Mari	FIN	18	65	DNF	79			32/9	34/7	53		71		51	45	39/2	68										
78	STOIAN Alexandra	ROU	17	63	71	87		88	24/17	53	60		68		77	82		85										
79	EIE Kari Henneseid	NOR	17	DNF				62	44	48	39/2		53		36/5	31/10	43											
80	KRISTIANSEN Gro	NOR	13	88	50			70	28/13	47	70							66										
81	HOGBERG Elisabeth	SWE	13	45	54	47	37/4	48	49	32/9			82															
82	HITZER Kathrin	GER	11	39/2	55			32/9																				
83	BOBAK Paulina	POL	11	82	39/2	85		52	33/8	45	76		84		44	50	=40/1											
84	JONSSON Jenny	SWE	9	64				85	66		35/6		87		38/3	68												
85	ROGSTAD Solveig	NOR	8			46	33/8						42		48													
86	HALINAROVA Martina	SVK	8	98	81			51	56	49			=51		33/8	55	45	54										
87	FILIMONOVA Lyubov	KAZ	6	81	87	69		55	35/6	44	47		81		81	70		67										
88	YAKOVLEVA Oksana	UKR	6					96					80		49	35/6	DNF											
89	GEREKOVA Jana	SVK	5	=37/4	96	80		64	58	55			91		80	86		40/1										
90	SOULIE Laure	AND	4												37/4	48	46											
91	FERENCZ Reka	ROU	4			113		37/4	82		80		103															
92	PYSARENKO Lyudmyla	UKR	3										57		38/3													
93	MUN Ji-Hee	KOR	2	92	100	102		92	DNF		69		57		39/2	72		63										

NOTES

Numbers separated by a slash indicate World Cup rank / points. Number of points awarded for each rank is shown in the table below:

Rank	1	2	3	4	5	6	7	8	9	10	11	12	13	14	15	16	17	18	19	20	21	22	23	24	25	26	27	28	...	40
Points	60	54	48	43	40	38	36	34	32	31	30	29	28	27	26	25	24	23	22	21	20	19	18	17	16	15	14	13	...	1

LEGEND

DNF Did not finish **DNS** Did not start **LAP** Lapped



WOMEN'S NATIONS CUP SCORES POINTAGES DE LA COUPE DES NATIONS FEMMES

As of SAT 13 FEB 2010 / En date du SAM 13 FEV 2010

INTERMEDIATE AFTER 14 COMPETITIONS

World Cup Events

1 Oestersund, Women 15 km Individual	2 DEC 2009	11 Ruhpolding, Women 4 x 6 km Relay	15 JAN 2010
2 Oestersund, Women 7.5 km Sprint	5 DEC 2009	12 Antholz-Anterselva, Women 15 km Individual	20 JAN 2010
3 Oestersund, Women 4 x 6 km Relay	6 DEC 2009	13 Antholz-Anterselva, Women 7.5 km Sprint	22 JAN 2010
4 Hochfilzen, Women 7.5 km Sprint	11 DEC 2009	14 Vancouver, Women's 7.5 km Sprint	13 FEB 2010
5 Hochfilzen, Women 4 x 6 km Relay	13 DEC 2009	15 Vancouver, Women's 15 km Individual	18 FEB 2010
6 Pokljuka, Women 15 km Individual	17 DEC 2009	16 Vancouver, Women's 4x6 km Relay	23 FEB 2010
7 Pokljuka, Women 7.5 km Sprint	19 DEC 2009	17 Kontiolahti, Women 7.5 km Sprint	13 MAR 2010
8 Oberhof, Women 4 x 6 km Relay	6 JAN 2010	18 Oslo Holmenkollen, Women 7.5 km Sprint	18 MAR 2010
9 Oberhof, Women 7.5 km Sprint	8 JAN 2010	19 Khanty-Mansiysk, Women 7.5 km Sprint	25 MAR 2010
10 Ruhpolding, Women 7.5 km Sprint	13 JAN 2010		

Rank	NOC	Total	1	2	3	4	5	6	7	8	9	10	11	12	13	14	15	16	17	18	19
1	RUS - Russian Federation	5379	395	411	420	416	450	417	438	450	395	425	420	380	375	407					
2	GER - Germany	5364	381	389	450	419	380	378	424	420	430	414	360	462	454	383					
3	FRA - France	4982	355	355	390	367	420	389	367	390	388	365	270	376	408	412					
4	SWE - Sweden	4740	410	395	360	433	390	412	380	380	390	391	450	166	188	375					
5	UKR - Ukraine	4468	409	381	310	346	250	377	337	360	352	220	240	379	376	371					
6	SLO - Slovenia	4065	335	350	230	312	290	267	274	270	336	332		368	355	346					
7	NOR - Norway	3943	275	361	270	313	330	271	210	280	375	361	390	105	368	314					
8	BLR - Belarus	3864	359	287	250	372	280	365	359	310	362	371	250	79	129	371					
9	POL - Poland	3808	290	362	290	261	310	298	345	250	244	140		345	342	331					
10	CHN - China	3736	331	393	330	355	270	361	343	290	368	345	330			290					
11	KAZ - Kazakhstan	3456	283	231	220	282	180	273	304	220	280	243	230	289	289	312					
12	ROU - Romania	3392	276	217	190	241	180	263	335	200	286	266	220	314	263	321					
13	ITA - Italy	3086	312	246		198	220	298	254			275	290	378	320	295					
14	CZE - Czech Republic	3083	172	223	200	277	210	158	320			284	310	309	300	320					
15	FIN - Finland	3003	299	299	180	262	170	136	293		288	278	200	179	264	155					
16	SVK - Slovakia	2969	289	219	210	234	180	315	273			202	150	247	302	348					
17	CAN - Canada	2685	223	207		239	200	293	344			222	170	252	295	240					
18	LAT - Latvia	2608	214	210	180	167	150	178	189	210	217	205	180	229	210	249					
19	EST - Estonia	2269	134	192	140	209	140	174	228		58	182	190	206	195	221					
20	USA - United States	2155	183	201		166		272	197		80	186	140	281	226	223					
21	BUL - Bulgaria	2033	195	206	170	190	120	217	194	180	226	246	130			79					
22	JPN - Japan	1781	178	95		99	130	96	112	190	168	178	160	168	110	97					
23	KOR - Korea	1693	132	124	130	99	110	131	87		207	179		239	177	78					
24	MDA - Rep. of Moldova	1392	164	174		150		168	61		161	122		179	125	88					
25	AUT - Austria	1209	108	86	160	131	100	138	86		56	63		157	124						
26	SUI - Switzerland	874	67	73		79		122	73		118			140	117	85					
27	GBR - Great Britain	858	85	68		72		72	103		118	78		136	126						
28	CRO - Croatia	760				48	90	84	67		89	108		139	135						
29	NZL - New Zealand	569	32	49		37		37	35		96	55		75	94	59					
30	LTU - Lithuania	511	110								131	154				116					
31	DEN - Denmark	307	29	30		47		33	36			30		58	44						
32	AND - Andorra	197												104	93						
33	BIH - Bosnia&Herzegovina	186									51	29			53	53					
34	GRE - Greece	137	31													55					
35	ESP - Spain	54														54					

NOTES

Rank	1	2	3	4	5	6	7	8	9	10	11	12	13	14	15	16	17	18	19	20	21	22	23	24	25	26	27	140
Points I/S	160	154	148	143	140	138	136	134	132	131	130	129	128	127	126	125	124	123	122	121	120	119	118	117	116	115	114	1
Points R	450	420	390	360	330	310	290	270	250	230	220	210	200	190	180	170	160	150	140	130	120	110	100	90	80	70	60

LEGEND

I/S Individual/Sprint R Relay



START LIST SUMMARY / LISTE DE DÉPART ABRÉGÉE

SUN 14 FEB 2010 / DIM 14 FEV 2010 START TIME / DEBUT 11:15

Bib	Name	NOC Code	Start Time	Remarks	Bib	Name	NOC Code	Start Time	Remarks
1	PINZARU Victor	MDA	11:15:30		45	PUURUNEN Paavo	FIN	11:37:30	
2	BAUER Klemen	SLO	11:16:00		46	de LORENZI Christian	ITA	11:38:00	
3	LEE In-Bok	KOR	11:16:30		47	MARIC Janez	SLO	11:38:30	
4	FAK Jakov	CRO	11:17:00		48	SAVITSKIY Yan	KAZ	11:39:00	
5	TCHEREZOV Ivan	RUS	11:17:30		49	ZHANG Chengye	CHN	11:39:30	
6	JAY Vincent	FRA	11:18:00		50	SIMOCKO Dusan	SVK	11:40:00	
7	SUMANN Christoph	AUT	11:18:30		51	HAKKINEN Jay	USA	11:40:30	
8	LEGUELLEC Jean Philippe	CAN	11:19:00		52	TSAKIRIS Athanassios	GRE	11:41:00	
9	DERYZEMLYA Andriy	UKR	11:19:30		53	TCHOUDOV Maxim	RUS	11:41:30	
10	SVENDSEN Emil Hegle	NOR	11:20:00		54	MESOTITSCH Daniel	AUT	11:42:00	
11	FREI Thomas	SUI	11:20:30		55	LESSING Roland	EST	11:42:30	
12	TAGSCHERER Imre	HUN	11:21:00		56	BERGER Lars	NOR	11:43:00	
13	TEELA Jeremy	USA	11:21:30		57	SZCZUREK Lukasz	POL	11:43:30	
14	HURAJT Pavol	SVK	11:22:00		58	STEPHAN Christoph	GER	11:44:00	
15	BRICIS Ilmars	LAT	11:22:30		59	KLETCHEROV Michail	BUL	11:44:30	
16	PETROVIC Milanko	SRB	11:23:00		60	JONSSON Magnus	SWE	11:45:00	
17	FOURCADE Simon	FRA	11:23:30		61	ILIEV Vladimir	BUL	11:45:30	
18	SYMAN Alexandr	BLR	11:24:00		62	BAILEY Lowell	USA	11:46:00	
19	TOBRELUITS Indrek	EST	11:24:30		63	WINDISCH Markus	ITA	11:46:30	
20	CHERVYHKOV Alexandr	KAZ	11:25:00		64	VITEK Zdenek	CZE	11:47:00	
21	BJOERNDALLEN Ole Einar	NOR	11:25:30		65	RUPNIK Vasja	SLO	11:47:30	
22	SLESINGR Michal	CZE	11:26:00		66	SIMMEN Matthias	SUI	11:48:00	
23	JACKSON Lee-Steve	GBR	11:26:30		67	MATIASKO Marek	SVK	11:48:30	
24	USTYUGOV Evgeny	RUS	11:27:00		68	KENESHEV Dias	KAZ	11:49:00	
25	ANEV Krasimir	BUL	11:27:30		69	DERKACH Vyacheslav	UKR	11:49:30	
26	FERRY Bjorn	SWE	11:28:00		70	BIRNBACHER Andreas	GER	11:50:00	
27	LANDERTINGER Dominik	AUT	11:28:30		71	NOVIKOV Sergey	BLR	11:50:30	
28	ALMOUKOV Alexei	AUS	11:29:00		72	ANTILA Timo	FIN	11:51:00	
29	BURKE Tim	USA	11:29:30		73	HANEVOLD Halvard	NOR	11:51:30	
30	ISA Hidenori	JPN	11:30:00		74	KALDVEE Martten	EST	11:52:00	
31	GREIS Michael	GER	11:30:30		75	RASTORGUJEVS Andrejs	LAT	11:52:30	
32	SIKORA Tomasz	POL	11:31:00		76	SHIPULIN Anton	RUS	11:53:00	
33	HOFER Lukas	ITA	11:31:30		77	MATIASKO Miroslav	SVK	11:53:30	
34	PEIFFER Arnd	GER	11:32:00		78	BRAICHENKO Nikolay	KAZ	11:54:00	
35	SLETTEMARK Oystein	DEN	11:32:30		79	COLA Mattia	ITA	11:54:30	
36	DEFRASNE Vincent	FRA	11:33:00		80	KENANOV Miroslav	BUL	11:55:00	
37	HALLENBARTER Simon	SUI	11:33:30		81	WEGER Benjamin	SUI	11:55:30	
38	VALIULLIN Rustam	BLR	11:34:00		82	KOIV Kauri	EST	11:56:00	
39	SEDNEV Serguei	UKR	11:34:30		83	SEMENOV Serhiy	UKR	11:56:30	
40	SOUKUP Jaroslav	CZE	11:35:00		84	ABRAMENKO Evgeny	BLR	11:57:00	
41	PIKSONS Edgars	LAT	11:35:30		85	LINDSTROM Fredrik	SWE	11:57:30	
42	EDER Simon	AUT	11:36:00		86	LIBIETIS Kristaps	LAT	11:58:00	
43	BERGMAN Carl Johan	SWE	11:36:30		87	DOKL Peter	SLO	11:58:30	
44	FOURCADE Martin	FRA	11:37:00		88	MORAVEC Ondrej	CZE	11:59:00	



ZEROING ALLOCATION
ATTRIBUTION DES LIGNES POUR TIR D'ESSAI

SUN 14 FEB 2010 / DIM 14 FEV 2010 START TIME / DEBUT 11:15

Shooting Lane	Shooting Position	NOC Code
1	P	ITA
2	P	AUT
3	P	CAN
4	P	BLR
5	P	RUS
6	P	SUI
7	P	UKR
8	P	EST
9	P	SLO
10	P	FRA
11	P	GER
12	P	NOR
13	P	USA
14	P	CZE
15	P	SWE
16	S	FIN
17	S	CRO
18	S	CHN
19	S	AUS + DEN
20	S	MDA
21	S	POL
22	S	HUN
23	S	SRB + GRE
24	S	JPN
25	S	GBR
26	S	LAT
27	S	KAZ
28	S	SVK
29	S	KOR
30	S	BUL

NOTES

10:15 - 10:35 Paper Targets
10:35 - 10:40 Change Paper Targets
10:40 - 11:05 Paper Targets

LEGEND

P Prone **S** Standing



START LIST / LISTE DE DÉPART

SUN 14 FEB 2010 / DIM 14 FEV 2010 START TIME / DEBUT 11:15

Bib	Name	NOC Code	Start Time	Start Group	P	S	T	Time
1	PINZARU Victor	MDA	11:15:30	1				
2	BAUER Klemen	SLO	11:16:00					
3	LEE In-Bok	KOR	11:16:30					
4	FAK Jakov	CRO	11:17:00					
5	TCHEREZOV Ivan	RUS	11:17:30					
6	JAY Vincent	FRA	11:18:00					
7	SUMANN Christoph	AUT	11:18:30					
8	LEGUELLEC Jean Philippe	CAN	11:19:00					
9	DERYZEMLYA Andriy	UKR	11:19:30					
10	SVENDSEN Emil Hegle	NOR	11:20:00					
11	FREI Thomas	SUI	11:20:30					
12	TAGSCHERER Imre	HUN	11:21:00					
13	TEELA Jeremy	USA	11:21:30					
14	HURAJT Pavol	SVK	11:22:00					
15	BRICIS Ilmars	LAT	11:22:30					
16	PETROVIC Milanko	SRB	11:23:00					
17	FOURCADE Simon	FRA	11:23:30					
18	SYMAN Alexandr	BLR	11:24:00					
19	TOBRELUITS Indrek	EST	11:24:30					
20	CHERVYHKOV Alexandr	KAZ	11:25:00					
21	BJOERNDALLEN Ole Einar	NOR	11:25:30					
22	SLESINGR Michal	CZE	11:26:00					
23	JACKSON Lee-Steve	GBR	11:26:30					
24	USTYUGOV Evgeny	RUS	11:27:00					
25	ANEV Krasimir	BUL	11:27:30					
26	FERRY Bjorn	SWE	11:28:00					
27	LANDERTINGER Dominik	AUT	11:28:30					
28	ALMOUKOV Alexei	AUS	11:29:00					
29	BURKE Tim	USA	11:29:30					
30	ISA Hidenori	JPN	11:30:00					
31	GREIS Michael	GER	11:30:30					
32	SIKORA Tomasz	POL	11:31:00					
33	HOFER Lukas	ITA	11:31:30					
34	PEIFFER Arnd	GER	11:32:00	2				
35	SLETTEMARK Oystein	DEN	11:32:30					
36	DEFRASNE Vincent	FRA	11:33:00					
37	HALLENBARTER Simon	SUI	11:33:30					
38	VALIULLIN Rustam	BLR	11:34:00					
39	SEDNEV Serguei	UKR	11:34:30					
40	SOUKUP Jaroslav	CZE	11:35:00					
41	PIKSONS Edgars	LAT	11:35:30					
42	EDER Simon	AUT	11:36:00					
43	BERGMAN Carl Johan	SWE	11:36:30					
44	FOURCADE Martin	FRA	11:37:00					
45	PUURUNEN Paavo	FIN	11:37:30					
46	de LORENZI Christian	ITA	11:38:00					
47	MARIC Janez	SLO	11:38:30					
48	SAVITSKIY Yan	KAZ	11:39:00					
49	ZHANG Chengye	CHN	11:39:30					
50	SIMOCKO Dusan	SVK	11:40:00					
51	HAKKINEN Jay	USA	11:40:30					
52	TSAKIRIS Athanassios	GRE	11:41:00					
53	TCHOUDOV Maxim	RUS	11:41:30					
54	MESOTITSCH Daniel	AUT	11:42:00					
55	LESSING Roland	EST	11:42:30					
56	BERGER Lars	NOR	11:43:00					



START LIST / LISTE DE DÉPART

SUN 14 FEB 2010 / DIM 14 FEV 2010 START TIME / DEBUT 11:15

Bib	Name	NOC Code	Start Time	Start Group	P	S	T	Time
57	SZCZUREK Lukasz	POL	11:43:30					
58	STEPHAN Christoph	GER	11:44:00					
59	KLETCHEROV Michail	BUL	11:44:30					
60	JONSSON Magnus	SWE	11:45:00	3				
61	ILIEV Vladimir	BUL	11:45:30					
62	BAILEY Lowell	USA	11:46:00					
63	WINDISCH Markus	ITA	11:46:30					
64	VITEK Zdenek	CZE	11:47:00					
65	RUPNIK Vasja	SLO	11:47:30					
66	SIMMEN Matthias	SUI	11:48:00					
67	MATIASKO Marek	SVK	11:48:30					
68	KENESHEV Dias	KAZ	11:49:00					
69	DERKACH Vyacheslav	UKR	11:49:30					
70	BIRNBACHER Andreas	GER	11:50:00					
71	NOVIKOV Sergey	BLR	11:50:30					
72	ANTILA Timo	FIN	11:51:00					
73	HANEVOLD Halvard	NOR	11:51:30					
74	KALDVEE Martten	EST	11:52:00					
75	RASTORGUJEVS Andrejs	LAT	11:52:30					
76	SHIPULIN Anton	RUS	11:53:00					
77	MATIASKO Miroslav	SVK	11:53:30	4				
78	BRAICHENKO Nikolay	KAZ	11:54:00					
79	COLA Mattia	ITA	11:54:30					
80	KENANOV Miroslav	BUL	11:55:00					
81	WEGER Benjamin	SUI	11:55:30					
82	KOIV Kauri	EST	11:56:00					
83	SEMENOV Serhiy	UKR	11:56:30					
84	ABRAMENKO Evgeny	BLR	11:57:00					
85	LINDSTROM Fredrik	SWE	11:57:30					
86	LIBIETIS Kristaps	LAT	11:58:00					
87	DOKL Peter	SLO	11:58:30					
88	MORAVEC Ondrej	CZE	11:59:00					

LEGEND

P Prone **S** Standing **T** Total penalties



FINAL RESULTS / RÉSULTATS DÉFINITIFS

SUN 14 FEB 2010 / DIM 14 FEV 2010 START TIME / DEBUT 11:15 END TIME / FINI A 12:26

Rank	Bib	Name	NOC Code	P	S	T	Result	Behind	WC	NC
1	6	JAY Vincent	FRA	0	0	0	24:07.8	0.0	60	160
2	10	SVENDSEN Emil Hegle	NOR	1	0	1	24:20.0	+12.2	54	154
3	4	FAK Jakov	CRO	0	0	0	24:21.8	+14.0	48	148
4	2	BAUER Klemen	SLO	0	1	1	24:25.2	+17.4	43	143
5	9	DERYZEMLYA Andriy	UKR	2	0	2	24:48.5	+40.7	40	140
6	8	LEGUELLEC Jean Philippe	CAN	0	1	1	24:57.6	+49.8	38	138
7	14	HURAJT Pavol	SVK	0	1	1	25:15.0	+1:07.2	36	136
8	26	FERRY Bjorn	SWE	0	0	0	25:20.2	+1:12.4	34	134
9	13	TEELA Jeremy	USA	1	1	2	25:21.7	+1:13.9	32	132
10	5	TCHEREZOV Ivan	RUS	1	1	2	25:25.9	+1:18.1	31	131
11	42	EDER Simon	AUT	0	0	0	25:32.2	+1:24.4	30	130
12	7	SUMANN Christoph	AUT	2	0	2	25:32.7	+1:24.9	29	129
13	11	FREI Thomas	SUI	0	0	0	25:36.9	+1:29.1	28	128
14	15	BRICIS Ilmars	LAT	1	1	2	25:41.3	+1:33.5	27	127
15	24	USTYUGOV Evgeny	RUS	0	2	2	25:47.9	+1:40.1	26	126
16	37	HALLENBARTER Simon	SUI	2	0	2	25:48.3	+1:40.5	25	125
17	21	BJOERNDALEN Ole Einar	NOR	3	1	4	25:48.9	+1:41.1	24	124
18	22	SLESINGR Michal	CZE	0	1	1	25:50.9	+1:43.1	23	123
19	58	STEPHAN Christoph	GER	0	1	1	25:51.1	+1:43.3	22	122
20	18	SYMAN Alexandr	BLR	0	0	0	25:53.5	+1:45.7	21	121
21	31	GREIS Michael	GER	1	2	3	25:56.0	+1:48.2	20	120
22	39	SEDNEV Serguei	UKR	0	0	0	25:57.2	+1:49.4	19	119
23	70	BIRNBACHER Andreas	GER	0	1	1	26:06.4	+1:58.6	18	118
24	73	HANEVOLD Halvard	NOR	1	0	1	26:07.7	+1:59.9	17	117
25	25	ANEV Krasimir	BUL	0	0	0	26:09.1	+2:01.3	16	116
26	66	SIMMEN Matthias	SUI	1	0	1	26:11.5	+2:03.7	15	115
27	47	MARIC Janez	SLO	1	1	2	26:12.5	+2:04.7	14	114
28	64	VITEK Zdenek	CZE	0	1	1	26:13.7	+2:05.9	13	113
29	32	SIKORA Tomasz	POL	0	2	2	26:16.2	+2:08.4	12	112
30	76	SHIPULIN Anton	RUS	0	1	1	26:18.7	+2:10.9	11	111
31	19	TOBRELUTS Indrek	EST	0	1	1	26:18.9	+2:11.1	10	110
32	49	ZHANG Chengye	CHN	0	1	1	26:19.9	+2:12.1	9	109
33	83	SEMENOV Serhiy	UKR	0	1	1	26:20.5	+2:12.7	8	108
34	27	LANDERTINGER Dominik	AUT	2	2	4	26:23.7	+2:15.9	7	107
35	44	FOURCADE Martin	FRA	3	0	3	26:25.6	+2:17.8	6	106
36	62	BAILEY Lowell	USA	0	0	0	26:26.6	+2:18.8	5	105
37	34	PEIFFER Arnd	GER	1	1	2	26:29.1	+2:21.3	4	
38	85	LINDSTROM Fredrik	SWE	1	0	1	26:33.3	+2:25.5	3	103
39	48	SAVITSKIY Yan	KAZ	1	0	1	26:35.2	+2:27.4	2	102
40	71	NOVIKOV Sergey	BLR	1	0	1	26:37.4	+2:29.6	1	101
40	72	ANTILA Timo	FIN	0	1	1	26:37.4	+2:29.6	1	101
42	43	BERGMAN Carl Johan	SWE	1	1	2	26:41.7	+2:33.9		99
43	38	VALIULLIN Rustam	BLR	1	1	2	26:43.7	+2:35.9		98
44	63	WINDISCH Markus	ITA	0	0	0	26:44.7	+2:36.9		97
45	54	MESOTITSCH Daniel	AUT	1	1	2	26:45.3	+2:37.5		
46	56	BERGER Lars	NOR	2	2	4	26:53.0	+2:45.2		
47	29	BURKE Tim	USA	1	2	3	26:54.8	+2:47.0		94
48	82	KOIV Kauri	EST	1	1	2	26:56.0	+2:48.2		93
49	84	ABRAMENKO Evgeny	BLR	0	0	0	26:57.8	+2:50.0		
50	75	RASTORGUJEVS Andrejs	LAT	2	1	3	27:05.3	+2:57.5		91
51	20	CHERVYHKOV Alexandr	KAZ	1	2	3	27:09.9	+3:02.1		90
52	40	SOUKUP Jaroslav	CZE	1	1	2	27:10.4	+3:02.6		89
53	36	DEFRASNE Vincent	FRA	2	1	3	27:14.6	+3:06.8		88
54	51	HAKKINEN Jay	USA	0	0	0	27:17.4	+3:09.6		
55	23	JACKSON Lee-Steve	GBR	1	1	2	27:18.1	+3:10.3		86
56	33	HOFER Lukas	ITA	2	2	4	27:18.3	+3:10.5		85
57	65	RUPNIK Vasja	SLO	0	3	3	27:20.8	+3:13.0		84



FINAL RESULTS / RÉSULTATS DÉFINITIFS

SUN 14 FEB 2010 / DIM 14 FEV 2010 START TIME / DEBUT 11:15 END TIME / FINI A 12:26

Rank	Bib	Name	NOC Code	P	S	T	Result	Behind	WC	NC
58	87	DOKL Peter	SLO	0	0	0	27:21.0	+3:13.2		
59		KLETCHEROV Michail	BUL	0	0	0	27:23.1	+3:15.3		82
60	79	COLA Mattia	ITA	0	1	1	27:24.9	+3:17.1		81
61	46	de LORENZI Christian	ITA	2	2	4	27:25.9	+3:18.1		
62	55	LESSING Roland	EST	2	1	3	27:26.0	+3:18.2		79
63	53	TCHOUDOV Maxim	RUS	1	1	2	27:28.0	+3:20.2		
64	86	LIBIETIS Kristaps	LAT	1	0	1	27:32.5	+3:24.7		77
65	3	LEE In-Bok	KOR	1	3	4	27:34.1	+3:26.3		76
66	67	MATIASKO Marek	SVK	1	2	3	27:37.4	+3:29.6		75
67	88	MORAVEC Ondrej	CZE	2	1	3	27:39.8	+3:32.0		
68	30	ISA Hidenori	JPN	1	2	3	27:42.2	+3:34.4		73
69	81	WEGER Benjamin	SUI	3	0	3	27:43.6	+3:35.8		
70	1	PINZARU Victor	MDA	1	0	1	27:52.6	+3:44.8		71
71	17	FOURCADE Simon	FRA	1	3	4	27:53.0	+3:45.2		
72	68	KENESHEV Dias	KAZ	0	1	1	28:04.6	+3:56.8		69
73	45	PUURUNEN Paavo	FIN	2	2	4	28:04.8	+3:57.0		68
74	74	KALDVEE Martten	EST	2	1	3	28:07.7	+3:59.9		
75	50	SIMOCKO Dusan	SVK	1	2	3	28:11.4	+4:03.6		66
76	77	MATIASKO Miroslav	SVK	1	3	4	28:15.9	+4:08.1		
77	69	DERKACH Vyacheslav	UKR	0	3	3	28:22.9	+4:15.1		
78	41	PIKSONS Edgars	LAT	1	1	2	28:23.0	+4:15.2		
79	60	JONSSON Magnus	SWE	0	3	3	28:29.2	+4:21.4		
80	12	TAGSCHERER Imre	HUN	2	2	4	28:38.8	+4:31.0		61
81	16	PETROVIC Milanko	SRB	1	3	4	28:38.9	+4:31.1		60
82	80	KENANOV Miroslav	BUL	1	0	1	28:40.2	+4:32.4		59
83	61	ILIEV Vladimir	BUL	1	2	3	28:45.0	+4:37.2		
84	78	BRAICHENKO Nikolay	KAZ	1	2	3	28:52.0	+4:44.2		
85	57	SZCZUREK Lukasz	POL	1	1	2	29:02.0	+4:54.2		56
86	35	SLETTEMARK Oystein	DEN	3	4	7	30:55.8	+6:48.0		55
87	28	ALMOUKOV Alexei	AUS	3	1	4	30:57.9	+6:50.1		54

Did not finish

52	TSAKIRIS Athanassios	GRE	2	3	5
----	----------------------	-----	---	---	---

NOTES

First 60 Competitors are qualified for the Pursuit Competition

LEGEND

NC Nations Cup P Prone S Standing T Total penalties WC World Cup



FINAL RESULTS - COMPETITION DATA SUMMARY
RÉSULTATS DÉFINITIFS - RÉSUMÉ DES DONNÉES DE COMPÉTITION

SUN 14 FEB 2010 / DIM 14 FEV 2010 START TIME / DEBUT 11:15 END TIME / FINI A 12:26

Participation

Number of Entries	88
Did not start	0
Did not finish	1
Disqualified	0
Ranked Competitors	87

Atmospheric Conditions at the Stadium

	30 min. before Start	At Start Time	30 min. after Start	At End Time
Weather	Cloudy	Cloudy	Snow	Partly cloudy
Snow Condition	Wet	Granular	Compact	Wet
Snow Temperature	-0.1 °C / 31.8 °F	-0.3 °C / 31.5 °F	-0.5 °C / 31.1 °F	0.0 °C / 32.0 °F
Air Temperature	3.0 °C / 37.4 °F	3.0 °C / 37.4 °F	3.7 °C / 38.7 °F	1.3 °C / 34.3 °F
Humidity	92 %	86 %	86 %	96 %
Wind Direction/Speed	SE / 1.0 m/s	SE / 1.0 m/s	SE / 2.5 m/s	N / 0.5 m/s

Jury Information

IBU Technical Delegate - Chairman	BAIER Norbert (IBU)
IBU Assistant Technical Delegate	ZWAHLEN Robert (IBU)
Competition Chief	COLLARD Paul (CAN)
Member	BONDARUK Roman (POL)
Member	BARNASHOV Vladimir (RUS)
IBU Race Director	BERGER Franz (IBU)

Course Information

blue 3534m + blue 3534m + blue 3424m

Total Course Length	10492 m
Height Difference (HD)	41 m
Max. Climb (MM)	34 m
Total Climb (MT)	121 m

Jury Decisions


none

IBU Technical Delegate - Chairman



BAIER Norbert (IBU)

IBU Assistant Technical Delegate



ZWAHLEN Robert (IBU)

LEGEND

N North **SE** Southeast



COMPETITION ANALYSIS / ANALYSE DE LA COMPÉTITION

SUN 14 FEB 2010 / DIM 14 FEV 2010 START TIME / DEBUT 11:15 END TIME / FINI A 12:26

Rank	Bib	Name	NOC Code			T						
Loop 1			Loop 2			Loop 3			Result	Behind	Rank	
Time	Behind	Rank	Time	Behind	Rank	Time	Behind	Rank				
1	6	JAY Vincent	FRA						0	24:07.8	0.0	1
Cumulative Time	8:06.4	+2.3	3	16:31.5	+0.5	2				24:07.8	0.0	1
Loop Time	8:06.4	+2.3	3	8:25.1	+4.4	4	7:36.3	+7.1	2			
Shooting	0	26.0	+3.0	=6	0	24.0	+3.0	=7	0	50.0	+6.0	=5
Range Time		48.9	+2.2	2		47.6	+1.6	2		1:36.5	+1.6	2
Course Time		7:17.5	+15.0	15		7:37.5	+10.4	=10		7:36.3	+7.1	2
										22:31.3	+14.0	4
2	10	SVENDSEN Emil Hagle	NOR						1	24:20.0	+12.2	2
Cumulative Time	8:30.1	+26.0	13	16:50.8	+19.8	4				24:20.0	+12.2	2
Loop Time	8:30.1	+26.0	13	8:20.7	0.0	1	7:29.2	0.0	1			
Shooting	1	26.0	+3.0	=6	0	21.0	0.0	=1	1	47.0	+3.0	2
Range Time		1:12.1	+25.4	=34		46.0	0.0	1		1:58.1	+23.2	11
Course Time		7:18.0	+15.5	=19		7:34.7	+7.6	8		7:29.2	0.0	1
										22:21.9	+4.6	3
3	4	FAK Jakov	CRO						0	24:21.8	+14.0	3
Cumulative Time	8:09.2	+5.1	4	16:31.0	0.0	1				24:21.8	+14.0	3
Loop Time	8:09.2	+5.1	4	8:21.8	+1.1	2	7:50.8	+21.6	5			
Shooting	0	27.0	+4.0	=10	0	24.0	+3.0	=7	0	51.0	+7.0	8
Range Time		52.2	+5.5	4		50.5	+4.5	8		1:42.7	+7.8	3
Course Time		7:17.0	+14.5	=13		7:31.3	+4.2	3		7:50.8	+21.6	5
										22:39.1	+21.8	5
4	2	BAUER Klemen	SLO						1	24:25.2	+17.4	4
Cumulative Time	8:06.3	+2.2	2	16:48.6	+17.6	3				24:25.2	+17.4	4
Loop Time	8:06.3	+2.2	2	8:42.3	+21.6	8	7:36.6	+7.4	3			
Shooting	0	29.0	+6.0	=21	1	29.0	+8.0	=44	1	58.0	+14.0	=33
Range Time		54.0	+7.3	8		1:13.9	+27.9	38		2:07.9	+33.0	18
Course Time		7:12.3	+9.8	6		7:28.4	+1.3	2		7:36.6	+7.4	3
										22:17.3	0.0	1
5	9	DERYZEMLYA Andriy	UKR						2	24:48.5	+40.7	5
Cumulative Time	8:41.2	+37.1	=28	17:09.4	+38.4	8				24:48.5	+40.7	5
Loop Time	8:41.2	+37.1	=28	8:28.2	+7.5	5	7:39.1	+9.9	4			
Shooting	2	29.0	+6.0	=21	0	25.0	+4.0	=11	2	54.0	+10.0	=12
Range Time		1:36.5	+49.8	74		50.7	+4.7	9		2:27.2	+52.3	37
Course Time		7:04.7	+2.2	2		7:37.5	+10.4	=10		7:39.1	+9.9	4
										22:21.3	+4.0	2
6	8	LEGUELLEC Jean Philippe	CAN						1	24:57.6	+49.8	6
Cumulative Time	8:04.1	0.0	1	17:04.7	+33.7	7				24:57.6	+49.8	6
Loop Time	8:04.1	0.0	1	9:00.6	+39.9	16	7:52.9	+23.7	6			
Shooting	0	25.0	+2.0	=3	1	27.0	+6.0	=24	1	52.0	+8.0	=9
Range Time		50.9	+4.2	3		1:12.7	+26.7	33		2:03.6	+28.7	13
Course Time		7:13.2	+10.7	8		7:47.9	+20.8	17		7:52.9	+23.7	6
										22:54.0	+36.7	7
7	14	HURAJT Pavol	SVK						1	25:15.0	+1:07.2	7
Cumulative Time	8:11.3	+7.2	=7	16:57.1	+26.1	5				25:15.0	+1:07.2	7
Loop Time	8:11.3	+7.2	=7	8:45.8	+25.1	9	8:17.9	+48.7	31			
Shooting	0	28.0	+5.0	=14	1	27.0	+6.0	=24	1	55.0	+11.0	=15
Range Time		54.3	+7.6	9		1:13.0	+27.0	35		2:07.3	+32.4	=14
Course Time		7:17.0	+14.5	=13		7:32.8	+5.7	5		8:17.9	+48.7	31
										23:07.7	+50.4	12
8	26	FERRY Bjorn	SWE						0	25:20.2	+1:12.4	8
Cumulative Time	8:35.2	+31.1	20	16:58.3	+27.3	6				25:20.2	+1:12.4	8
Loop Time	8:35.2	+31.1	20	8:23.1	+2.4	3	8:21.9	+52.7	42			
Shooting	0	29.0	+6.0	=21	0	26.0	+5.0	=16	0	55.0	+11.0	=15
Range Time		54.5	+7.8	=10		50.8	+4.8	10		1:45.3	+10.4	6
Course Time		7:40.7	+38.2	48		7:32.3	+5.2	4		8:21.9	+52.7	42
										23:34.9	+1:17.6	21
9	13	TEELA Jeremy	USA						2	25:21.7	+1:13.9	9
Cumulative Time	8:31.9	+27.8	15	17:22.4	+51.4	12				25:21.7	+1:13.9	9
Loop Time	8:31.9	+27.8	15	8:50.5	+29.8	12	7:59.3	+30.1	10			
Shooting	1	26.0	+3.0	=6	1	23.0	+2.0	6	2	49.0	+5.0	=3
Range Time		1:12.6	+25.9	37		1:10.0	+24.0	28		2:22.6	+47.7	32
Course Time		7:19.3	+16.8	22		7:40.5	+13.4	14		7:59.3	+30.1	10
										22:59.1	+41.8	8



COMPETITION ANALYSIS / ANALYSE DE LA COMPÉTITION

SUN 14 FEB 2010 / DIM 14 FEV 2010 START TIME / DEBUT 11:15 END TIME / FINI A 12:26

Rank	Bib	Name	NOC Code			T									
		Loop 1			Loop 2			Loop 3			Result	Behind	Rank		
		Time	Behind	Rank	Time	Behind	Rank	Time	Behind	Rank					
10	5	TCHEREZOV Ivan	RUS						2	25:25.9	+1:18.1	10			
		Cumulative Time	8:34.5	+30.4	18	17:26.9	+55.9	13				25:25.9	+1:18.1	10	
		Loop Time	8:34.5	+30.4	18	8:52.4	+31.7	13	7:59.0	+29.8	9				
		Shooting	1	28.0	+5.0 =14	1	27.0	+6.0 =24				2	55.0	+11.0 =15	
		Range Time		1:12.1	+25.4 =34		1:11.3	+25.3	31				2:23.4	+48.5	33
		Course Time		7:22.4	+19.9	24	7:41.1	+14.0	16	7:59.0	+29.8	9	23:02.5	+45.2	10
11	42	EDER Simon	AUT						0	25:32.2	+1:24.4	11			
		Cumulative Time	8:10.3	+6.2	5	17:13.7	+42.7	9				25:32.2	+1:24.4	11	
		Loop Time	8:10.3	+6.2	5	9:03.4	+42.7	21	8:18.5	+49.3	=32				
		Shooting	0	23.0	0.0 =1	0	21.0	0.0 =1				0	44.0	0.0	1
		Range Time		46.7	0.0	1	48.2	+2.2	3				1:34.9	0.0	1
		Course Time		7:23.6	+21.1	25	8:15.2	+48.1	50	8:18.5	+49.3	=32	23:57.3	+1:40.0	30
12	7	SUMANN Christoph	AUT						2	25:32.7	+1:24.9	12			
		Cumulative Time	8:48.7	+44.6	=35	17:28.5	+57.5	15				25:32.7	+1:24.9	12	
		Loop Time	8:48.7	+44.6	=35	8:39.8	+19.1	7	8:04.2	+35.0	13				
		Shooting	2	29.0	+6.0 =21	0	26.0	+5.0 =16				2	55.0	+11.0 =15	
		Range Time		1:36.2	+49.5 =72		51.8	+5.8	12				2:28.0	+53.1	38
		Course Time		7:12.5	+10.0	7	7:48.0	+20.9	18	8:04.2	+35.0	13	23:04.7	+47.4	11
13	11	FREI Thomas	SUI						0	25:36.9	+1:29.1	13			
		Cumulative Time	8:30.3	+26.2	14	17:18.4	+47.4	11				25:36.9	+1:29.1	13	
		Loop Time	8:30.3	+26.2	14	8:48.1	+27.4	10	8:18.5	+49.3	=32				
		Shooting	0	31.0	+8.0 =40	0	26.0	+5.0 =16				0	57.0	+13.0 =28	
		Range Time		56.9	+10.2	20	51.4	+5.4	11				1:48.3	+13.4	9
		Course Time		7:33.4	+30.9	38	7:56.7	+29.6	24	8:18.5	+49.3	=32	23:48.6	+1:31.3	26
14	15	BRICIS Ilmars	LAT						2	25:41.3	+1:33.5	14			
		Cumulative Time	8:36.2	+32.1	21	17:28.9	+57.9	16				25:41.3	+1:33.5	14	
		Loop Time	8:36.2	+32.1	21	8:52.7	+32.0	14	8:12.4	+43.2	25				
		Shooting	1	30.0	+7.0 =29	1	26.0	+5.0 =16				2	56.0	+12.0 =24	
		Range Time		1:18.4	+31.7	46	1:13.5	+27.5	37				2:31.9	+57.0	41
		Course Time		7:17.8	+15.3	17	7:39.2	+12.1	12	8:12.4	+43.2	25	23:09.4	+52.1	13
15	24	USTYUGOV Evgeny	RUS						2	25:47.9	+1:40.1	15			
		Cumulative Time	8:11.3	+7.2	=7	17:27.2	+56.2	14				25:47.9	+1:40.1	15	
		Loop Time	8:11.3	+7.2	=7	9:15.9	+55.2	34	8:20.7	+51.5	=39				
		Shooting	0	30.0	+7.0 =29	2	35.0	+14.0 =73				2	1:05.0	+21.0 =58	
		Range Time		53.3	+6.6	6	1:42.4	+56.4	70				2:35.7	+1:00.8	44
		Course Time		7:18.0	+15.5	=19	7:33.5	+6.4	6	8:20.7	+51.5	=39	23:12.2	+54.9	15
16	37	HALLENBARTER Simon	SUI						2	25:48.3	+1:40.5	16			
		Cumulative Time	8:48.7	+44.6	=35	17:37.0	+1:06.0	20				25:48.3	+1:40.5	16	
		Loop Time	8:48.7	+44.6	=35	8:48.3	+27.6	11	8:11.3	+42.1	22				
		Shooting	2	31.0	+8.0 =40	0	27.0	+6.0 =24				2	58.0	+14.0 =33	
		Range Time		1:34.2	+47.5	68	55.1	+9.1	21				2:29.3	+54.4	=39
		Course Time		7:14.5	+12.0	10	7:53.2	+26.1	22	8:11.3	+42.1	22	23:19.0	+1:01.7	16
17	21	BJOERNDALLEN Ole Einar	NOR						4	25:48.9	+1:41.1	17			
		Cumulative Time	8:58.6	+54.5	52	17:34.2	+1:03.2	19				25:48.9	+1:41.1	17	
		Loop Time	8:58.6	+54.5	52	8:35.6	+14.9	6	8:14.7	+45.5	28				
		Shooting	3	25.0	+2.0 =3	1	25.0	+4.0 =11				4	50.0	+6.0 =5	
		Range Time		1:49.4	+1:02.7	83	1:08.5	+22.5	27				2:57.9	+1:23.0	65
		Course Time		7:09.2	+6.7	3	7:27.1	0.0	1	8:14.7	+45.5	28	22:51.0	+33.7	6
18	22	SLESINGR Michal	CZE						1	25:50.9	+1:43.1	18			
		Cumulative Time	8:15.7	+11.6	9	17:17.2	+46.2	10				25:50.9	+1:43.1	18	
		Loop Time	8:15.7	+11.6	9	9:01.5	+40.8	19	8:33.7	+1:04.5	52				
		Shooting	0	40.0	+17.0	83	36.0	+15.0 =75				1	1:16.0	+32.0 =79	
		Range Time		1:05.1	+18.4	30	1:21.5	+35.5	53				2:26.6	+51.7	36
		Course Time		7:10.6	+8.1	4	7:40.0	+12.9	13	8:33.7	+1:04.5	52	23:24.3	+1:07.0	17



COMPETITION ANALYSIS / ANALYSE DE LA COMPÉTITION

SUN 14 FEB 2010 / DIM 14 FEV 2010 START TIME / DEBUT 11:15 END TIME / FINI A 12:26

Rank	Bib	Name	NOC Code			T								
		Loop 1			Loop 2			Loop 3			Result	Behind	Rank	
		Time	Behind	Rank	Time	Behind	Rank	Time	Behind	Rank				
19	58	STEPHAN Christoph	GER						1	25:51.1	+1:43.3	19		
Cumulative Time		8:34.0	+29.9	17	17:55.7	+1:24.7	26				25:51.1	+1:43.3	19	
Loop Time		8:34.0	+29.9	17	9:21.7	+1:01.0	43	7:55.4	+26.2	7				
Shooting		0	31.0	+8.0 =40	1	34.0	+13.0 =65				1	1:05.0	+21.0 =58	
Range Time			58.2	+11.5	24	1:21.2	+35.2	51				2:19.4	+44.5	30
Course Time			7:35.8	+33.3	40	8:00.5	+33.4 =31		7:55.4	+26.2	7	23:31.7	+1:14.4	19
20	18	SYMAN Alexandr	BLR						0	25:53.5	+1:45.7	20		
Cumulative Time		8:38.3	+34.2	23	17:41.4	+1:10.4 =22					25:53.5	+1:45.7	20	
Loop Time		8:38.3	+34.2	23	9:03.1	+42.4	20	8:12.1	+42.9	24				
Shooting		0	37.0	+14.0 =77	0	50.0	+29.0	87			0	1:27.0	+43.0	86
Range Time			1:03.8	+17.1	28	1:14.6	+28.6	41				2:18.4	+43.5	29
Course Time			7:34.5	+32.0	39	7:48.5	+21.4	19	8:12.1	+42.9	24	23:35.1	+1:17.8	22
21	31	GREIS Michael	GER						3	25:56.0	+1:48.2	21		
Cumulative Time		8:26.6	+22.5	11	17:41.4	+1:10.4 =22					25:56.0	+1:48.2	21	
Loop Time		8:26.6	+22.5	11	9:14.8	+54.1	31	8:14.6	+45.4	27				
Shooting		1	30.0	+7.0 =29	2	28.0	+7.0 =35				3	58.0	+14.0 =33	
Range Time			1:15.6	+28.9	39	1:38.0	+52.0	67				2:53.6	+1:18.7	59
Course Time			7:11.0	+8.5	5	7:36.8	+9.7	9	8:14.6	+45.4	27	23:02.4	+45.1	9
22	39	SEDNEV Serguei	UKR						0	25:57.2	+1:49.4	22		
Cumulative Time		8:21.9	+17.8	10	17:37.2	+1:06.2	21				25:57.2	+1:49.4	22	
Loop Time		8:21.9	+17.8	10	9:15.3	+54.6	32	8:20.0	+50.8	37				
Shooting		0	30.0	+7.0 =29	0	25.0	+4.0 =11				0	55.0	+11.0 =15	
Range Time			55.3	+8.6	17	53.5	+7.5	15				1:48.8	+13.9	10
Course Time			7:26.6	+24.1	29	8:21.8	+54.7	62	8:20.0	+50.8	37	24:08.4	+1:51.1	42
23	70	BIRNBACHER Andreas	GER						1	26:06.4	+1:58.6	23		
Cumulative Time		8:44.9	+40.8	32	17:58.6	+1:27.6	28				26:06.4	+1:58.6	23	
Loop Time		8:44.9	+40.8	32	9:13.7	+53.0	29	8:07.8	+38.6	19				
Shooting		0	31.0	+8.0 =40	1	26.0	+5.0 =16				1	57.0	+13.0 =28	
Range Time			55.6	+8.9	18	1:12.1	+26.1	32				2:07.7	+32.8	16
Course Time			7:49.3	+46.8	62	8:01.6	+34.5	34	8:07.8	+38.6	19	23:58.7	+1:41.4	34
24	73	HANEVOLD Halvard	NOR						1	26:07.7	+1:59.9	24		
Cumulative Time		9:01.7	+57.6	54	18:03.0	+1:32.0	29				26:07.7	+1:59.9	24	
Loop Time		9:01.7	+57.6	54	9:01.3	+40.6 =17		8:04.7	+35.5	15				
Shooting		1	32.0	+9.0 =49	0	29.0	+8.0 =44				1	1:01.0	+17.0 =42	
Range Time			1:20.6	+33.9	52	54.0	+8.0	18				2:14.6	+39.7 =24	
Course Time			7:41.1	+38.6	49	8:07.3	+40.2	40	8:04.7	+35.5	15	23:53.1	+1:35.8	28
25	25	ANEV Krasimir	BUL						0	26:09.1	+2:01.3	25		
Cumulative Time		8:32.2	+28.1	16	17:29.1	+58.1	17				26:09.1	+2:01.3	25	
Loop Time		8:32.2	+28.1	16	8:56.9	+36.2	15	8:40.0	+1:10.8	62				
Shooting		0	30.0	+7.0 =29	0	42.0	+21.0 =83				0	1:12.0	+28.0	75
Range Time			55.8	+9.1	19	1:06.7	+20.7	26				2:02.5	+27.6	12
Course Time			7:36.4	+33.9	42	7:50.2	+23.1	21	8:40.0	+1:10.8	62	24:06.6	+1:49.3	40
26	66	SIMMEN Matthias	SUI						1	26:11.5	+2:03.7	26		
Cumulative Time		9:04.4	+1:00.3	58	18:09.0	+1:38.0	34				26:11.5	+2:03.7	26	
Loop Time		9:04.4	+1:00.3	58	9:04.6	+43.9	22	8:02.5	+33.3	12				
Shooting		1	31.0	+8.0 =40	0	31.0	+10.0 =50				1	1:02.0	+18.0 =45	
Range Time			1:17.0	+30.3	43	55.6	+9.6	22				2:12.6	+37.7	23
Course Time			7:47.4	+44.9	58	8:09.0	+41.9	44	8:02.5	+33.3	12	23:58.9	+1:41.6	35
27	47	MARIC Janez	SLO						2	26:12.5	+2:04.7	27		
Cumulative Time		8:36.9	+32.8	22	18:06.8	+1:35.8	32				26:12.5	+2:04.7	27	
Loop Time		8:36.9	+32.8	22	9:29.9	+1:09.2	48	8:05.7	+36.5	16				
Shooting		1	33.0	+10.0 =55	1	35.0	+14.0 =73				2	1:08.0	+24.0 =63	
Range Time			1:18.7	+32.0	48	1:22.4	+36.4	56				2:41.1	+1:06.2	51
Course Time			7:18.2	+15.7	21	8:07.5	+40.4	41	8:05.7	+36.5	16	23:31.4	+1:14.1	18



COMPETITION ANALYSIS / ANALYSE DE LA COMPÉTITION

SUN 14 FEB 2010 / DIM 14 FEV 2010 START TIME / DEBUT 11:15 END TIME / FINI A 12:26

Rank	Bib	Name	NOC Code			T								
		Loop 1			Loop 2			Loop 3			Result	Behind	Rank	
		Time	Behind	Rank	Time	Behind	Rank	Time	Behind	Rank				
28	64	VITEK Zdenek	CZE						1	26:13.7	+2:05.9	28		
		Cumulative Time	8:41.8	+37.7	30	18:06.0	+1:35.0	31				26:13.7	+2:05.9	28
		Loop Time	8:41.8	+37.7	30	9:24.2	+1:03.5	45	8:07.7	+38.5	18			
		Shooting	0	30.0	+7.0	=29	1	34.0	+13.0	=65	1	1:04.0	+20.0	=55
		Range Time		55.0	+8.3	=15		1:20.1	+34.1	50		2:15.1	+40.2	26
		Course Time		7:46.8	+44.3	56		8:04.1	+37.0	37		8:07.7	+38.5	18
												23:58.6	+1:41.3	33
29	32	SIKORA Tomasz	POL						2	26:16.2	+2:08.4	29		
		Cumulative Time	8:11.2	+7.1	6	17:32.6	+1:01.6	18				26:16.2	+2:08.4	29
		Loop Time	8:11.2	+7.1	6	9:21.4	+1:00.7	42	8:43.6	+1:14.4	71			
		Shooting	0	34.0	+11.0	=58	2	28.0	+7.0	=45	2	1:02.0	+18.0	=45
		Range Time		57.4	+10.7	21		1:40.8	+54.8	69		2:38.2	+1:03.3	46
		Course Time		7:13.8	+11.3	9		7:40.6	+13.5	15		8:43.6	+1:14.4	71
												23:38.0	+1:20.7	24
30	76	SHIPULIN Anton	RUS						1	26:18.7	+2:10.9	30		
		Cumulative Time	8:40.3	+36.2	25	17:58.3	+1:27.3	27				26:18.7	+2:10.9	30
		Loop Time	8:40.3	+36.2	25	9:18.0	+57.3	38	8:20.4	+51.2	38			
		Shooting	0	29.0	+6.0	=21	1	27.0	+6.0	=24	1	56.0	+12.0	=24
		Range Time		53.2	+6.5	5		1:15.0	+29.0	42		2:08.2	+33.3	19
		Course Time		7:47.1	+44.6	57		8:03.0	+35.9	36		8:20.4	+51.2	38
												24:10.5	+1:53.2	43
31	19	TOBRELUTS Indrek	EST						1	26:18.9	+2:11.1	31		
		Cumulative Time	8:26.7	+22.6	12	17:43.0	+1:12.0	24				26:18.9	+2:11.1	31
		Loop Time	8:26.7	+22.6	12	9:16.3	+55.6	35	8:35.9	+1:06.7	57			
		Shooting	0	30.0	+7.0	=29	1	32.0	+11.0	=56	1	1:02.0	+18.0	=45
		Range Time		57.7	+11.0	23		1:16.9	+30.9	=44		2:14.6	+39.7	=24
		Course Time		7:29.0	+26.5	32		7:59.4	+32.3	30		8:35.9	+1:06.7	57
												24:04.3	+1:47.0	37
32	49	ZHANG Chengye	CHN						1	26:19.9	+2:12.1	32		
		Cumulative Time	8:40.4	+36.3	26	18:18.6	+1:47.6	44				26:19.9	+2:12.1	32
		Loop Time	8:40.4	+36.3	26	9:38.2	+1:17.5	59	8:01.3	+32.1	11			
		Shooting	0	35.0	+12.0	=65	1	45.0	+24.0	86	1	1:20.0	+36.0	83
		Range Time		1:03.2	+16.5	27		1:29.6	+43.6	61		2:32.8	+57.9	42
		Course Time		7:37.2	+34.7	44		8:08.6	+41.5	43		8:01.3	+32.1	11
												23:47.1	+1:29.8	25
33	83	SEME NOV Serhiy	UKR						1	26:20.5	+2:12.7	33		
		Cumulative Time	8:52.3	+48.2	39	18:10.4	+1:39.4	35				26:20.5	+2:12.7	33
		Loop Time	8:52.3	+48.2	39	9:18.1	+57.4	39	8:10.1	+40.9	21			
		Shooting	0	29.0	+6.0	=21	1	25.0	+4.0	=11	1	54.0	+10.0	=12
		Range Time		54.9	+8.2	14		1:12.8	+26.8	34		2:07.7	+32.8	=16
		Course Time		7:57.4	+54.9	71		8:05.3	+38.2	38		8:10.1	+40.9	21
												24:12.8	+1:55.5	46
34	27	LANDERTINGER Dominik	AUT						4	26:23.7	+2:15.9	34		
		Cumulative Time	8:55.3	+51.2	46	18:04.2	+1:33.2	30				26:23.7	+2:15.9	34
		Loop Time	8:55.3	+51.2	46	9:08.9	+48.2	23	8:19.5	+50.3	35			
		Shooting	2	33.0	+10.0	=55	2	27.0	+6.0	=24	4	1:00.0	+16.0	=40
		Range Time		1:38.7	+52.0	75		1:35.0	+49.0	65		3:13.7	+1:38.8	76
		Course Time		7:16.6	+14.1	11		7:33.9	+6.8	7		8:19.5	+50.3	35
												23:10.0	+52.7	14
35	44	FOURCADE Martin	FRA						3	26:25.6	+2:17.8	35		
		Cumulative Time	9:06.5	+1:02.4	62	18:16.2	+1:45.2	41				26:25.6	+2:17.8	35
		Loop Time	9:06.5	+1:02.4	62	9:09.7	+49.0	24	8:09.4	+40.2	20			
		Shooting	3	37.0	+14.0	=77	0	24.0	+3.0	=7	3	1:01.0	+17.0	=42
		Range Time		2:04.0	+1:17.3	84		49.8	+3.8	5		2:53.8	+1:18.9	60
		Course Time		7:02.5	0.0	1		8:19.9	+52.8	57		8:09.4	+40.2	20
												23:31.8	+1:14.5	20
36	62	BAILEY Lowell	USA						0	26:26.6	+2:18.8	36		
		Cumulative Time	9:04.9	+1:00.8	60	18:19.0	+1:48.0	45				26:26.6	+2:18.8	36
		Loop Time	9:04.9	+1:00.8	60	9:14.1	+53.4	30	8:07.6	+38.4	17			
		Shooting	0	39.0	+16.0	=81	0	34.0	+13.0	=65	0	1:13.0	+29.0	=76
		Range Time		1:06.2	+19.5	32		1:01.1	+15.1	23		2:07.3	+32.4	=14
		Course Time		7:58.7	+56.2	73		8:13.0	+45.9	45		8:07.6	+38.4	17
												24:19.3	+2:02.0	53



COMPETITION ANALYSIS / ANALYSE DE LA COMPÉTITION

SUN 14 FEB 2010 / DIM 14 FEV 2010 START TIME / DEBUT 11:15 END TIME / FINI A 12:26

Rank	Bib	Name	NOC Code			T								
		Loop 1			Loop 2			Loop 3			Result	Behind	Rank	
		Time	Behind	Rank	Time	Behind	Rank	Time	Behind	Rank				
37	34	PEIFFER Arnd	GER						2	26:29.1	+2:21.3	37		
		Cumulative Time	8:34.7	+30.6	19	17:55.1	+1:24.1	25				26:29.1	+2:21.3	37
		Loop Time	8:34.7	+30.6	19	9:20.4	+59.7	40	8:34.0	+1:04.8	55			
		Shooting	1	32.0	+9.0	=49	1	33.0	+12.0	=61	2	1:05.0	+21.0	=58
		Range Time	1:17.1	+30.4	44	1:22.0	+36.0	55				2:39.1	+1:04.2	48
		Course Time	7:17.6	+15.1	16	7:58.4	+31.3	27	8:34.0	+1:04.8	55	23:50.0	+1:32.7	27
38	85	LINDSTROM Fredrik	SWE						1	26:33.3	+2:25.5	38		
		Cumulative Time	9:11.3	+1:07.2	67	18:12.6	+1:41.6	36				26:33.3	+2:25.5	38
		Loop Time	9:11.3	+1:07.2	67	9:01.3	+40.6	=17	8:20.7	+51.5	=39			
		Shooting	1	35.0	+12.0	=65	0	28.0	+7.0	=35	1	1:03.0	+19.0	=51
		Range Time	1:20.9	+34.2	=53	54.5	+8.5	20				2:15.4	+40.5	27
		Course Time	7:50.4	+47.9	66	8:06.8	+39.7	39	8:20.7	+51.5	=39	24:17.9	+2:00.6	51
39	48	SAVITSKIY Yan	KAZ						1	26:35.2	+2:27.4	39		
		Cumulative Time	8:58.1	+54.0	50	18:08.5	+1:37.5	33				26:35.2	+2:27.4	39
		Loop Time	8:58.1	+54.0	50	9:10.4	+49.7	25	8:26.7	+57.5	47			
		Shooting	1	36.0	+13.0	=70	0	26.0	+5.0	=16	1	1:02.0	+18.0	=45
		Range Time	1:25.2	+38.5	61	52.8	+6.8	14				2:18.0	+43.1	28
		Course Time	7:32.9	+30.4	37	8:17.6	+50.5	54	8:26.7	+57.5	47	24:17.2	+1:59.9	48
40	71	NOVIKOV Sergey	BLR						1	26:37.4	+2:29.6	=40		
		Cumulative Time	9:05.4	+1:01.3	61	18:17.8	+1:46.8	42				26:37.4	+2:29.6	40
		Loop Time	9:05.4	+1:01.3	61	9:12.4	+51.7	26	8:19.6	+50.4	36			
		Shooting	1	29.0	+6.0	=21	0	29.0	+8.0	=44	1	58.0	+14.0	=33
		Range Time	1:15.7	+29.0	40	53.8	+7.8	17				2:09.5	+34.6	21
		Course Time	7:49.7	+47.2	64	8:18.6	+51.5	55	8:19.6	+50.4	36	24:27.9	+2:10.6	56
40	72	ANTILA Timo	FIN						1	26:37.4	+2:29.6	=40		
		Cumulative Time	8:55.6	+51.5	47	18:33.0	+2:02.0	51				26:37.4	+2:29.6	40
		Loop Time	8:55.6	+51.5	47	9:37.4	+1:16.7	58	8:04.4	+35.2	14			
		Shooting	0	38.0	+15.0	80	1	32.0	+11.0	=56	1	1:10.0	+26.0	=71
		Range Time	1:04.0	+17.3	29	1:21.4	+35.4	52				2:25.4	+50.5	35
		Course Time	7:51.6	+49.1	68	8:16.0	+48.9	52	8:04.4	+35.2	14	24:12.0	+1:54.7	44
42	43	BERGMAN Carl Johan	SWE						2	26:41.7	+2:33.9	42		
		Cumulative Time	8:40.1	+36.0	24	18:14.5	+1:43.5	39				26:41.7	+2:33.9	42
		Loop Time	8:40.1	+36.0	24	9:34.4	+1:13.7	56	8:27.2	+58.0	48			
		Shooting	1	31.0	+8.0	=40	1	22.0	+1.0	=3	2	53.0	+9.0	11
		Range Time	1:15.9	+29.2	=41	1:13.4	+27.4	36				2:29.3	+54.4	=39
		Course Time	7:24.2	+21.7	26	8:21.0	+53.9	59	8:27.2	+58.0	48	24:12.4	+1:55.1	45
43	38	VALIULLIN Rustam	BLR						2	26:43.7	+2:35.9	43		
		Cumulative Time	8:51.4	+47.3	37	18:32.3	+2:01.3	50				26:43.7	+2:35.9	43
		Loop Time	8:51.4	+47.3	37	9:40.9	+1:20.2	62	8:11.4	+42.2	23			
		Shooting	1	31.0	+8.0	=40	1	38.0	+17.0	=78	2	1:09.0	+25.0	=67
		Range Time	1:18.6	+31.9	47	1:27.3	+41.3	59				2:45.9	+1:11.0	53
		Course Time	7:32.8	+30.3	=35	8:13.6	+46.5	46	8:11.4	+42.2	23	23:57.8	+1:40.5	32
44	63	WINDISCH Markus	ITA						0	26:44.7	+2:36.9	44		
		Cumulative Time	9:08.6	+1:04.5	65	18:22.0	+1:51.0	46				26:44.7	+2:36.9	44
		Loop Time	9:08.6	+1:04.5	65	9:13.4	+52.7	28	8:22.7	+53.5	43			
		Shooting	0	28.0	+5.0	=14	0	24.0	+3.0	=7	0	52.0	+8.0	=9
		Range Time	55.0	+8.3	=15	48.7	+2.7	4				1:43.7	+8.8	4
		Course Time	8:13.6	+1:11.1	82	8:24.7	+57.6	66	8:22.7	+53.5	43	25:01.0	+2:43.7	66
45	54	MESOTITSCH Daniel	AUT						2	26:45.3	+2:37.5	45		
		Cumulative Time	9:03.3	+59.2	56	18:29.0	+1:58.0	48				26:45.3	+2:37.5	45
		Loop Time	9:03.3	+59.2	56	9:25.7	+1:05.0	47	8:16.3	+47.1	30			
		Shooting	1	30.0	+7.0	=29	1	28.0	+7.0	=35	2	58.0	+14.0	=33
		Range Time	1:21.7	+35.0	57	1:17.8	+31.8	49				2:39.5	+1:04.6	49
		Course Time	7:41.6	+39.1	51	8:07.9	+40.8	42	8:16.3	+47.1	30	24:05.8	+1:48.5	39



COMPETITION ANALYSIS / ANALYSE DE LA COMPÉTITION

SUN 14 FEB 2010 / DIM 14 FEV 2010 START TIME / DEBUT 11:15 END TIME / FINI A 12:26

Rank	Bib	Name	NOC Code			T								
		Loop 1			Loop 2			Loop 3			Result	Behind	Rank	
		Time	Behind	Rank	Time	Behind	Rank	Time	Behind	Rank				
46	56	BERGER Lars	NOR						4	26:53.0	+2:45.2	46		
Cumulative Time		9:22.5	+1:18.4	72	18:54.3	+2:23.3	62				26:53.0	+2:45.2	46	
Loop Time		9:22.5	+1:18.4	72	9:31.8	+1:11.1	51	7:58.7	+29.5	8				
Shooting		2	32.0	+9.0 =49	2	27.0	+6.0 =24				4	59.0	+15.0	39
Range Time		1:42.3	+55.6	=76	1:34.5	+48.5	64				3:16.8	+1:41.9	77	
Course Time		7:40.2	+37.7	47	7:57.3	+30.2	25	7:58.7	+29.5	8	23:36.2	+1:18.9	23	
47	29	BURKE Tim	USA						3	26:54.8	+2:47.0	47		
Cumulative Time		8:41.2	+37.1	=28	18:13.4	+1:42.4	37				26:54.8	+2:47.0	47	
Loop Time		8:41.2	+37.1	=28	9:32.2	+1:11.5	=52	8:41.4	+1:12.2	65				
Shooting		1	29.0	+6.0 =21	2	36.0	+15.0 =75				3	1:05.0	+21.0	=58
Range Time		1:14.4	+27.7	38	1:43.0	+57.0	72				2:57.4	+1:22.5	64	
Course Time		7:26.8	+24.3	30	7:49.2	+22.1	20	8:41.4	+1:12.2	65	23:57.4	+1:40.1	31	
48	82	KOIV Kauri	EST						2	26:56.0	+2:48.2	48		
Cumulative Time		9:07.4	+1:03.3	63	18:22.9	+1:51.9	47				26:56.0	+2:48.2	48	
Loop Time		9:07.4	+1:03.3	63	9:15.5	+54.8	33	8:33.1	+1:03.9	51				
Shooting		1	34.0	+11.0 =58	1	28.0	+7.0 =35				2	1:02.0	+18.0	=45
Range Time		1:21.2	+34.5	55	1:17.2	+31.2	=46				2:38.4	+1:03.5	47	
Course Time		7:46.2	+43.7	55	7:58.3	+31.2	26	8:33.1	+1:03.9	51	24:17.6	+2:00.3	49	
49	84	ABRAMENKO Evgeny	BLR						0	26:57.8	+2:50.0	49		
Cumulative Time		8:54.7	+50.6	43	18:18.3	+1:47.3	43				26:57.8	+2:50.0	49	
Loop Time		8:54.7	+50.6	43	9:23.6	+1:02.9	44	8:39.5	+1:10.3	61				
Shooting		0	28.0	+5.0 =14	0	27.0	+6.0 =24				0	55.0	+11.0	=15
Range Time		53.7	+7.0	7	52.7	+6.7	13				1:46.4	+11.5	7	
Course Time		8:01.0	+58.5	75	8:30.9	+1:03.8	71	8:39.5	+1:10.3	61	25:11.4	+2:54.1	73	
50	75	RASTORGUJEVS Andrejs	LAT						3	27:05.3	+2:57.5	50		
Cumulative Time		9:26.7	+1:22.6	75	18:43.7	+2:12.7	56				27:05.3	+2:57.5	50	
Loop Time		9:26.7	+1:22.6	75	9:17.0	+56.3	36	8:21.6	+52.4	41				
Shooting		2	28.0	+5.0 =14	1	28.0	+7.0 =35				3	56.0	+12.0	=24
Range Time		1:35.6	+48.9	71	1:14.5	+28.5	=39				2:50.1	+1:15.2	=55	
Course Time		7:51.1	+48.6	67	8:02.5	+35.4	35	8:21.6	+52.4	41	24:15.2	+1:57.9	47	
51	20	CHERVYHKOV Aleksandr	KAZ						3	27:09.9	+3:02.1	51		
Cumulative Time		8:43.6	+39.5	31	18:14.8	+1:43.8	40				27:09.9	+3:02.1	51	
Loop Time		8:43.6	+39.5	31	9:31.2	+1:10.5	49	8:55.1	+1:25.9	80				
Shooting		1	26.0	+3.0 =6	2	31.0	+10.0 =50				3	57.0	+13.0	=28
Range Time		1:12.2	+25.5	36	1:37.9	+51.9	66				2:50.1	+1:15.2	=55	
Course Time		7:31.4	+28.9	33	7:53.3	+26.2	23	8:55.1	+1:25.9	80	24:19.8	+2:02.5	54	
52	40	SOUKUP Jaroslav	CZE						2	27:10.4	+3:02.6	52		
Cumulative Time		8:40.9	+36.8	27	18:34.6	+2:03.6	52				27:10.4	+3:02.6	52	
Loop Time		8:40.9	+36.8	27	9:53.7	+1:33.0	68	8:35.8	+1:06.6	56				
Shooting		1	31.0	+8.0 =40	1	39.0	+18.0 =80				2	1:10.0	+26.0	=71
Range Time		1:19.5	+32.8	=50	1:32.5	+46.5	63				2:52.0	+1:17.1	57	
Course Time		7:21.4	+18.9	23	8:21.2	+54.1	60	8:35.8	+1:06.6	56	24:18.4	+2:01.1	52	
53	36	DEFRASNE Vincent	FRA						3	27:14.6	+3:06.8	53		
Cumulative Time		8:55.0	+50.9	=44	18:31.8	+2:00.8	49				27:14.6	+3:06.8	53	
Loop Time		8:55.0	+50.9	=44	9:36.8	+1:16.1	57	8:42.8	+1:13.6	69				
Shooting		2	23.0	0.0 =1	1	27.0	+6.0 =24				3	50.0	+6.0	=5
Range Time		1:29.0	+42.3	66	1:16.6	+30.6	43				2:45.6	+1:10.7	52	
Course Time		7:26.0	+23.5	27	8:20.2	+53.1	58	8:42.8	+1:13.6	69	24:29.0	+2:11.7	57	
54	51	HAKKINEN Jay	USA						0	27:17.4	+3:09.6	54		
Cumulative Time		8:48.3	+44.2	34	18:34.7	+2:03.7	53				27:17.4	+3:09.6	54	
Loop Time		8:48.3	+44.2	34	9:46.4	+1:25.7	64	8:42.7	+1:13.5	68				
Shooting		0	35.0	+12.0 =65	0	43.0	+22.0 85				0	1:18.0	+34.0	82
Range Time		59.1	+12.4	25	1:10.2	+24.2	29				2:09.3	+34.4	20	
Course Time		7:49.2	+46.7	61	8:36.2	+1:09.1	79	8:42.7	+1:13.5	68	25:08.1	+2:50.8	=70	



COMPETITION ANALYSIS / ANALYSE DE LA COMPÉTITION

SUN 14 FEB 2010 / DIM 14 FEV 2010 START TIME / DEBUT 11:15 END TIME / FINI A 12:26

Rank	Bib	Name	NOC Code			T							
		Loop 1			Loop 2			Loop 3			Result	Behind	Rank
		Time	Behind	Rank	Time	Behind	Rank	Time	Behind	Rank			
55	23	JACKSON Lee-Steve	GBR						2	27:18.1	+3:10.3	55	
Cumulative Time		8:55.8	+51.7	48	18:13.7	+1:42.7	38				27:18.1	+3:10.3	55
Loop Time		8:55.8	+51.7	48	9:17.9	+57.2	37	9:04.4	+1:35.2	84			
Shooting		1	33.0	+10.0 =55	1	31.0	+10.0 =50	2	1:04.0		+20.0	=55	
Range Time		1:17.2	+30.5	45	1:16.9	+30.9	=44				2:34.1	+59.2	43
Course Time		7:38.6	+36.1	45	8:01.0	+33.9	33	9:04.4	+1:35.2	84	24:44.0	+2:26.7	64
56	33	HOFER Lukas	ITA						4	27:18.3	+3:10.5	56	
Cumulative Time		8:51.7	+47.6	38	18:40.6	+2:09.6	55				27:18.3	+3:10.5	56
Loop Time		8:51.7	+47.6	38	9:48.9	+1:28.2	=65	8:37.7	+1:08.5	60			
Shooting		2	31.0	+8.0 =40	2	38.0	+17.0 =78	4	1:09.0		+25.0	=67	
Range Time		1:34.9	+48.2	70	1:50.2	+1:04.2	79				3:25.1	+1:50.2	=79
Course Time		7:16.8	+14.3	12	7:58.7	+31.6	28	8:37.7	+1:08.5	60	23:53.2	+1:35.9	29
57	65	RUPNIK Vasja	SLO						3	27:20.8	+3:13.0	57	
Cumulative Time		8:47.0	+42.9	33	19:05.3	+2:34.3	66				27:20.8	+3:13.0	57
Loop Time		8:47.0	+42.9	33	10:18.3	+1:57.6	77	8:15.5	+46.3	29			
Shooting		0	32.0	+9.0 =49	3	31.0	+10.0 =50	3	1:03.0		+19.0	=51	
Range Time		59.2	+12.5	26	2:03.8	+1:17.8	80				3:03.0	+1:28.1	69
Course Time		7:47.8	+45.3	60	8:14.5	+47.4	48	8:15.5	+46.3	29	24:17.8	+2:00.5	50
58	87	DOKL Peter	SLO						0	27:21.0	+3:13.2	58	
Cumulative Time		9:14.0	+1:09.9	68	18:35.0	+2:04.0	54				27:21.0	+3:13.2	58
Loop Time		9:14.0	+1:09.9	68	9:21.0	+1:00.3	41	8:46.0	+1:16.8	73			
Shooting		0	27.0	+4.0 =10	0	22.0	+1.0 =3	0	49.0		+5.0	=3	
Range Time		54.6	+7.9	13	49.9	+3.9	6				1:44.5	+9.6	5
Course Time		8:19.4	+1:16.9	83	8:31.1	+1:04.0	72	8:46.0	+1:16.8	73	25:36.5	+3:19.2	83
59	59	KLETCHEROV Michail	BUL						0	27:23.1	+3:15.3	59	
Cumulative Time		9:24.0	+1:19.9	74	18:49.3	+2:18.3	60				27:23.1	+3:15.3	59
Loop Time		9:24.0	+1:19.9	74	9:25.3	+1:04.6	46	8:33.8	+1:04.6	=53			
Shooting		0	30.0	+7.0 =29	0	25.0	+4.0 =11	0	55.0		+11.0	=15	
Range Time		57.6	+10.9	22	50.0	+4.0	7				1:47.6	+12.7	8
Course Time		8:26.4	+1:23.9	87	8:35.3	+1:08.2	76	8:33.8	+1:04.6	=53	25:35.5	+3:18.2	82
60	79	COLA Mattia	ITA						1	27:24.9	+3:17.1	60	
Cumulative Time		8:54.5	+50.4	42	18:44.0	+2:13.0	58				27:24.9	+3:17.1	60
Loop Time		8:54.5	+50.4	42	9:49.5	+1:28.8	67	8:40.9	+1:11.7	63			
Shooting		0	28.0	+5.0 =14	1	27.0	+6.0 =24	1	55.0		+11.0	=15	
Range Time		54.5	+7.8	=10	1:17.3	+31.3	48				2:11.8	+36.9	22
Course Time		8:00.0	+57.5	74	8:32.2	+1:05.1	74	8:40.9	+1:11.7	63	25:13.1	+2:55.8	74
61	46	de LORENZI Christian	ITA						4	27:25.9	+3:18.1	61	
Cumulative Time		9:02.6	+58.5	55	19:01.1	+2:30.1	63				27:25.9	+3:18.1	61
Loop Time		9:02.6	+58.5	55	9:58.5	+1:37.8	69	8:24.8	+55.6	44			
Shooting		2	27.0	+4.0 =10	2	33.0	+12.0 =61	4	1:00.0		+16.0	=40	
Range Time		1:36.2	+49.5	=72	1:44.8	+58.8	74				3:21.0	+1:46.1	78
Course Time		7:26.4	+23.9	28	8:13.7	+46.6	47	8:24.8	+55.6	44	24:04.9	+1:47.6	38
62	55	LESSING Roland	EST						3	27:26.0	+3:18.2	62	
Cumulative Time		9:33.7	+1:29.6	79	19:06.7	+2:35.7	67				27:26.0	+3:18.2	62
Loop Time		9:33.7	+1:29.6	79	9:33.0	+1:12.3	55	8:19.3	+50.1	34			
Shooting		2	34.0	+11.0 =58	1	29.0	+8.0 =44	3	1:03.0		+19.0	=51	
Range Time		1:46.2	+59.5	80	1:17.2	+31.2	=46				3:03.4	+1:28.5	70
Course Time		7:47.5	+45.0	59	8:15.8	+48.7	51	8:19.3	+50.1	34	24:22.6	+2:05.3	55
63	53	TCHOUDOV Maxim	RUS						2	27:28.0	+3:20.2	63	
Cumulative Time		9:07.8	+1:03.7	64	18:46.7	+2:15.7	59				27:28.0	+3:20.2	63
Loop Time		9:07.8	+1:03.7	64	9:38.9	+1:18.2	60	8:41.3	+1:12.1	64			
Shooting		1	36.0	+13.0 =70	1	32.0	+11.0 =56	2	1:08.0		+24.0	=63	
Range Time		1:26.3	+39.6	65	1:21.6	+35.6	54				2:47.9	+1:13.0	54
Course Time		7:41.5	+39.0	50	8:17.3	+50.2	53	8:41.3	+1:12.1	64	24:40.1	+2:22.8	61



COMPETITION ANALYSIS / ANALYSE DE LA COMPÉTITION

SUN 14 FEB 2010 / DIM 14 FEV 2010 START TIME / DEBUT 11:15 END TIME / FINI A 12:26

Rank	Bib	Name	NOC Code			T							
		Loop 1			Loop 2			Loop 3			Result	Behind	Rank
		Time	Behind	Rank	Time	Behind	Rank	Time	Behind	Rank			
64	86	LIBIETIS Kristaps	LAT						1	27:32.5	+3:24.7	64	
Cumulative Time		9:19.5	+1:15.4	71	18:51.0	+2:20.0	61				27:32.5	+3:24.7	64
Loop Time		9:19.5	+1:15.4	71	9:31.5	+1:10.8	50	8:41.5	+1:12.3	66			
Shooting		1	34.0	+11.0	=58	0	37.0	+16.0	77	1	1:11.0	+27.0	74
Range Time			1:21.3	+34.6	56		1:03.1	+17.1	25		2:24.4	+49.5	34
Course Time			7:58.2	+55.7	72		8:28.4	+1:01.3	69		8:41.5	+1:12.3	66
											25:08.1	+2:50.8	=70
65	3	LEE In-Bok	KOR						4	27:34.1	+3:26.3	65	
Cumulative Time		8:58.8	+54.7	53	19:21.0	+2:50.0	73				27:34.1	+3:26.3	65
Loop Time		8:58.8	+54.7	53	10:22.2	+2:01.5	79	8:13.1	+43.9	26			
Shooting		1	27.0	+4.0	=10	3	28.0	+7.0	=35	4	55.0	+11.0	=15
Range Time			1:19.4	+32.7	49		2:07.3	+1:21.3	84		3:26.7	+1:51.8	81
Course Time			7:39.4	+36.9	46		8:14.9	+47.8	49		8:13.1	+43.9	26
											24:07.4	+1:50.1	41
66	67	MATIASKO Marek	SVK						3	27:37.4	+3:29.6	66	
Cumulative Time		9:04.2	+1:00.1	57	19:12.3	+2:41.3	71				27:37.4	+3:29.6	66
Loop Time		9:04.2	+1:00.1	57	10:08.1	+1:47.4	72	8:25.1	+55.9	45			
Shooting		1	30.0	+7.0	=29	2	31.0	+10.0	=50	3	1:01.0	+17.0	=42
Range Time			1:19.5	+32.8	=50		1:42.6	+56.6	71		3:02.1	+1:27.2	=67
Course Time			7:44.7	+42.2	53		8:25.5	+58.4	67		8:25.1	+55.9	45
											24:35.3	+2:18.0	59
67	88	MORAVEC Ondrej	CZE						3	27:39.8	+3:32.0	67	
Cumulative Time		9:30.7	+1:26.6	76	19:02.9	+2:31.9	64				27:39.8	+3:32.0	67
Loop Time		9:30.7	+1:26.6	76	9:32.2	+1:11.5	=52	8:36.9	+1:07.7	58			
Shooting		2	32.0	+9.0	=49	1	22.0	+1.0	=3	3	54.0	+10.0	=12
Range Time			1:44.6	+57.9	78		1:10.4	+24.4	30		2:55.0	+1:20.1	61
Course Time			7:46.1	+43.6	54		8:21.8	+54.7	=62		8:36.9	+1:07.7	58
											24:44.8	+2:27.5	65
68	30	ISA Hidenori	JPN						3	27:42.2	+3:34.4	68	
Cumulative Time		8:55.0	+50.9	=44	18:43.9	+2:12.9	57				27:42.2	+3:34.4	68
Loop Time		8:55.0	+50.9	=44	9:48.9	+1:28.2	=65	8:58.3	+1:29.1	82			
Shooting		1	36.0	+13.0	=70	2	34.0	+13.0	=65	3	1:10.0	+26.0	=71
Range Time			1:22.7	+36.0	58		1:49.9	+1:03.9	78		3:12.6	+1:37.7	75
Course Time			7:32.3	+29.8	34		7:59.0	+31.9	29		8:58.3	+1:29.1	82
											24:29.6	+2:12.3	58
69	81	WEGER Benjamin	SUI						3	27:43.6	+3:35.8	69	
Cumulative Time		9:58.0	+1:53.9	85	19:11.3	+2:40.3	70				27:43.6	+3:35.8	69
Loop Time		9:58.0	+1:53.9	85	9:13.3	+52.6	27	8:32.3	+1:03.1	50			
Shooting		3	36.0	+13.0	=70	0	26.0	+5.0	=16	3	1:02.0	+18.0	=45
Range Time			2:08.4	+1:21.7	85		53.7	+7.7	16		3:02.1	+1:27.2	=67
Course Time			7:49.6	+47.1	63		8:19.6	+52.5	56		8:32.3	+1:03.1	50
											24:41.5	+2:24.2	62
70	1	PINZARU Victor	MDA						1	27:52.6	+3:44.8	70	
Cumulative Time		9:31.3	+1:27.2	77	19:03.5	+2:32.5	65				27:52.6	+3:44.8	70
Loop Time		9:31.3	+1:27.2	77	9:32.2	+1:11.5	=52	8:49.1	+1:19.9	76			
Shooting		1	42.0	+19.0	=84	0	34.0	+13.0	=65	1	1:16.0	+32.0	=79
Range Time			1:34.3	+47.6	69		1:02.3	+16.3	24		2:36.6	+1:01.7	45
Course Time			7:57.0	+54.5	70		8:29.9	+1:02.8	70		8:49.1	+1:19.9	76
											25:16.0	+2:58.7	75
71	17	FOURCADE Simon	FRA						4	27:53.0	+3:45.2	71	
Cumulative Time		9:04.6	+1:00.5	59	19:09.9	+2:38.9	68				27:53.0	+3:45.2	71
Loop Time		9:04.6	+1:00.5	59	10:05.3	+1:44.6	70	8:43.1	+1:13.9	70			
Shooting		1	59.0	+36.0	88	3	32.0	+11.0	=56	4	1:31.0	+47.0	87
Range Time			1:46.7	+1:00.0	81		2:04.8	+1:18.8	81		3:51.5	+2:16.6	86
Course Time			7:17.9	+15.4	18		8:00.5	+33.4	=31		8:43.1	+1:13.9	70
											24:01.5	+1:44.2	36
72	68	KENESHEV Dias	KAZ						1	28:04.6	+3:56.8	72	
Cumulative Time		9:23.0	+1:18.9	73	19:30.8	+2:59.8	75				28:04.6	+3:56.8	72
Loop Time		9:23.0	+1:18.9	73	10:07.8	+1:47.1	71	8:33.8	+1:04.6	=53			
Shooting		0	42.0	+19.0	=84	1	40.0	+19.0	82	1	1:22.0	+38.0	84
Range Time			1:10.3	+23.6	33		1:29.7	+43.7	62		2:40.0	+1:05.1	50
Course Time			8:12.7	+1:10.2	81		8:38.1	+1:11.0	80		8:33.8	+1:04.6	=53
											25:24.6	+3:07.3	78



COMPETITION ANALYSIS / ANALYSE DE LA COMPÉTITION

SUN 14 FEB 2010 / DIM 14 FEV 2010 START TIME / DEBUT 11:15 END TIME / FINI A 12:26

Rank	Bib	Name	NOC Code			T							
Loop 1			Loop 2			Loop 3			Result	Behind	Rank		
Time	Behind	Rank	Time	Behind	Rank	Time	Behind	Rank					
73	45	PUURUNEN Paavo	FIN						4	28:04.8	+3:57.0	73	
Cumulative Time	9:17.9	+1:13.8	69	19:33.4	+3:02.4	77				28:04.8	+3:57.0	73	
Loop Time	9:17.9	+1:13.8	69	10:15.5	+1:54.8	74	8:31.4	+1:02.2	49				
Shooting	2	37.0	+14.0 =77	2	28.0	+7.0 =35				4	1:05.0	+21.0 =58	
Range Time	1:45.1	+58.4	79	1:40.0	+54.0	68					3:25.1	+1:50.2 =79	
Course Time	7:32.8	+30.3	=35	8:35.5	+1:08.4	77	8:31.4	+1:02.2	49		24:39.7	+2:22.4	60
74	74	KALDVEE Martten	EST						3	28:07.7	+3:59.9	74	
Cumulative Time	9:45.4	+1:41.3	=81	19:25.9	+2:54.9	74				28:07.7	+3:59.9	74	
Loop Time	9:45.4	+1:41.3	=81	9:40.5	+1:19.8	61	8:41.8	+1:12.6	67				
Shooting	2	30.0	+7.0 =29	1	27.0	+6.0 =24				3	57.0	+13.0 =28	
Range Time	1:42.3	+55.6	=76	1:14.5	+28.5	=39					2:56.8	+1:21.9	63
Course Time	8:03.1	+1:00.6	76	8:26.0	+58.9	68	8:41.8	+1:12.6	67		25:10.9	+2:53.6	72
75	50	SIMOCKO Dusan	SVK						3	28:11.4	+4:03.6	75	
Cumulative Time	8:52.4	+48.3	40	19:20.0	+2:49.0	72				28:11.4	+4:03.6	75	
Loop Time	8:52.4	+48.3	40	10:27.6	+2:06.9	81	8:51.4	+1:22.2	77				
Shooting	1	25.0	+2.0 =3	2	31.0	+10.0 =50				3	56.0	+12.0 =24	
Range Time	1:15.9	+29.2	=41	1:48.1	+1:02.1	76					3:04.0	+1:29.1	71
Course Time	7:36.5	+34.0	43	8:39.5	+1:12.4	82	8:51.4	+1:22.2	77		25:07.4	+2:50.1	69
76	77	MATIASKO Miroslav	SVK						4	28:15.9	+4:08.1	76	
Cumulative Time	9:19.1	+1:15.0	70	19:50.5	+3:19.5	81				28:15.9	+4:08.1	76	
Loop Time	9:19.1	+1:15.0	70	10:31.4	+2:10.7	82	8:25.4	+56.2	46				
Shooting	1	34.0	+11.0 =58	3	34.0	+13.0 =65				4	1:08.0	+24.0 =63	
Range Time	1:24.5	+37.8	60	2:09.0	+1:23.0	85					3:33.5	+1:58.6	82
Course Time	7:54.6	+52.1	69	8:22.4	+55.3	64	8:25.4	+56.2	46		24:42.4	+2:25.1	63
77	69	DERKACH Vyacheslav	UKR						3	28:22.9	+4:15.1	77	
Cumulative Time	8:58.2	+54.1	51	19:37.4	+3:06.4	78				28:22.9	+4:15.1	77	
Loop Time	8:58.2	+54.1	51	10:39.2	+2:18.5	85	8:45.5	+1:16.3	72				
Shooting	0	28.0	+5.0 =14	3	29.0	+8.0 =44				3	57.0	+13.0 =28	
Range Time	54.5	+7.8	=10	2:05.5	+1:19.5	82					3:00.0	+1:25.1	66
Course Time	8:03.7	+1:01.2	77	8:33.7	+1:06.6	75	8:45.5	+1:16.3	72		25:22.9	+3:05.6	77
78	41	PIKSONS Edgars	LAT						2	28:23.0	+4:15.2	78	
Cumulative Time	8:52.9	+48.8	41	19:10.0	+2:39.0	69				28:23.0	+4:15.2	78	
Loop Time	8:52.9	+48.8	41	10:17.1	+1:56.4	75	9:13.0	+1:43.8	86				
Shooting	1	39.0	+16.0 =81	1	34.0	+13.0 =65				2	1:13.0	+29.0 =76	
Range Time	1:25.3	+38.6	62	1:27.5	+41.5	60					2:52.8	+1:17.9	58
Course Time	7:27.6	+25.1	31	8:49.6	+1:22.5	84	9:13.0	+1:43.8	86		25:30.2	+3:12.9	79
79	60	JONSSON Magnus	SWE						3	28:29.2	+4:21.4	79	
Cumulative Time	9:09.4	+1:05.3	66	19:52.2	+3:21.2	82				28:29.2	+4:21.4	79	
Loop Time	9:09.4	+1:05.3	66	10:42.8	+2:22.1	86	8:37.0	+1:07.8	59				
Shooting	0	36.0	+13.0 =70	3	32.0	+11.0 =56				3	1:08.0	+24.0 =63	
Range Time	1:05.2	+18.5	31	2:06.7	+1:20.7	83					3:11.9	+1:37.0	74
Course Time	8:04.2	+1:01.7	78	8:36.1	+1:09.0	78	8:37.0	+1:07.8	59		25:17.3	+3:00.0	76
80	12	TAGSCHERER Imre	HUN						4	28:38.8	+4:31.0	80	
Cumulative Time	9:31.7	+1:27.6	78	19:44.5	+3:13.5	80				28:38.8	+4:31.0	80	
Loop Time	9:31.7	+1:27.6	78	10:12.8	+1:52.1	73	8:54.3	+1:25.1	79				
Shooting	2	36.0	+13.0 =70	2	39.0	+18.0 =80				4	1:15.0	+31.0	78
Range Time	1:48.3	+1:01.6	82	1:48.2	+1:02.2	77					3:36.5	+2:01.6	84
Course Time	7:43.4	+40.9	52	8:24.6	+57.5	65	8:54.3	+1:25.1	79		25:02.3	+2:45.0	67
81	16	PETROVIC Milanko	SRB						4	28:38.9	+4:31.1	81	
Cumulative Time	8:56.9	+52.8	49	19:31.9	+3:00.9	76				28:38.9	+4:31.1	81	
Loop Time	8:56.9	+52.8	49	10:35.0	+2:14.3	83	9:07.0	+1:37.8	85				
Shooting	1	34.0	+11.0 =58	3	42.0	+21.0 =83				4	1:16.0	+32.0 =79	
Range Time	1:20.9	+34.2	=53	2:13.6	+1:27.6	86					3:34.5	+1:59.6	83
Course Time	7:36.0	+33.5	41	8:21.4	+54.3	61	9:07.0	+1:37.8	85		25:04.4	+2:47.1	68



COMPETITION ANALYSIS / ANALYSE DE LA COMPÉTITION

SUN 14 FEB 2010 / DIM 14 FEV 2010 START TIME / DEBUT 11:15 END TIME / FINI A 12:26

Rank	Bib	Name	NOC Code			T							
		Loop 1			Loop 2			Loop 3			Result	Behind	Rank
		Time	Behind	Rank	Time	Behind	Rank	Time	Behind	Rank			
82	80	KENANOV Miroslav	BUL						1	28:40.2	+4:32.4	82	
Cumulative Time		9:54.5	+1:50.4	84	19:39.3	+3:08.3	79				28:40.2	+4:32.4	82
Loop Time		9:54.5	+1:50.4	84	9:44.8	+1:24.1	63	9:00.9	+1:31.7	83			
Shooting		1	32.0	+9.0	=49	0	26.0	+5.0	=16	1	58.0	+14.0	=33
Range Time			1:25.4	+38.7	63		54.3	+8.3	19		2:19.7	+44.8	31
Course Time			8:29.1	+1:26.6	88		8:50.5	+1:23.4	85		9:00.9	+1:31.7	83
83	61	ILIEV Vladimir	BUL						3	28:45.0	+4:37.2	83	
Cumulative Time		9:34.5	+1:30.4	80	19:57.4	+3:26.4	83				28:45.0	+4:37.2	83
Loop Time		9:34.5	+1:30.4	80	10:22.9	+2:02.2	80	8:47.6	+1:18.4	74			
Shooting		1	34.0	+11.0	=58	2	30.0	+9.0	49	3	1:04.0	+20.0	=55
Range Time			1:25.5	+38.8	64		1:44.1	+58.1	73		3:09.6	+1:34.7	72
Course Time			8:09.0	+1:06.5	80		8:38.8	+1:11.7	81		8:47.6	+1:18.4	74
84	78	BRAICHENKO Nikolay	KAZ						3	28:52.0	+4:44.2	84	
Cumulative Time		9:45.4	+1:41.3	=81	20:03.9	+3:32.9	84				28:52.0	+4:44.2	84
Loop Time		9:45.4	+1:41.3	=81	10:18.5	+1:57.8	78	8:48.1	+1:18.9	75			
Shooting		1	35.0	+12.0	=65	2	34.0	+13.0	=65	3	1:09.0	+25.0	=67
Range Time			1:24.2	+37.5	59		1:46.9	+1:00.9	75		3:11.1	+1:36.2	73
Course Time			8:21.2	+1:18.7	=85		8:31.6	+1:04.5	73		8:48.1	+1:18.9	75
85	57	SZCZUREK Lukasz	POL						2	29:02.0	+4:54.2	85	
Cumulative Time		9:50.7	+1:46.6	83	20:08.5	+3:37.5	85				29:02.0	+4:54.2	85
Loop Time		9:50.7	+1:46.6	83	10:17.8	+1:57.1	76	8:53.5	+1:24.3	78			
Shooting		1	36.0	+13.0	=70	1	33.0	+12.0	=61	2	1:09.0	+25.0	=67
Range Time			1:30.6	+43.9	67		1:24.7	+38.7	57		2:55.3	+1:20.4	62
Course Time			8:20.1	+1:17.6	84		8:53.1	+1:26.0	86		8:53.5	+1:24.3	78
86	35	SLETTEMARK Oystein	DEN						7	30:55.8	+6:48.0	86	
Cumulative Time		10:08.6	+2:04.5	86	21:58.7	+5:27.7	88				30:55.8	+6:48.0	86
Loop Time		10:08.6	+2:04.5	86	11:50.1	+3:29.4	88	8:57.1	+1:27.9	81			
Shooting		3	48.0	+25.0	86	4	1:02.0	+41.0	88	7	1:50.0	+1:06.0	88
Range Time			2:18.7	+1:32.0	88		3:06.3	+2:20.3	88		5:25.0	+3:50.1	88
Course Time			7:49.9	+47.4	65		8:43.8	+1:16.7	83		8:57.1	+1:27.9	81
87	28	ALMOUKOV Alexei	AUS						4	30:57.9	+6:50.1	87	
Cumulative Time		10:17.1	+2:13.0	87	20:54.7	+4:23.7	86				30:57.9	+6:50.1	87
Loop Time		10:17.1	+2:13.0	87	10:37.6	+2:16.9	84	10:03.2	+2:34.0	87			
Shooting		3	35.0	+12.0	=65	1	28.0	+7.0	=35	4	1:03.0	+19.0	=51
Range Time			2:10.7	+1:24.0	86		1:26.0	+40.0	58		3:36.7	+2:01.8	85
Course Time			8:06.4	+1:03.9	79		9:11.6	+1:44.5	88		10:03.2	+2:34.0	87
Did not finish													
52		TSAKIRIS Athanassios	GRE						5				
Cumulative Time		10:32.3	+2:28.2	88	21:50.5	+5:19.5	87						
Loop Time		10:32.3	+2:28.2	88	11:18.2	+2:57.5	87						
Shooting		2	52.0	+29.0	87	3	33.0	+12.0	=61	5	1:25.0	+41.0	85
Range Time			2:11.1	+1:24.4	87		2:19.1	+1:33.1	87		4:30.2	+2:55.3	87
Course Time			8:21.2	+1:18.7	=85		8:59.1	+1:32.0	87				

LEGEND

= Equal sign indicates that two or more competitors share the same rank
T Total penalties



MEN'S WORLD CUP SPRINT SCORES POINTAGES DE SPRINT DE LA COUPE DU MONDE HOMMES

As of SUN 14 FEB 2010 / En date du DIM 14 FEV 2010

INTERMEDIATE AFTER 7 COMPETITIONS

World Cup Events

1 Oestersund, Men 10 km Sprint	5 DEC 2009	6 Antholz-Anterselva, Men 10 km Sprint	23 JAN 2010
2 Hochfilzen, Men 10 km Sprint	11 DEC 2009	7 Vancouver, Men's 10 km Sprint	14 FEB 2010
3 Pokljuka, Men 10 km Sprint	19 DEC 2009	8 Kontiolahti, Men 10 km Sprint	13 MAR 2010
4 Oberhof, Men 10 km Sprint	9 JAN 2010	9 Oslo Holmenkollen, Men 10 km Sprint	18 MAR 2010
5 Ruhpolding, Men 10 km Sprint	14 JAN 2010	10 Khanty-Mansiysk, Men 10 km Sprint	26 MAR 2010

Rank	Name	NOC Code	Total	1	2	3	4	5	6	7	8	9	10
1	SVENDSEN Emil Hegle	NOR	240	2/54	9/32		5/40	1/60		2/54			
2	BJOERNDALEN Ole Einar	NOR	225	1/60	1/60		14/27	2/54		17/24			
3	GREIS Michael	GER	209	5/40	23/18	12/29	2/54	3/48		21/20			
4	USTYUGOV Evgeny	RUS	204	39/2	3/48	7/36	1/60	9/32	48	15/26			
5	TCHEREZOV Ivan	RUS	201		25/16	1/60	8/34	7/36	17/24	10/31			
6	LANDERTINGER Dominik	AUT	199	28/13	13/28	2/54	65	4/43	2/54	34/7			
7	FOURCADE Simon	FRA	187	9/32	10/31	6/38	22/19	5/40	14/27	71			
8	PEIFFER Arnd	GER	168	10/31	=14/27	9/32	38/3	30/11	1/60	37/4			
9	EDER Simon	AUT	163	13/28	7/36	=10/31	39/2	37/4	9/32	11/30			
10	SHIPULIN Anton	RUS	162	=41	44	5/40	6/38	11/30	4/43	30/11			
11	SUMANN Christoph	AUT	161	7/36	6/38	103	20/21	10/31	35/6	12/29			
12	BURKE Tim	USA	155	3/48	20/21	8/34	19/22	31/10	21/20	47			
13	BAUER Klemen	SLO	155	15/26	98	13/28	12/29	12/29	41	4/43			
14	FOURCADE Martin	FRA	145	8/34	12/29	DNS	84	6/38	6/38	35/6			
15	DERYZEMLYA Andriy	UKR	141	17/24	37/4	14/27	21/20		15/26	5/40			
16	STEPHAN Christoph	GER	130	4/43	96	76	72	24/17	3/48	19/22			
17	KRUGLOV Nikolay	RUS	126	49	2/54	30/11	9/32	52	12/29				
18	BIRNBACHER Andreas	GER	124	6/38	32/9	21/20	=43	33/8	10/31	23/18			
19	HANEVOLD Halvard	NOR	119	30/11	8/34	=60	4/43	27/14		24/17			
20	BERGMAN Carl Johan	SWE	112	16/25	17/24	32/9	3/48	35/6		42			
21	JAY Vincent	FRA	109	=41	84	34/7	37/4	22/19	22/19	1/60			
22	OS Alexander	NOR	103	18/23	31/10	18/23	10/31	25/16					
23	DEFRASNE Vincent	FRA	98	23/18	=14/27	44	24/17		7/36	53			
24	TEELA Jeremy	USA	94	90	107	=26/15	18/23	17/24		9/32			
25	TCHOUDOV Maxim	RUS	92	=85	4/43	73	47	8/34	26/15	63			
26	FERRY Bjorn	SWE	87	98	21/20	20/21		29/12		8/34			
27	BERGER Lars	NOR	85	24/17	5/40	48	13/28	DNS	57	46			
28	SEMENOV Serhiy	UKR	83			19/22	16/25		13/28	33/8			
29	FREI Thomas	SUI	80	37/4	93	3/48	42	95		13/28			
30	SIKORA Tomasz	POL	80	14/27	72	43	30/11		11/30	29/12			
31	MESOTITSCH Daniel	AUT	75	33/8	46	36/5	40/1	20/21	5/40	45			
32	BOE Tarjei	NOR	74			4/43	25/16	26/15					
33	LEGUELLEC Jean Philippe	CAN	73	12/29	124	35/6		98	=53	6/38			
34	NOVIKOV Sergey	BLR	72	54	27/14	15/26	11/30	40/1		=40/1			
35	SOUKUP Jaroslav	CZE	67	72	22/19	52		15/26	19/22	52			
36	EBERHARD Tobias	AUT	66	66	16/25	112	35/6	14/27	33/8				
37	FAK Jakob	CRO	65	65	63	78		=61	24/17	3/48			
38	SEDNEV Serguei	UKR	64	52	70	=26/15	34/7		18/23	22/19			
39	BRICIS Ilmars	LAT	62	34/7	97		57	13/28		14/27			
40	LINDSTROM Fredrik	SWE	62	19/22	51	24/17	96	21/20		38/3			
41	HURAJT Pavol	SVK	61	44	36/5	62	71	32/9	=30/11	7/36			
42	HALLENBARTER Simon	SUI	61	38/3	28/13	81	29/12	=38/3	36/5	16/25			
43	ANDRESEN Frode	NOR	58			17/24			8/34				
44	VASILYEV Victor	RUS	57	25/16	18/23	23/18	48		77				
45	VALIULLIN Rustam	BLR	56	63	11/30	89	15/26	56		43			
46	PINTER Friedrich	AUT	52	DNS	35/6	22/19	53	23/18	32/9				
47	de LORENZI Christian	ITA	43	=74	19/22	67		36/5	25/16	61			



MEN'S WORLD CUP SPRINT SCORES POINTAGES DE SPRINT DE LA COUPE DU MONDE HOMMES

As of SUN 14 FEB 2010 / En date du DIM 14 FEV 2010

Rank	Name	NOC Code	Total	1	2	3	4	5	6	7	8	9	10
48	MORAVEC Ondrej	CZE	42	83	47	31/10		34/7	16/25	67			
49	BOCKLI Claudio	SUI	40	46	59	29/12	68	16/25	38/3				
50	HOFER Lukas	ITA	38	20/21	24/17	71		51	46	56			
51	KALDVEE Martten	EST	36			118	7/36	79	83	74			
52	ISA Hidenori	JPN	36	36/5	79	=10/31	60	55	85	68			
53	WOLF Alexander	GER	36	61	73	45	61	18/23	28/13				
54	TOBRELUTS Indrek	EST	36	27/14	40/1	59		77	=30/11	31/10			
55	SLESINGR Michal	CZE	35	48	56	54		71	29/12	18/23			
56	SIMMEN Matthias	SUI	35	21/20	45	51	55	68	51	26/15			
57	SYMAN Alexandr	BLR	34	62	54	100	28/13	63		20/21			
58	ANEV Krasimir	BUL	32	93	67	25/16	54	66		25/16			
59	PUURUNEN Paavo	FIN	32	32/9	26/15	33/8			42	73			
60	ROESCH Michael	GER	32	31/10	33/8	106			27/14				
61	SIMOCKO Dusan	SVK	31	97	80			28/13	23/18	75			
62	HAFSAS Ronny	NOR	30	11/30	49	=60							
63	ABRAMENKO Evgeny	BLR	27	67		28/13	27/14	85		49			
64	NILSSON Mattias	SWE	26	26/15	30/11	90	=49	45					
65	LESSING Roland	EST	25	60	86	16/25		44		62			
66	BEATRIX Jean Guillaume	FRA	24	59	75		17/24	57					
67	WEGER Benjamin	SUI	22					19/22	64	69			
68	CHERVYHKOV Aleksandr	KAZ	22		29/12	40/1	32/9	49	56	51			
69	BEDARD Marc-Andre	CAN	21			64		88	20/21				
70	WINDISCH Markus	ITA	19	22/19	78	65			49	44			
71	ANTILA Timo	FIN	19	87	83		23/18	53	52	=40/1			
72	MARIC Janez	SLO	17	84	48	58	=49	=38/3	47	27/14			
73	ARMGREN Ted	SWE	16				26/15	48	40/1				
74	VITEK Zdenek	CZE	13			85		89	44	28/13			
75	JONSSON Magnus	SWE	12	29/12	43	47		70		79			
76	SIAMIONAU Mikhail	BLR	10	95	68	86	31/10	=83					
77	ZHANG Chengye	CHN	9	DNS	74	55	73	90		32/9			
78	NARUSK Prit	EST	8				33/8	121					
79	BAILEY Lowell	USA	8	53	87	38/3		93	68	36/5			
80	GREEN Brendan	CAN	7	58	55	46		78	34/7				
81	KLETCHEROV Michail	BUL	7	51	34/7	93	52	75		59			
82	HOLUBEC Tomas	CZE	6	35/6	50	97		87	80				
83	NAGAI Junji	JPN	5	64	90	63	36/5	65	=53				
84	GJEDREM Hans Martin	NOR	4			41			37/4				
85	RUPNIK Vasja	SLO	4	76	42	37/4	66	76	50	57			
86	COLA Mattia	ITA	4	55		39/2		73	39/2	60			
87	SAVITSKIY Yan	KAZ	4	101	39/2			99	86	39/2			
88	HAKKINEN Jay	USA	3	43	38/3		64	80	81	54			
89	BRATTSVEEN Rune	NOR	1	40/1	88								

NOTES

Numbers separated by a slash indicate World Cup rank / points. Number of points awarded for each rank is shown in the table below:

Rank	1	2	3	4	5	6	7	8	9	10	11	12	13	14	15	16	17	18	19	20	21	22	23	24	25	26	27	28	...	40
Points	60	54	48	43	40	38	36	34	32	31	30	29	28	27	26	25	24	23	22	21	20	19	18	17	16	15	14	13	...	1

LEGEND

DNS Did not start



MEN'S WORLD CUP TOTAL SCORES / POINTAGES TOTAUX DE LA COUPE DU MONDE HOMMES

As of SUN 14 FEB 2010 / En date du DIM 14 FEV 2010

INTERMEDIATE AFTER 15 COMPETITIONS

World Cup Events								
1	Oestersund, Men 20 km Individual	3 DEC 2009	10	Ruhpolding, Men 10 km Sprint	14 JAN 2010	19	Kontiolahti, Men 10 km Sprint	13 MAR 2010
2	Oestersund, Men 10 km Sprint	5 DEC 2009	11	Ruhpolding, Men 15 km Mass Start	16 JAN 2010	20	Kontiolahti, Men 12.5 km Pursuit	14 MAR 2010
3	Hochfilzen, Men 10 km Sprint	11 DEC 2009	12	Antholz-Anterselva, Men 20 km Individual	21 JAN 2010	21	Oslo Holmenkollen, Men 10 km Sprint	18 MAR 2010
4	Hochfilzen, Men 12.5 km Pursuit	12 DEC 2009	13	Antholz-Anterselva, Men 10 km Sprint	23 JAN 2010	22	Oslo Holmenkollen, Men 12.5 km Pursuit	20 MAR 2010
5	Pokljuka, Men 20 km Individual	17 DEC 2009	14	Antholz-Anterselva, Men 12.5 km Pursuit	24 JAN 2010	23	Oslo Holmenkollen, Men 15 km Mass Start	21 MAR 2010
6	Pokljuka, Men 10 km Sprint	19 DEC 2009	15	Vancouver, Men's 10 km Sprint	14 FEB 2010	24	Khanty-Mansiysk, Men 10 km Sprint	26 MAR 2010
7	Pokljuka, Men 12.5 km Pursuit	20 DEC 2009	16	Vancouver, Men's 12.5 km Pursuit	16 FEB 2010	25	Khanty-Mansiysk, Men 15 km Mass Start	27 MAR 2010
8	Oberhof, Men 10 km Sprint	9 JAN 2010	17	Vancouver, Men's 20 km Individual	18 FEB 2010			
9	Oberhof, Men 15 km Mass Start	10 JAN 2010	18	Vancouver, Men's 15 km Mass Start	21 FEB 2010			

Rank	Name	NOC Code	Total	1	2	3	4	5	6	7	8	9	10	11	12	13	14	15	16	17	18	19	20	21	22	23	24	25
1	USTYUGOV Evgeny	RUS	440	14/27	39/2	3/48	5/40	31/10	7/36	1/60	1/60	4/43	9/32	2/54		48	39/2	15/26										
2	SVENDSEN Emil Hegle	NOR	438	1/60	2/54	9/32	1/60				5/40	23/18	1/60	1/60				2/54										
3	SUMANN Christoph	AUT	433	3/48	7/36	6/38	4/43	1/60	103		20/21	14/27	10/31	7/36	13/28	35/6	11/30	12/29										
4	FOURCADE Simon	FRA	429	16/25	9/32	10/31	8/34	2/54	6/38	9/32	22/19	7/36	5/40	14/27	14/27	8/34	71											
5	PEIFFER Arnd	GER	399	65	10/31	=14/27	27/14	18/23	9/32	5/40	38/3	5/40	30/11	4/43	24/17	1/60	2/54	37/4										
6	LANDERTINGER Dominik	AUT	394	17/24	28/13	13/28	20/21	DNS	2/54	4/43	65	16/25	4/43	8/34		2/54	3/48	34/7										
7	BURKE Tim	USA	393	2/54	3/48	20/21	10/31	14/27	8/34	6/38	19/22	2/54	31/10	19/22	29/12	21/20	DNS	47										
8	EDER Simon	AUT	388	42	13/28	7/36	2/54	DNS	=10/31	3/48	39/2	18/23	37/4	3/48	12/29	9/32	18/23	11/30										
9	BJOERNDALEN Ole Einar	NOR	371	=43	1/60	1/60	3/48				14/27	1/60	2/54	6/38			17/24											
10	TCHEREZOV Ivan	RUS	357	77		25/16	22/19	15/26	1/60	8/34	8/34	17/24	7/36	17/24		17/24	12/29	10/31										
11	FOURCADE Martin	FRA	345	7/36	8/34	12/29	14/27	DNS	DNS		84	21/20	6/38	5/40	8/34	6/38	4/43	35/6										
12	GREIS Michael	GER	327	9/32	5/40	23/18	26/15	21/20	12/29	DNS	2/54	11/30	3/48	20/21	DNS		21/20											
13	SHIPULIN Anton	RUS	316	22/19	=41	44	30/11	26/15	5/40	25/16	6/38	13/28	11/30	12/29	DNS	4/43	7/36	30/11										
14	MESOTITSCH Daniel	AUT	314	=30/11	33/8	46	16/25	8/34	36/5	29/12	40/1	26/15	20/21	13/28	2/54	5/40	1/60	45										
15	JAY Vincent	FRA	285	23/18	=41	84		5/40	34/7	11/30	37/4	22/19	22/19	11/30	27/14	22/19	16/25	1/60										
16	OS Alexander	NOR	274	12/29	18/23	31/10	44	3/48	18/23	17/24	10/31	6/38	25/16	9/32														
17	KRUGLOV Nikolay	RUS	261	50	49	2/54	6/38	40/1	30/11	26/15	9/32	8/34	52	28/13	33/8	12/29	15/26											
18	SIKORA Tomasz	POL	256	71	14/27	72		6/38	43	16/25	30/11	3/48			14/27	11/30	6/38	29/12										
19	TCHOUDOV Maxim	RUS	253	=4/43	=85	4/43	13/28	DNS	73	47	12/29	8/34	16/25		7/36	26/15	52	63										
20	SEDNEV Serguei	UKR	244	19/22	52	70		9/32	=26/15	18/23	34/7	30/11			1/60	18/23	9/32	22/19										
21	BIRNBACHER Andreas	GER	241	55	6/38	32/9	28/13	22/19	21/20	39/2	=43	27/14	33/8	10/31	31/10	10/31	13/28	23/18										
22	FERRY Bjorn	SWE	240	6/38	98	21/20	7/36	12/29	20/21	14/27			29/12	18/23			8/34											
23	DERYZEMLYA Andriy	UKR	233	106	17/24	37/4	29/12	16/25	14/27	34/7	21/20	24/17			16/25	15/26	35/6	5/40										
24	BAUER Klemen	SLO	232	41	15/26	98		80	13/28	7/36	12/29	15/26	12/29	29/12	44	41	38/3	4/43										
25	HANEVOLD Halvard	NOR	217	97	30/11	8/34	11/30	=60	24/17	4/43	10/31	27/14	21/20															
26	BERGER Lars	NOR	209	8/34	24/17	5/40	9/32		48	15/26	13/28	9/32	DNS			57	DNS	46										
27	STEPHAN Christoph	GER	208	=53	4/43	96		41	76		72		24/17		6/38	3/48	5/40	19/22										
28	PINTER Friedrich	AUT	192	=4/43	DNS	35/6	23/18	23/18	22/19	23/18	53	29/12	23/18	23/18	DNS	32/9	28/13											
29	SOUKUP Jaroslav	CZE	189	35/6	72	22/19	24/17	30/11	52	33/8			15/26	26/15	4/43	19/22	19/22	52										
30	LEGUELLEC Jean Philippe	CAN	183	10/31	12/29	124		44	35/6	13/28		19/22	98	22/19	39/2	=53	33/8	6/38										
31	BERGMAN Carl Johan	SWE	175	58	16/25	17/24	21/20	DNF	32/9	37/4	3/48	28/13	35/6	15/26				42										



MEN'S WORLD CUP TOTAL SCORES / POINTAGES TOTAUX DE LA COUPE DU MONDE HOMMES

As of SUN 14 FEB 2010 / En date du DIM 14 FEV 2010

Rank	Name	NOC Code	Total	1	2	3	4	5	6	7	8	9	10	11	12	13	14	15	16	17	18	19	20	21	22	23	24	25
32	NOVIKOV Sergey	BLR	164	21/20	54	27/14	18/23	47	15/26	22/19	11/30	25/16	40/1	27/14														=40/1
33	DEFRASNE Vincent	FRA	159	59	23/18	=14/27	19/22	57	44	DNS	24/17				21/20	7/36	22/19	53										
34	HURAJT Pavol	SVK	153	34/7	44	36/5	53	10/31	62		71		32/9		5/40	=30/11	27/14	7/36										
35	WOLF Alexander	GER	139	11/30	61	73		20/21	45	30/11	61		18/23		17/24	28/13	24/17											
36	EBERHARD Tobias	AUT	135	26/15	66	16/25	45	56	112		35/6		14/27		18/23	33/8	10/31											
37	ANDRESEN Frode	NOR	134					7/36	17/24	19/22						8/34	23/18											
38	VASILYEV Victor	RUS	133	72	25/16	18/23	31/10	13/28	23/18	52	48	20/21		24/17	41	77												
39	SLESINGR Michal	CZE	123	=30/11	48	56	39/2	4/43	54	57			71		9/32	29/12	54	18/23										
40	BOE Tarjei	NOR	118					=37/4	4/43	12/29	25/16		26/15	30/11														
41	LINDSTROM Fredrik	SWE	118	39/2	19/22	51	43	24/17	24/17	20/21	96		21/20	25/16													38/3	
42	TEELA Jeremy	USA	104	88	90	107		51	=26/15	31/10	18/23		17/24														9/32	
43	SEMENOV Serhiy	UKR	103					50	19/22	21/20	16/25				48	13/28	49	33/8										
44	HOFER Lukas	ITA	99	60	20/21	24/17	15/26	94	71				51		15/26	46	32/9	56										
45	FREI Thomas	SUI	96	38/3	37/4	93		28/13	3/48	41	42		95														13/28	
46	de LORENZI Christian	ITA	92	32/9	=74	19/22	12/29	108	67				36/5		47	25/16	30/11	61										
47	FAK Jakov	CRO	89	48	65	63		48	78				=61		55	24/17	17/24	3/48										
48	BRICIS Ilmars	LAT	86	25/16	34/7	97		33/8			57		13/28															14/27
49	PUURUNEN Paavo	FIN	83	27/14	32/9	26/15	25/16	42	33/8	27/14					62	42	34/7	73										
50	HALLENBARTER Simon	SUI	82	89	38/3	28/13	46	53	81		29/12		=38/3		49	36/5	20/21	16/25										
51	NILSSON Mattias	SWE	80	63	26/15	30/11	17/24	11/30	90		=49		45															
52	LESSING Roland	EST	79	61	60	86		78	16/25	2/54			44		83		62											
53	MARIC Janez	SLO	70	15/26	84	48	58	52	58	35/6	=49		=38/3		20/21	47	45	27/14										
54	CHERVYHKOV Aleksandr	KAZ	66	33/8		29/12	32/9	34/7	40/1	28/13	32/9		49		34/7	56	53	51										
55	MORAVEC Ondrej	CZE	64	29/12	83	47	52	88	31/10	45			34/7		57	16/25	31/10	67										
56	SIMMEN Matthias	SUI	64	45	21/20	45	37/4	35/6	51	51	55		68		22/19	51	48	26/15										
57	VALIULLIN Rustam	BLR	62	100	63	11/30	35/6	77	89		15/26		56															43
58	GREEN Brendan	CAN	56	84	58	55	56	64	46	54			78		19/22	34/7	14/27											
59	GJEDREM Hans Martin	NOR	51					29/12	41	42					26/15	37/4	21/20											
60	ISA Hidenori	JPN	50	76	36/5	79		27/14	=10/31	43	60		55		45	85	68											
61	ABRAMENKO Evgeny	BLR	50	81	67			19/22	28/13	40/1	27/14		85															49
62	BOEUF Alexis	FRA	48	91	56	76									3/48	65												
63	SIMOCKO Dusan	SVK	47	=53	97	80							28/13		72	23/18	25/16	75										
64	ANEV Krasimir	BUL	45	37/4	93	67		101	25/16	32/9	54		66															25/16
65	BOCKLI Claudio	SUI	44	66	46	59	59	90	29/12	55	68		16/25		61	38/3	37/4											
66	SCHEMPP Simon	GER	39		57	57	33/8	43	42	10/31	56		60			89												
67	ROESCH Michael	GER	38	=46	31/10	33/8	38/3	54	106						38/3	27/14	44											
68	KALDVEE Martten	EST	36	110				83	118		7/36		79			83	74											
69	TOBRELUTS Indrek	EST	36		27/14	40/1	42		59	DNS			77		DNS	=30/11	47	31/10										
70	SYMAN Alexandr	BLR	35	62	62	54	40/1	73	100		28/13		63															20/21
71	HOLUBEC Tomas	CZE	34	13/28	35/6	50	57	66	97				87		46	80												
72	HAFSAS Ronny	NOR	33	57	11/30	49	47	46	=60	38/3																		
73	DOSTAL Roman	CZE	31		79	99		82	68				54		10/31	66												
74	BILANENKO Olexander	UKR	31	18/23	DNF	60	34/7	61							74	45	40/1											
75	DOKL Peter	SLO	30	102	73	52	DNF	110	77		91		94		11/30	61	58											



MEN'S WORLD CUP TOTAL SCORES / POINTAGES TOTAUX DE LA COUPE DU MONDE HOMMES

As of SUN 14 FEB 2010 / En date du DIM 14 FEV 2010

Rank	Name	NOC Code	Total	1	2	3	4	5	6	7	8	9	10	11	12	13	14	15	16	17	18	19	20	21	22	23	24	25
76	ARMGREN Ted	SWE	28								26/15	48			50	40/1	29/12											
77	ZHANG Chengye	CHN	26	24/17	DNS	74		68	55	56	73		90															32/9
78	JOLLER Ivan	SUI	25	94	47	66		17/24	69		78				40/1	DNS												
79	BEATRIX Jean Guillaume	FRA	24	70	59	75					17/24		57		52													
80	ANTILA Timo	FIN	24	40/1	87	83					23/18		53		37/4	52	50	=40/1										
81	WEGER Benjamin	SUI	22										19/22		DNS	64	69											
82	VUILLERMOZ Rene Laurent	ITA	21	20/21	100	112							43		42	60	51											
83	BEDARD Marc-Andre	CAN	21					49	64				88		58	20/21	43											
84	WINDISCH Markus	ITA	21	DSQ	22/19	78		39/2	65						78	49	41	44										
85	COLA Mattia	ITA	19	49	55			86	39/2	47			73		73	39/2	26/15	60										
86	CLEGG Robin	CAN	18	105	50	62							86		23/18	82												
87	BEREZHNOY Oleg	UKR	16	73	DNS	65		25/16	57	48			81															
88	CHEPELIN Vladimir	BLR	16												25/16	67												
89	HAKKINEN Jay	USA	16	28/13	43	38/3	50				64		80		68	81		54										
90	JONSSON Magnus	SWE	16	68	29/12	43	54	=37/4	47	53			70					79										
91	VITEK Zdenek	CZE	13					89	85				89		54	44	42	28/13										
92	SZCZUREK Lukasz	POL	13	87	91	=91		105	75				90		108	28/13	75	85										
93	BAILEY Lowell	USA	13	DNS	53	87		36/5	38/3	50			93		93	68	36/5											
94	KLETCHEROV Michail	BUL	12	=46	51	34/7	36/5	70	93				52		75			59										
95	KOIV Kauri	EST	11	56	69	81		45	74				41			30/11	70	48										
96	SIAMIONAU Mikhail	BLR	10	DNS	95	68			86				31/10	=83														
97	DERKACH Vyacheslav	UKR	9	=43	45	61		65	50	44	=43				32/9	69	77											
98	PERRAS Scott	CAN	9					32/9	80																			
99	RUPNIK Vasja	SLO	9	98	76	42	48	95	37/4	36/5	66		76		53	50	DNS	57										
100	NARUSK Priit	EST	8										33/8	121														
101	HABERT Lois	FRA	6										58	59		35/6	58	46										
102	TSVETAU Vitali	BLR	5													60	43	36/5										
103	NAGAI Junji	JPN	5	52	64	90		72	63				36/5	65		59	=53	57										
104	BRINK Joergen	SWE	5	36/5	102	94		DNS	120																			
105	EBERHARD Julian	AUT	5													36/5												
106	SAVITSKIY Yan	KAZ	4		101	39/2	41						99			86		39/2										
107	BRATTSVEEN Rune	NOR	1	113	40/1	88		87																				

NOTES

Numbers separated by a slash indicate World Cup rank / points. Number of points awarded for each rank is shown in the table below:

Rank	1	2	3	4	5	6	7	8	9	10	11	12	13	14	15	16	17	18	19	20	21	22	23	24	25	26	27	28	...	40
Points	60	54	48	43	40	38	36	34	32	31	30	29	28	27	26	25	24	23	22	21	20	19	18	17	16	15	14	13	...	1

LEGEND

DNF Did not finish **DNS** Did not start **DSQ** Disqualified



MEN'S NATIONS CUP SCORES POINTAGES DE LA COUPE DES NATIONS HOMMES

As of SUN 14 FEB 2010 / En date du DIM 14 FEV 2010

INTERMEDIATE AFTER 14 COMPETITIONS

World Cup Events

1 Oestersund, Men 20 km Individual	3 DEC 2009	11 Ruhpolding, Men 4 x 7.5 km Relay	17 JAN 2010
2 Oestersund, Men 10 km Sprint	5 DEC 2009	12 Antholz-Anterselva, Men 20 km Individual	21 JAN 2010
3 Oestersund, Men 4 x 7.5 km Relay	6 DEC 2009	13 Antholz-Anterselva, Men 10 km Sprint	23 JAN 2010
4 Hochfilzen, Men 10 km Sprint	11 DEC 2009	14 Vancouver, Men's 10 km Sprint	14 FEB 2010
5 Hochfilzen, Men 4 x 7.5 km Relay	13 DEC 2009	15 Vancouver, Men's 20 km Individual	18 FEB 2010
6 Pokljuka, Men 20 km Individual	17 DEC 2009	16 Vancouver, Men's 4x7.5 km Relay	26 FEB 2010
7 Pokljuka, Men 10 km Sprint	19 DEC 2009	17 Kontiolahti, Men 10 km Sprint	13 MAR 2010
8 Oberhof, Men 4 x 7.5 km Relay	7 JAN 2010	18 Oslo Holmenkollen, Men 10 km Sprint	18 MAR 2010
9 Oberhof, Men 10 km Sprint	9 JAN 2010	19 Khanty-Mansiysk, Men 10 km Sprint	26 MAR 2010
10 Ruhpolding, Men 10 km Sprint	14 JAN 2010		

Rank	NOC	Total	1	2	3	4	5	6	7	8	9	10	11	12	13	14	15	16	17	18	19
1	AUT - Austria	5173	415	377	390	402	450	412	404	380	329	401	390	411	426	366					
2	RUS - Russian Federation	5129	389	318	360	445	420	369	436	330	432	402	450	344	396	368					
3	NOR - Norway	5053	423	444	420	434	380	396	390	450	414	430	420	115	322	395					
4	FRA - France	5014	379	384	450	387	360	378	342	420	360	397	270	402	401	354					
5	GER - Germany	4938	357	421	330	354	390	364	381	390	355	388	360	379	439	360					
6	SWE - Sweden	4224	345	362	310	355	310	376	347	230	359	338	290	238	258	336					
7	UKR - Ukraine	4173	343	309	270	265	180	373	364	270	352	279	210	394	377	367					
8	SUI - Switzerland	4120	274	327	280	291	270	343	350	310	297	350	330	312	298	368					
9	USA - United States	3905	339	334	290	278	230	322	352		322	295	310	249	253	331					
10	CZE - Czech Republic	3688	351	268	220	304	290	329	286			320	230	406	359	325					
11	BLR - Belarus	3606	259	244	230	331	220	302	294	210	370	264	250	282	240	320					
12	SLO - Slovenia	3457	269	259	110	281	180	196	315	200	296	297	190	348	285	341					
13	ITA - Italy	3287	322	326	210	302	250	217	252			293	220	319	313	263					
14	EST - Estonia	3062	196	268	120	217	210	217	274	190	344	223	160	241	240	282					
15	SVK - Slovakia	2972	272	188	150	225	190	294	194		196	272	140	275	299	277					
16	CAN - Canada	2900	239	303	190	265	160	298	278			171	200	342	316	138					
17	JPN - Japan	2765	216	243	180	165	140	253	271	250	251	231	130	268	224	73					
18	FIN - Finland	2760	274	208	170	270	200	215	196		241	163	180	221	253	169					
19	LAT - Latvia	2664	273	190	160	160	120	237		290	241	293	170	173	182	295					
20	POL - Poland	2562	198	240	200	160	110	230	214	170	234	104		289	245	168					
21	BUL - Bulgaria	2299	254	198	140	221	150	182	233	220	231	213	120			257					
22	KAZ - Kazakhstan	2246	169	104	130	214	170	179	186	180	191	134	150	168	140	261					
23	GBR - Great Britain	1532	118	84	100	94		132	91	160	168	104	110	169	116	86					
24	SRB - Serbia	936	56	31	90	38	90	56	104		84	39	90	103	95	60					
25	CRO - Croatia	834	93	76		78		93	63			80		86	117	148					
26	KOR - Korea	757	58	65		53		50	72		116	81		92	94	76					
27	ROU - Romania	674	66	94		70		95	135		74	94		46							
28	HUN - Hungary	666	27	49	70	34		47	73		92	44		98	71	61					
29	CHN - China	571	117			67		73	86		68	51				109					
30	BEL - Belgium	551	40	51		28		62	39		78	62		117	74						
31	LTU - Lithuania	512		25	80	51	100			150	86		100								
32	AUS - Australia	491	39	47		41		65	67		90	25			63	54					
33	MDA - Rep. of Moldova	445	52	44		23		19	22		72	30		35	77	71					
34	DEN - Denmark	316	14	13		23		21	25		42	40		45	38	55					
35	NED - Netherlands	242	38	74		19						24		55	32						
36	BIH - Bosnia&Herzegovina	225	12	23		15		60			33	10		36	36						
37	MKD - FYROM	149	13	21		28		55	32												
38	GRE - Greece	131	69					62													

NOTES

Rank	1	2	3	4	5	6	7	8	9	10	11	12	13	14	15	16	17	18	19	20	21	22	23	24	25	26	27	140
Points I/S	160	154	148	143	140	138	136	134	132	131	130	129	128	127	126	125	124	123	122	121	120	119	118	117	116	115	114	1
Points R	450	420	390	360	330	310	290	270	250	230	220	210	200	190	180	170	160	150	140	130	120	110	100	90	80	70	60

LEGEND

I/S Individual/Sprint R Relay



START LIST SUMMARY / LISTE DE DÉPART ABRÉGÉE

TUE 16 FEB 2010 / MAR 16 FEV 2010 START TIME / DEBUT 10:30

Bib	Name	NOC Code	Start Behind	Remarks	Bib	Name	NOC Code	Start Behind	Remarks
1	KUZMINA Anastazia	SVK	0:00		31	MALI Andreja	SLO	1:37	
2	NEUNER Magdalena	GER	0:02		32	SONG Chaoqing	CHN	1:43	
3	DORIN Marie	FRA	0:11		33	BERGER Tora	NOR	1:47	
4	BOULYGINA Anna	RUS	0:12		34	SEMERENKO Vita	UKR	1:47	
5	KHRUSTALEVA Elena	KAZ	0:25		35	GWIZDON Magdalena	POL	1:53	
6	BRUNET Marie Laure	FRA	0:28		36	NOVAKOWSKA Weronika	POL	1:54	
7	ZAITSEVA Olga	RUS	0:28		37	RAVNIKAR Dijana	SLO	1:54	
8	DOMRACHEVA Darya	BLR	0:32		38	HALLER Katja	ITA	1:55	
9	GREGORIN Teja	SLO	0:34		39	PURDEA Mihaela	ROU	1:57	
10	FLATLAND Ann Kristin Aafedt	NOR	0:34		40	GEREKOVA Jana	SVK	1:58	
11	KHVOSTENKO Oksana	UKR	0:43		41	DOMEIJ Sofia	SWE	1:59	
12	JONSSON Helena	SWE	0:47		42	CYL Agnieszka	POL	2:00	
13	SLEPTSOVA Svetlana	RUS	0:48		43	PONZA Michela	ITA	2:00	
14	TOFALVI Eva	ROU	0:50		44	SUZUKI Fuyuko	JPN	2:02	
15	BAILLY Sandrine	FRA	0:50		45	STUDEBAKER Sara	USA	2:10	
16	NILSSON Anna Maria	SWE	0:50		46	TANDY Megan	CAN	2:12	
17	KALINCHIK Liudmila	BLR	0:51		47	OBERHOFER Karin	ITA	2:13	
18	PIDHRUSHNA Olena	UKR	0:52		48	KRUMINA Gerda	LAT	2:14	
19	REZLEROVA Magda	CZE	0:55		49	PLOTOGEA Dana	ROU	2:17	
20	OLOFSSON-ZIDEK Anna Carin	SWE	0:58		50	WANG Chunli	CHN	2:18	
21	PALKA Krystyna	POL	0:59		51	LIU Xianying	CHN	2:19	
22	MEDVEDTSEVA Olga	RUS	1:06		52	LEBEDEVA Anna	KAZ	2:20	
23	SEMERENKO Valj	UKR	1:13		53	LEVCHENKOVA Natalia	MDA	2:23	
24	VITKOVA Veronika	CZE	1:15		54	HALINAROVA Martina	SVK	2:23	
25	RASIMOVICIUTE Diana	LTU	1:16		55	SAUE Eveli	EST	2:28	
26	HAUSWALD Simone	GER	1:19		56	GASPARIN Selina	SUI	2:28	
27	HENKEL Andrea	GER	1:20		57	LIDUMA Madara	LAT	2:28	
28	SKARDINO Nadezhda	BLR	1:22		58	LEBEDEVA Marina	KAZ	2:31	
29	BECAERT Sylvie	FRA	1:26		59	MAKARAINEN Kaisa	FIN	2:32	
30	WILHELM Kati	GER	1:32		60	VEJNAROVA Zdenka	CZE	2:33	



ZEROING ALLOCATION
ATTRIBUTION DES LIGNES POUR TIR D'ESSAI

TUE 16 FEB 2010 / MAR 16 FEV 2010 START TIME / DEBUT 10:30

Shooting Lane	Shooting Position	NOC Code
1	P	SVK
2	P	GER
3	P	FRA
4	P	RUS
5	P	KAZ
6	P	BLR
7	P	SLO
8	P	NOR
9	P	UKR
10	P	SWE
11	P	ROU
12	P	CZE
13	P	POL
14	P	LTU
15	P	CHN
16	S	ITA
17	S	JPN
18	S	USA
19	S	CAN
20	S	LAT
21	S	MDA
22	S	EST
23	S	SUI
24	S	FIN
25	S	
26	S	
27	S	
28	S	
29	S	
30	S	

NOTES

09:30 - 10:15 Paper Targets

LEGEND

P Prone **S** Standing



START LIST / LISTE DE DÉPART

TUE 16 FEB 2010 / MAR 16 FEV 2010 START TIME / DEBUT 10:30

Bib	Name	NOC Code	Start Behind			P	P	S	S	T	Time
			Lane 1	Lane 2	Lane 3						
1	KUZMINA Anastazia	SVK	0:00								
2	NEUNER Magdalena	GER		0:02							
3	DORIN Marie	FRA			0:11						
4	BOULYGINA Anna	RUS	0:12								
5	KHRUSTALEVA Elena	KAZ		0:25							
6	BRUNET Marie Laure	FRA			0:28						
7	ZAITSEVA Olga	RUS	0:28								
8	DOMRACHEVA Darya	BLR		0:32							
9	GREGORIN Teja	SLO			0:34						
10	FLATLAND Ann Kristin Aafedt	NOR	0:34								
11	KHVOSTENKO Oksana	UKR		0:43							
12	JONSSON Helena	SWE			0:47						
13	SLEPTSOVA Svetlana	RUS	0:48								
14	TOFALVI Eva	ROU		0:50							
15	BAILLY Sandrine	FRA			0:50						
16	NILSSON Anna Maria	SWE	0:50								
17	KALINCHIK Liudmila	BLR		0:51							
18	PIDHRUSHNA Olena	UKR			0:52						
19	REZLEROVA Magda	CZE	0:55								
20	OLOFSSON-ZIDEK Anna Carin	SWE		0:58							
21	PALKA Krystyna	POL			0:59						
22	MEDVEDTSEVA Olga	RUS	1:06								
23	SEMERENKO Valj	UKR		1:13							
24	VITKOVA Veronika	CZE			1:15						
25	RASIMOVICIUTE Diana	LTU	1:16								
26	HAUSWALD Simone	GER		1:19							
27	HENKEL Andrea	GER			1:20						
28	SKARDINO Nadezhda	BLR	1:22								
29	BECAERT Sylvie	FRA		1:26							
30	WILHELM Kati	GER			1:32						
31	MALI Andreja	SLO	1:37								
32	SONG Chaoqing	CHN		1:43							
33	BERGER Tora	NOR			1:47						
34	SEMERENKO Vita	UKR	1:47								
35	GWIZDON Magdalena	POL		1:53							
36	NOVAKOWSKA Weronika	POL			1:54						
37	RAVNIKAR Dijana	SLO	1:54								
38	HALLER Katja	ITA		1:55							
39	PURDEA Mihaela	ROU			1:57						
40	GEREKOVA Jana	SVK	1:58								
41	DOMEIJ Sofia	SWE		1:59							
42	CYL Agnieszka	POL			2:00						
43	PONZA Michela	ITA	2:00								
44	SUZUKI Fuyuko	JPN		2:02							
45	STUDEBAKER Sara	USA			2:10						
46	TANDY Megan	CAN	2:12								
47	OBERHOFER Karin	ITA		2:13							
48	KRUMINA Gerda	LAT			2:14						
49	PLOTOGEA Dana	ROU	2:17								
50	WANG Chunli	CHN		2:18							
51	LIU Xianying	CHN			2:19						
52	LEBEDEVA Anna	KAZ	2:20								
53	LEVCHENKOVA Natalia	MDA		2:23							
54	HALINAROVA Martina	SVK			2:23						
55	SAUE Eveli	EST	2:28								
56	GASPARIN Selina	SUI		2:28							
57	LIDUMA Madara	LAT			2:28						



START LIST / LISTE DE DÉPART

TUE 16 FEB 2010 / MAR 16 FEV 2010 START TIME / DEBUT 10:30

Bib	Name	NOC Code	Start Behind				P	P	S	S	T	Time
			Lane 1	Lane 2	Lane 3							
58	LEBEDEVA Marina	KAZ	2:31									
59	MAKARAINEN Kaisa	FIN		2:32								
60	VEJNAROVA Zdenka	CZE			2:33							

LEGEND

P Prone **S** Standing **T** Total penalties



FINAL RESULTS / RÉSULTATS DÉFINITIFS

TUE 16 FEB 2010 / MAR 16 FEV 2010 START TIME / DEBUT 10:30 END TIME / FINI A 11:08

Rank	Bib	Name	NOC Code	Start Behind	P	P	S	S	T	Result	WC
1	2	NEUNER Magdalena	GER	0:02	0	0	1	1	2	30:16.0	60
2	1	KUZMINA Anastazia	SVK	0:00	0	1	1	0	2	+12.3	54
3	6	BRUNET Marie Laure	FRA	0:28	0	0	0	0	0	+28.3	48
4	20	OLOFSSON-ZIDEK Anna Carin	SWE	0:58	1	0	0	0	1	+39.4	43
5	33	BERGER Tora	NOR	1:47	0	0	0	0	0	+51.2	40
6	4	BOULYGINA Anna	RUS	0:12	0	1	0	0	1	+52.1	38
7	7	ZAITSEVA Olga	RUS	0:28	0	1	1	0	2	+1:04.3	36
8	10	FLATLAND Ann Kristin Aafedt	NOR	0:34	1	0	0	0	1	+1:17.3	34
9	9	GREGORIN Teja	SLO	0:34	0	0	1	1	2	+1:22.6	32
10	27	HENKEL Andrea	GER	1:20	1	0	1	1	3	+1:24.5	31
11	5	KHRUSTALEVA Elena	KAZ	0:25	1	0	1	1	3	+1:26.1	30
12	30	WILHELM Kati	GER	1:32	0	0	0	1	1	+1:27.3	29
13	17	KALINCHIK Liudmila	BLR	0:51	0	0	1	1	2	+1:32.2	28
14	12	JONSSON Helena	SWE	0:47	0	0	2	0	2	+1:37.8	27
15	8	DOMRACHEVA Darya	BLR	0:32	0	2	0	2	4	+1:41.2	26
16	26	HAUSWALD Simone	GER	1:19	1	0	1	2	4	+1:42.6	25
17	3	DORIN Marie	FRA	0:11	0	1	0	1	2	+1:47.2	24
18	13	SLEPTSOVA Svetlana	RUS	0:48	1	0	0	2	3	+1:50.9	23
19	14	TOFALVI Eva	ROU	0:50	0	1	0	1	2	+2:10.3	22
20	22	MEDVEDTSEVA Olga	RUS	1:06	0	0	2	1	3	+2:15.9	21
21	18	PIDHRUSHNA Olena	UKR	0:52	1	0	0	1	2	+2:18.0	20
22	11	KHVOSTENKO Oksana	UKR	0:43	0	0	1	0	1	+2:38.3	19
23	23	SEMERENKO Valj	UKR	1:13	0	1	2	0	3	+2:41.6	18
24	21	PALKA Krystyna	POL	0:59	1	0	1	0	2	+2:51.6	17
25	42	CYL Agnieszka	POL	2:00	1	0	0	0	1	+2:52.4	16
26	28	SKARDINO Nadezhda	BLR	1:22	0	0	1	1	2	+2:55.0	15
27	15	BAILLY Sandrine	FRA	0:50	1	0	1	3	5	+2:59.0	14
28	36	NOVAKOWSKA Weronika	POL	1:54	0	0	1	1	2	+3:08.2	13
29	29	BECAERT Sylvie	FRA	1:26	1	0	2	0	3	+3:18.8	12
30	51	LIU Xianying	CHN	2:19	0	0	1	1	2	+3:25.2	11
31	35	GWIZDON Magdalena	POL	1:53	0	1	1	0	2	+3:29.8	10
32	19	REZLEROVA Magda	CZE	0:55	0	0	1	4	5	+3:30.9	9
33	31	MALI Andreja	SLO	1:37	1	0	1	0	2	+3:37.9	8
34	25	RASIMOVICIUTE Diana	LTU	1:16	0	0	3	2	5	+3:42.4	7
35	50	WANG Chunli	CHN	2:18	0	0	0	2	2	+3:45.8	6
36	46	TANDY Megan	CAN	2:12	1	0	0	0	1	+3:46.2	5
37	24	VITKOVA Veronika	CZE	1:15	1	0	1	1	3	+3:46.5	4
38	57	LIDUMA Madara	LAT	2:28	0	0	2	1	3	+3:46.6	3
39	37	RAVNIKAR Dijana	SLO	1:54	0	0	1	0	1	+3:46.7	2
40	40	GEREKOVA Jana	SVK	1:58	0	3	0	1	4	+4:04.1	1
41	41	DOMEIJ Sofia	SWE	1:59	1	0	0	1	2	+4:07.8	
42	34	SEMERENKO Vita	UKR	1:47	2	0	1	2	5	+4:10.4	
43	32	SONG Chaoping	CHN	1:43	1	2	0	2	5	+4:30.6	
44	52	LEBEDEVA Anna	KAZ	2:20	0	1	0	1	2	+4:33.8	
45	59	MAKARAINEN Kaisa	FIN	2:32	0	1	1	0	2	+4:34.0	
46	45	STUDEBAKER Sara	USA	2:10	1	0	0	1	2	+4:44.1	
47	16	NILSSON Anna Maria	SWE	0:50	1	2	2	1	6	+5:00.9	
48	56	GASPARIN Selina	SUI	2:28	2	1	1	1	5	+5:37.5	
49	39	PURDEA Mihaela	ROU	1:57	1	0	0	3	4	+5:52.5	
50	43	PONZA Michela	ITA	2:00	0	1	0	0	1	+5:55.9	
51	38	HALLER Katja	ITA	1:55	1	2	2	0	5	+6:04.9	
52	49	PLOGEA Dana	ROU	2:17	0	0	2	1	3	+6:22.8	
53	47	OBERHOFER Karin	ITA	2:13	2	3	1	0	6	+6:24.3	
54	44	SUZUKI Fuyuko	JPN	2:02	0	0	0	1	1	+6:25.9	
55	60	VEJNAROVA Zdenka	CZE	2:33	1	1	3	1	6	+7:14.6	
56	53	LEVCHENKOVA Natalia	MDA	2:23	1	0	0	3	4	+7:22.5	
57	48	KRUMINA Gerda	LAT	2:14	0	2	1	1	4	+7:42.7	



FINAL RESULTS / RÉSULTATS DÉFINITIFS

TUE 16 FEB 2010 / MAR 16 FEV 2010 START TIME / DEBUT 10:30 END TIME / FINI A 11:08

Bib	Name	NOC Code	Start Behind	P	P	S	S	T	Result	WC
Lapped										
54	HALINAROVA Martina	SVK	2:23	1	2	3				
55	SAUE Eveli	EST	2:28	1	2	4				
58	LEBEDEVA Marina	KAZ	2:31	1	2	2				

Jury Decisions										
Time Adjustments										
4	20	OLOFSSON-ZIDEK Anna Carin	SWE						-14.0	IBU 6.4.2.1
23	23	SEMERENKO Valj	UKR						-7.0	IBU 6.4.2.1
16	26	HAUSWALD Simone	GER						-7.0	IBU 6.4.2.1

LEGEND										
P	Prone	S	Standing	T	Total penalties	WC	World Cup			



COMPETITION ANALYSIS / ANALYSE DE LA COMPÉTITION

REVISION

TUE 16 FEB 2010 / MAR 16 FEV 2010 START TIME / DEBUT 10:30 END TIME / FINI A 11:08

Rank	Bib	Name	NOC Code		T													
Loop 1		Loop 2		Loop 3		Loop 4		Loop 5		Result	Behind Rank							
Time	Rank	Time	Rank	Time	Rank	Time	Rank	Time	Rank									
1	2	NEUNER Magdalena	GER		2	30:16.0	0.0	1										
Cumulative Time	5:46.7	+0.8	2	11:53.9	0.0	1	18:27.3	0.0	1	24:59.3	0.0	1	30:16.0	+15:81.8	1			
Loop Time	5:44.7	0.0	1	6:07.2	+8.3	4	6:33.4	+27.9	21	6:32.0	+27.2	16	5:16.7	+10.7	3			
Shooting	0	25.0	0.0	=1	0	27.0	+2.0	3	1	31.0	+9.0	=33	1	29.0	+6.0	=22		
Range Time	51.7	+0.5	2	53.1	+0.2	2	1:19.8	+28.6	32	1:18.4	+26.6	25	4:23.0	+38.9	=7			
Course Time	4:53.0	+4.2	=9	5:14.1	+14.0	15	5:13.6	+10.7	9	5:13.6	+10.9	7	5:16.7	+10.7	3	25:51.0	+33.4	6
2	1	KUZMINA Anastazia	SVK		2	30:28.3	+12.3	2										
Cumulative Time	5:45.9	0.0	1	12:17.5	+23.6	2	18:51.0	+23.7	2	25:05.5	+6.2	2	30:28.3	+15:83.1	2			
Loop Time	5:45.9	+1.2	2	6:31.6	+32.7	30	6:33.5	+28.0	22	6:14.5	+9.7	4	5:22.8	+16.8	10			
Shooting	0	25.0	0.0	=1	1	28.0	+3.0	=4	1	45.0	+23.0	59	0	29.0	+6.0	=22		
Range Time	51.2	0.0	1	1:17.0	+24.1	39	1:19.0	+27.8	=29	58.1	+6.3	15	4:25.3	+41.2	9			
Course Time	4:54.7	+5.9	=12	5:14.6	+14.5	16	5:14.5	+11.6	12	5:16.4	+13.7	11	5:22.8	+16.8	10	26:03.0	+45.4	8
3	6	BRUNET Marie Laure	FRA		0	30:44.3	+28.3	3										
Cumulative Time	6:23.6	+37.7	5	12:34.4	+40.5	3	18:55.1	+27.8	3	25:12.1	+12.8	3	30:44.3	+15:84.7	3			
Loop Time	5:55.6	+10.9	7	6:10.8	+11.9	6	6:20.7	+15.2	12	6:17.0	+12.2	6	5:32.2	+26.2	16			
Shooting	0	30.0	+5.0	=20	0	29.0	+4.0	=7	0	28.0	+6.0	=16	0	28.0	+5.0	=18		
Range Time	56.9	+5.7	7	54.6	+1.7	3	56.6	+5.4	11	56.9	+5.1	14	3:45.0	+0.9	2			
Course Time	4:58.7	+9.9	=25	5:16.2	+16.1	20	5:24.1	+21.2	31	5:20.1	+17.4	14	5:32.2	+26.2	16	26:31.3	+1:13.7	19
4	20	OLOFSSON-ZIDEK Anna Carin	SWE		1	30:55.4	+39.4	4										
Cumulative Time	7:11.4	+1:25.5	19	13:22.6	+1:28.7	16	19:32.1	+1:04.8	9	25:42.9	+43.6	5	30:55.4	+15:85.8	4			
Loop Time	6:13.4	+28.7	33	6:11.2	+12.3	=7	6:09.5	+4.0	4	6:10.8	+6.0	3	5:12.5	+6.5	2			
Shooting	1	33.0	+8.0	=37	0	37.0	+12.0	=47	0	37.0	+15.0	=54	0	37.0	+14.0	=50		
Range Time	1:23.0	+31.8	41	1:03.2	+10.3	=28	1:04.3	+13.1	20	1:03.2	+11.4	20	4:33.7	+49.6	12			
Course Time	4:50.4	+1.6	3	5:08.0	+7.9	4	5:05.2	+2.3	3	5:07.6	+4.9	3	5:12.5	+6.5	2	25:23.7	+6.1	2
5	33	BERGER Tora	NOR		0	31:07.2	+51.2	5										
Cumulative Time	7:35.0	+1:49.1	29	13:46.2	+1:52.3	27	19:51.7	+1:24.4	15	26:01.2	+1:01.9	8	31:07.2	+15:91.0	5			
Loop Time	5:48.0	+3.3	4	6:11.2	+12.3	=7	6:05.5	0.0	1	6:09.5	+4.7	2	5:06.0	0.0	1			
Shooting	0	29.0	+4.0	=6	0	31.0	+6.0	=12	0	24.0	+2.0	2	0	31.0	+8.0	=32		
Range Time	55.5	+4.3	4	1:00.9	+8.0	20	51.2	0.0	1	56.5	+4.7	=12	3:44.1	0.0	1			
Course Time	4:52.5	+3.7	7	5:10.3	+10.2	6	5:14.3	+11.4	11	5:13.0	+10.3	=5	5:06.0	0.0	1	25:36.1	+18.5	4
6	4	BOULYGINA Anna	RUS		1	31:08.1	+52.1	6										
Cumulative Time	6:13.7	+27.8	4	13:14.1	+1:20.2	14	19:20.1	+52.8	5	25:37.7	+38.4	4	31:08.1	+15:91.0	6			
Loop Time	6:01.7	+17.0	26	7:00.4	+1:01.5	48	6:06.0	+0.5	2	6:17.6	+12.8	7	5:30.4	+24.4	14			
Shooting	0	31.0	+6.0	=26	1	46.0	+21.0	60	0	26.0	+4.0	=6	0	26.0	+3.0	=9		
Range Time	59.0	+7.8	=19	1:35.8	+42.9	50	54.5	+3.3	5	53.7	+1.9	6	4:23.0	+38.9	=7			
Course Time	5:02.7	+13.9	40	5:24.6	+24.5	=33	5:11.5	+8.6	7	5:23.9	+21.2	=22	5:30.4	+24.4	14	26:33.1	+1:15.5	21
7	7	ZAITSEVA Olga	RUS		2	31:20.3	+1:04.3	7										
Cumulative Time	6:29.1	+43.2	6	13:05.7	+1:11.8	9	19:41.6	+1:14.3	11	25:46.4	+47.1	6	31:20.3	+15:92.3	7			
Loop Time	6:01.1	+16.4	24	6:36.6	+37.7	34	6:35.9	+30.4	23	6:04.8	0.0	1	5:33.9	+27.9	21			
Shooting	0	31.0	+6.0	=26	1	35.0	+10.0	=33	1	28.0	+6.0	=16	0	23.0	0.0	1		
Range Time	57.6	+6.4	13	1:25.0	+32.1	41	1:19.0	+27.8	=29	51.8	0.0	1	4:33.4	+49.3	11			
Course Time	5:03.5	+14.7	42	5:11.6	+11.5	8	5:16.9	+14.0	14	5:13.0	+10.3	=5	5:33.9	+27.9	21	26:18.9	+1:01.3	12
8	10	FLATLAND Ann Kristin Aafedt	NOR		1	31:33.3	+1:17.3	8										
Cumulative Time	6:45.8	+59.9	11	13:02.0	+1:08.1	6	19:21.4	+54.1	6	25:50.4	+51.1	7	31:33.3	+15:93.6	8			
Loop Time	6:11.8	+27.1	30	6:16.2	+17.3	=16	6:19.4	+13.9	10	6:29.0	+24.2	12	5:42.9	+36.9	38			
Shooting	1	26.0	+1.0	=3	0	31.0	+6.0	=12	0	28.0	+6.0	=16	0	28.0	+5.0	=18		
Range Time	1:16.8	+25.6	33	58.4	+5.5	11	56.2	+5.0	8	56.3	+4.5	=9	4:07.7	+23.6	3			
Course Time	4:55.0	+6.2	14	5:17.8	+17.7	21	5:23.2	+20.3	=28	5:32.7	+30.0	38	5:42.9	+36.9	38	26:51.6	+1:34.0	29
9	9	GREGORIN Teja	SLO		2	31:38.6	+1:22.6	9										
Cumulative Time	6:32.3	+46.4	8	12:46.9	+53.0	4	19:30.7	+1:03.4	8	26:16.1	+1:16.8	9	31:38.6	+15:94.1	9			
Loop Time	5:58.3	+13.6	11	6:14.6	+15.7	12	6:43.8	+38.3	31	6:45.4	+40.6	=28	5:22.5	+16.5	9			
Shooting	0	31.0	+6.0	=26	0	36.0	+11.0	=39	1	27.0	+5.0	=12	1	31.0	+8.0	=32		
Range Time	59.6	+8.4	21	1:02.3	+9.4	24	1:17.7	+26.5	27	1:21.7	+29.9	=31	4:41.3	+57.2	17			
Course Time	4:58.7	+9.9	=25	5:12.3	+12.2	11	5:26.1	+23.2	33	5:23.7	+21.0	=19	5:22.5	+16.5	9	26:23.3	+1:05.7	14



COMPETITION ANALYSIS / ANALYSE DE LA COMPÉTITION

REVISION

TUE 16 FEB 2010 / MAR 16 FEV 2010 START TIME / DEBUT 10:30 END TIME / FINI A 11:08

Rank	Bib	Name	NOC Code		T															
Loop 1		Loop 2		Loop 3		Loop 4		Loop 5		Result	Behind Rank									
Time Rank		Time Rank		Time Rank		Time Rank		Time Rank												
10	27	HENKEL Andrea	GER		3	31:40.5	+1:24.5	10												
Cumulative Time	7:33.2	+1:47.3	=27	13:37.8	+1:43.9	20	19:58.2	+1:30.9	19	26:21.7	+1:22.4	13	31:40.5	+15:94.3	10					
Loop Time	6:13.2	+28.5	32	6:04.6	+5.7	2	6:20.4	+14.9	11	6:23.5	+18.7	10	5:18.8	+12.8	5					
Shooting	1	29.0	+4.0	=6	0	34.0	+9.0	=30	1	27.0	+5.0	=12	1	28.0	+5.0	=18	3	1:58.0	+22.0	16
Range Time	1:22.5	+31.3	=37	58.8	+5.9	=13	1:17.5	+26.3	26	1:16.5	+24.7	22						4:55.3	+1:11.2	28
Course Time	4:50.7	+1.9	4	5:05.8	+5.7	2	5:02.9	0.0	1	5:07.0	+4.3	2	5:18.8	+12.8	5			25:25.2	+7.6	3
11	5	KHRUSTALEVA Elena	KAZ		3	31:42.1	+1:26.1	11												
Cumulative Time	6:53.7	+1:07.8	14	13:09.6	+1:15.7	10	19:46.1	+1:18.8	14	26:20.0	+1:20.7	10	31:42.1	+15:94.4	11					
Loop Time	6:28.7	+44.0	46	6:15.9	+17.0	15	6:36.5	+31.0	24	6:33.9	+29.1	17	5:22.1	+16.1	8					
Shooting	1	29.0	+4.0	=6	0	28.0	+3.0	=4	1	28.0	+6.0	=16	1	27.0	+4.0	=13	3	1:52.0	+16.0	=5
Range Time	1:21.5	+30.3	35	55.6	+2.7	5	1:18.6	+27.4	28	1:17.0	+25.2	23						4:52.7	+1:08.6	25
Course Time	5:07.2	+18.4	52	5:20.3	+20.2	27	5:17.9	+15.0	15	5:16.9	+14.2	12	5:22.1	+16.1	8			26:24.4	+1:06.8	15
12	30	WILHELM Kati	GER		1	31:43.3	+1:27.3	12												
Cumulative Time	7:31.2	+1:45.3	26	13:38.6	+1:44.7	21	19:45.6	+1:18.3	13	26:22.8	+1:23.5	14	31:43.3	+15:94.6	12					
Loop Time	5:59.2	+14.5	15	6:07.4	+8.5	5	6:07.0	+1.5	3	6:37.2	+32.4	20	5:20.5	+14.5	6					
Shooting	0	33.0	+8.0	=37	0	34.0	+9.0	=30	0	28.0	+6.0	=16	1	29.0	+4.0	=22	1	2:04.0	+28.0	=23
Range Time	1:00.3	+9.1	23	1:00.0	+7.1	17	57.0	+5.8	13	1:21.1	+29.3	29						4:18.4	+34.3	6
Course Time	4:58.9	+10.1	=27	5:07.4	+7.3	3	5:10.0	+7.1	4	5:16.1	+13.4	10	5:20.5	+14.5	6			25:52.9	+35.3	7
13	17	KALINCHIK Liudmila	BLR		2	31:48.2	+1:32.2	13												
Cumulative Time	6:49.7	+1:03.8	13	13:04.5	+1:10.6	8	19:41.2	+1:13.9	10	26:20.7	+1:21.4	=11	31:48.2	+15:95.1	13					
Loop Time	5:58.7	+14.0	=12	6:14.8	+15.9	13	6:36.7	+31.2	25	6:39.5	+34.7	23	5:27.5	+21.5	11					
Shooting	0	33.0	+8.0	=37	0	33.0	+8.0	=27	1	28.0	+6.0	=16	1	30.0	+7.0	=28	2	2:04.0	+28.0	=23
Range Time	58.8	+7.6	18	59.5	+6.6	16	1:17.2	+26.0	25	1:18.8	+27.0	27						4:34.3	+50.2	13
Course Time	4:59.9	+11.1	29	5:15.3	+15.2	19	5:19.5	+16.6	17	5:20.7	+18.0	15	5:27.5	+21.5	11			26:22.9	+1:05.3	13
14	12	JONSSON Helena	SWE		2	31:53.8	+1:37.8	14												
Cumulative Time	6:43.4	+57.5	10	13:03.5	+1:09.6	7	20:09.8	+1:42.5	22	26:24.5	+1:25.2	15	31:53.8	+15:95.6	14					
Loop Time	5:56.4	+11.7	8	6:20.1	+21.2	22	7:06.3	+1:00.8	46	6:14.7	+9.9	5	5:29.3	+23.3	12					
Shooting	0	31.0	+6.0	=26	0	33.0	+8.0	=27	2	26.0	+4.0	=6	0	24.0	+1.0	=4	2	1:54.0	+18.0	=9
Range Time	1:00.1	+8.9	22	1:00.6	+7.7	19	1:43.5	+52.3	48	53.6	+1.8	=4						4:37.8	+53.7	16
Course Time	4:56.3	+7.5	=18	5:19.5	+19.4	25	5:22.8	+19.9	27	5:21.1	+18.4	16	5:29.3	+23.3	12			26:29.0	+1:11.4	18
15	8	DOMRACHEVA Darya	BLR		4	31:57.2	+1:41.2	15												
Cumulative Time	6:31.8	+45.9	7	13:29.0	+1:35.1	17	19:43.0	+1:15.7	12	26:39.0	+1:39.7	18	31:57.2	0.0	15					
Loop Time	5:59.8	+15.1	=17	6:57.2	+58.3	46	6:14.0	+8.5	6	6:56.0	+51.2	34	5:18.2	+12.2	4					
Shooting	0	38.0	+13.0	=55	2	36.0	+11.0	=39	0	33.0	+11.0	=43	2	34.0	+11.0	=45	4	2:21.0	+45.0	=51
Range Time	1:04.3	+13.1	28	1:49.0	+56.1	52	1:00.1	+8.9	14	1:48.3	+56.5	50						5:41.7	+1:57.6	44
Course Time	4:55.5	+6.7	17	5:08.2	+8.1	5	5:13.9	+11.0	10	5:07.7	+5.0	4	5:18.2	+12.2	4			25:43.5	+25.9	5
16	26	HAUSWALD Simone	GER		4	31:58.6	+1:42.6	16												
Cumulative Time	7:31.0	+1:45.1	25	13:29.9	+1:36.0	18	19:54.0	+1:26.7	16	26:36.7	+1:37.4	17	31:58.6	+1.4	16					
Loop Time	6:12.0	+27.3	31	5:58.9	0.0	1	6:24.1	+18.6	16	6:42.7	+37.9	25	5:21.9	+15.9	7					
Shooting	1	33.0	+8.0	=37	0	32.0	+7.0	=21	1	32.0	+10.0	=38	2	27.0	+4.0	=13	4	2:04.0	+28.0	=23
Range Time	1:22.5	+31.3	=37	58.8	+5.9	=13	1:20.7	+29.5	33	1:40.0	+48.2	46						5:22.0	+1:37.9	39
Course Time	4:49.5	+0.7	2	5:00.1	0.0	1	5:03.4	+0.5	2	5:02.7	0.0	1	5:21.9	+15.9	7			25:17.6	0.0	1
17	3	DORIN Marie	FRA		2	32:03.2	+1:47.2	17												
Cumulative Time	6:10.9	+25.0	3	13:01.2	+1:07.3	5	19:19.3	+52.0	4	26:20.7	+1:21.4	=11	32:03.2	+6.0	17					
Loop Time	5:59.9	+15.2	19	6:50.3	+51.4	41	6:18.1	+12.6	8	7:01.4	+56.6	39	5:42.5	+36.5	36					
Shooting	0	29.0	+4.0	=6	1	31.0	+6.0	=12	0	28.0	+6.0	=16	1	43.0	+20.0	56	2	2:11.0	+35.0	=34
Range Time	56.7	+5.5	6	1:23.2	+30.3	40	54.9	+3.7	6	1:36.4	+44.6	45						4:51.2	+1:07.1	24
Course Time	5:03.2	+14.4	41	5:27.1	+27.0	39	5:23.2	+20.3	=28	5:25.0	+22.3	=26	5:42.5	+36.5	36			27:01.0	+1:43.4	34
18	13	SLEPTSOVA Svetlana	RUS		3	32:06.9	+1:50.9	18												
Cumulative Time	7:07.0	+1:21.1	18	13:12.8	+1:18.9	12	19:26.4	+59.1	7	26:34.6	+1:35.3	16	32:06.9	+9.7	18					
Loop Time	6:19.0	+34.3	34	6:05.8	+6.9	3	6:13.6	+8.1	5	7:08.2	+1:03.4	44	5:32.3	+26.3	17					
Shooting	1	34.0	+9.0	=43	0	25.0	0.0	=1	0	36.0	+14.0	=50	2	31.0	+8.0	=32	3	2:06.0	+30.0	=28
Range Time	1:26.6	+35.4	47	52.9	0.0	1	1:02.8	+11.6	18	1:49.5	+57.7	51						5:11.8	+1:27.7	36
Course Time	4:52.4	+3.6	6	5:12.9	+12.8	13	5:10.8	+7.9	5	5:18.7	+16.0	13	5:32.3	+26.3	17			26:07.1	+49.5	9



COMPETITION ANALYSIS / ANALYSE DE LA COMPÉTITION

REVISION

TUE 16 FEB 2010 / MAR 16 FEV 2010 START TIME / DEBUT 10:30 END TIME / FINI A 11:08

Rank	Bib	Name	NOC Code		T							
Loop 1		Loop 2		Loop 3		Loop 4		Loop 5		Result	Behind Rank	
Time	Rank	Time	Rank	Time	Rank	Time	Rank	Time	Rank			
19	14	TOFALVI Eva	ROU		2		32:26.3	+2:10.3	19			
Cumulative Time	6:49.4	+1:03.5	12	13:40.4	+1:46.5	23	19:55.9	+1:28.6	17	26:40.9	+1:41.6	19
Loop Time	5:59.4	+14.7	16	6:51.0	+52.1	=42	6:15.5	+10.0	7	6:45.0	+40.2	27
Shooting	0	+10.0	=45	1	35.0	+10.0	=33	0	25.0	+3.0	=3	1
Range Time	1:03.1	+11.9	26	1:28.0	+35.1	44	53.2	+2.0	3	1:17.9	+26.1	24
Course Time	4:56.3	+7.5	=18	5:23.0	+22.9	31	5:22.3	+19.4	=24	5:27.1	+24.4	=28
20	22	MEDVEDTSEVA Olga	RUS		3		32:31.9	+2:15.9	20			
Cumulative Time	6:58.9	+1:13.0	16	13:10.7	+1:16.8	11	20:16.9	+1:49.6	24	27:01.2	+2:01.9	22
Loop Time	5:52.9	+8.2	6	6:11.8	+12.9	9	7:06.2	+1:00.7	45	6:44.3	+39.5	26
Shooting	0	+30.0	+5.0	=20	0	32.0	+7.0	=21	2	38.0	+16.0	57
Range Time	57.5	+6.3	=11	57.8	+4.9	=7	1:53.9	+1:02.7	53	1:29.3	+37.5	40
Course Time	4:55.4	+6.6	16	5:14.0	+13.9	14	5:12.3	+9.4	8	5:15.0	+12.3	9
21	18	PIDHRUSHNA Olena	UKR		2		32:34.0	+2:18.0	21			
Cumulative Time	7:15.7	+1:29.8	21	13:39.6	+1:45.7	22	20:02.9	+1:35.6	20	26:53.0	+1:53.7	20
Loop Time	6:23.7	+39.0	41	6:23.9	+25.0	24	6:23.3	+17.8	15	6:50.1	+45.3	32
Shooting	1	31.0	+6.0	=26	0	34.0	+9.0	=30	0	27.0	+5.0	=12
Range Time	1:22.9	+31.7	=39	1:02.1	+9.2	23	55.9	+4.7	7	1:21.6	+29.8	30
Course Time	5:00.8	+12.0	=34	5:21.8	+21.7	29	5:27.4	+24.5	34	5:28.5	+25.8	32
22	11	KHVESTENKO Oksana	UKR		1		32:54.3	+2:38.3	22			
Cumulative Time	6:42.0	+56.1	9	13:15.9	+1:22.0	15	20:15.6	+1:48.3	23	26:54.8	+1:55.5	21
Loop Time	5:59.0	+14.3	14	6:33.9	+35.0	31	6:59.7	+54.2	42	6:39.2	+34.4	22
Shooting	0	29.0	+4.0	=6	0	32.0	+7.0	=21	1	26.0	+4.0	=6
Range Time	58.2	+7.0	16	59.1	+6.2	15	1:19.2	+28.0	31	53.6	+1.8	=4
Course Time	5:00.8	+12.0	=34	5:34.8	+34.7	50	5:40.5	+37.6	50	5:45.6	+42.9	49
23	23	SEMERENKO Valj	UKR		3		32:57.6	+2:41.6	23			
Cumulative Time	7:02.8	+1:16.9	17	13:43.9	+1:50.0	24	20:55.2	+2:27.9	28	27:18.5	+2:19.2	23
Loop Time	5:49.8	+5.1	5	6:41.1	+42.2	36	7:11.3	+1:05.8	50	6:23.3	+18.5	9
Shooting	0	29.0	+4.0	=6	1	30.0	+5.0	=10	2	28.0	+6.0	=16
Range Time	57.7	+6.5	14	1:26.2	+33.3	42	1:49.9	+58.7	52	53.5	+1.7	3
Course Time	4:52.1	+3.3	5	5:14.9	+14.8	=17	5:21.4	+18.5	20	5:29.8	+27.1	34
24	21	PALKA Krystyna	POL		2		33:07.6	+2:51.6	24			
Cumulative Time	7:33.2	+1:47.3	=27	14:03.6	+2:09.7	29	20:51.0	+2:23.7	27	27:27.7	+2:28.4	24
Loop Time	6:34.2	+49.5	49	6:30.4	+31.5	28	6:47.4	+41.9	34	6:36.7	+31.9	19
Shooting	1	37.0	+12.0	=52	0	36.0	+11.0	=39	1	31.0	+9.0	=33
Range Time	1:29.8	+38.6	54	1:05.8	+12.9	33	1:22.6	+31.4	38	56.4	+4.6	11
Course Time	5:04.4	+15.6	45	5:24.6	+24.5	=33	5:24.8	+21.9	32	5:40.3	+37.6	44
25	42	CYL Agnieszka	POL		1		33:08.4	+2:52.4	25			
Cumulative Time	8:23.0	+2:37.1	44	14:49.4	+2:55.5	39	21:08.1	+2:40.8	30	27:29.0	+2:29.7	25
Loop Time	6:23.0	+38.3	=38	6:26.4	+27.5	25	6:18.7	+13.2	9	6:20.9	+16.1	8
Shooting	1	31.0	+6.0	=26	0	30.0	+5.0	=10	0	28.0	+6.0	=16
Range Time	1:24.6	+33.4	44	58.2	+5.3	10	56.4	+5.2	10	56.3	+4.5	=9
Course Time	4:58.4	+9.6	=22	5:28.2	+28.1	40	5:22.3	+19.4	=24	5:24.6	+21.9	25
26	28	SKARDINO Nadezhda	BLR		2		33:11.0	+2:55.0	26			
Cumulative Time	7:22.0	+1:36.1	23	13:45.2	+1:51.3	25	20:32.7	+2:05.4	25	27:37.9	+2:38.6	27
Loop Time	6:00.0	+15.3	20	6:23.2	+24.3	23	6:47.5	+42.0	35	7:05.2	+1:00.4	41
Shooting	0	38.0	+13.0	=55	0	38.0	+13.0	=50	1	36.0	+14.0	=50
Range Time	1:05.3	+14.1	=30	1:05.1	+12.2	32	1:29.0	+37.8	46	1:30.3	+38.5	41
Course Time	4:54.7	+5.9	=12	5:18.1	+18.0	22	5:18.5	+15.6	16	5:34.9	+32.2	40
27	15	BAILLY Sandrine	FRA		5		33:15.0	+2:59.0	27			
Cumulative Time	7:13.0	+1:27.1	20	13:31.5	+1:37.6	19	20:03.5	+1:36.2	21	27:35.4	+2:36.1	26
Loop Time	6:23.0	+38.3	=38	6:18.5	+19.6	18	6:32.0	+26.5	20	7:31.9	+1:27.1	51
Shooting	1	35.0	+10.0	=45	0	42.0	+17.0	58	1	28.0	+6.0	=16
Range Time	1:28.5	+37.3	52	1:07.2	+14.3	=34	1:21.0	+29.8	36	2:17.3	+1:25.5	54
Course Time	4:54.5	+5.7	11	5:11.3	+11.2	7	5:11.0	+8.1	6	5:14.6	+11.9	8



COMPETITION ANALYSIS / ANALYSE DE LA COMPÉTITION

REVISION

TUE 16 FEB 2010 / MAR 16 FEV 2010 START TIME / DEBUT 10:30 END TIME / FINI A 11:08

Rank	Bib	Name	NOC Code		T											
		Loop 1	Loop 2		Loop 3		Loop 4		Loop 5		Result	Behind Rank				
		Time	Rank	Time	Rank	Time	Rank	Time	Rank	Time	Rank					
28	36	NOVAKOWSKA Weronika	POL		2	33:24.2	+3:08.2	28								
Cumulative Time	7:51.3	+2:05.4	33	14:04.0	+2:10.1	30	20:46.4	+2:19.1	26	27:45.6	+2:46.3	28	33:24.2	+1:27.0	28	
Loop Time	5:57.3	+12.6	9	6:12.7	+13.8	10	6:42.4	+36.9	29	6:59.2	+54.4	37	5:38.6	+32.6	24	
Shooting	0	29.0	+4.0	=6	0	32.0	+7.0	=21	1	32.0	+10.0	=38	1	41.0	+18.0	=53
Range Time	57.2	+6.0	9	57.8	+4.9	=7	1:20.8	+29.6	=34	1:31.4	+39.6	43	4:47.2	+1:03.1	22	
Course Time	5:00.1	+11.3	30	5:14.9	+14.8	=17	5:21.6	+18.7	=21	5:27.8	+25.1	30	5:38.6	+32.6	24	
29	29	BECAERT Sylvie	FRA		3	33:34.8	+3:18.8	29								
Cumulative Time	7:47.0	+2:01.1	31	14:03.2	+2:09.3	28	21:30.2	+3:02.9	34	27:56.5	+2:57.2	29	33:34.8	+1:37.6	29	
Loop Time	6:21.0	+36.3	36	6:16.2	+17.3	=16	7:27.0	+1:21.5	52	6:26.3	+21.5	11	5:38.3	+32.3	23	
Shooting	1	31.0	+6.0	=26	0	29.0	+4.0	=7	2	46.0	+24.0	60	0	34.0	+11.0	=45
Range Time	1:22.9	+31.7	=39	57.3	+4.4	6	2:05.4	+1:14.2	56	1:02.8	+11.0	19	5:28.4	+1:44.3	40	
Course Time	4:58.1	+9.3	21	5:18.9	+18.8	24	5:21.6	+18.7	=21	5:23.5	+20.8	18	5:38.3	+32.3	23	
30	51	LIU Xianying	CHN		2	33:41.2	+3:25.2	30								
Cumulative Time	8:19.9	+2:34.0	41	14:34.4	+2:40.5	34	21:18.8	+2:51.5	33	28:11.5	+3:12.2	=32	33:41.2	+1:44.0	30	
Loop Time	6:00.9	+16.2	23	6:14.5	+15.6	11	6:44.4	+38.9	33	6:52.7	+47.9	33	5:29.7	+23.7	13	
Shooting	0	30.0	+5.0	=20	0	33.0	+8.0	=27	1	33.0	+11.0	=43	1	34.0	+11.0	=45
Range Time	57.0	+5.8	8	1:02.7	+9.8	=25	1:24.4	+33.2	40	1:25.6	+33.8	34	4:49.7	+1:05.6	23	
Course Time	5:03.9	+15.1	=43	5:11.8	+11.7	9	5:20.0	+17.1	18	5:27.1	+24.4	=28	5:29.7	+23.7	13	
31	35	GWIZDON Magdalena	POL		2	33:45.8	+3:29.8	31								
Cumulative Time	7:50.9	+2:05.0	32	14:41.9	+2:48.0	36	21:34.4	+3:07.1	36	28:05.5	+3:06.2	31	33:45.8	+1:48.6	31	
Loop Time	5:57.9	+13.2	10	6:51.0	+52.1	=42	6:52.5	+47.0	37	6:31.1	+26.3	14	5:40.3	+34.3	31	
Shooting	0	29.0	+4.0	=6	1	36.0	+11.0	=39	1	28.0	+6.0	=16	0	24.0	+1.0	=4
Range Time	57.5	+6.3	=11	1:28.9	+36.0	45	1:23.0	+31.8	39	54.7	+2.9	7	4:44.1	+1:00.0	21	
Course Time	5:00.4	+11.6	31	5:22.1	+22.0	30	5:29.5	+26.6	41	5:36.4	+33.7	42	5:40.3	+34.3	31	
32	19	REZLEROVA Magda	CZE		5	33:46.9	+3:30.9	32								
Cumulative Time	6:54.8	+1:08.9	15	13:13.6	+1:19.7	13	19:57.7	+1:30.4	18	28:02.1	+3:02.8	30	33:46.9	+1:49.7	32	
Loop Time	5:59.8	+15.1	=17	6:18.8	+19.9	19	6:44.1	+38.6	32	8:04.4	+1:59.6	55	5:44.8	+38.8	39	
Shooting	0	28.0	+3.0	5	0	29.0	+4.0	=7	1	25.0	+3.0	=3	4	30.0	+7.0	=28
Range Time	55.2	+4.0	3	54.8	+1.9	4	1:16.3	+25.1	24	2:39.4	+1:47.6	57	5:45.7	+2:01.6	45	
Course Time	5:04.6	+15.8	47	5:24.0	+23.9	32	5:27.8	+24.9	36	5:25.0	+22.3	=26	5:44.8	+38.8	39	
33	31	MALI Andreja	SLO		2	33:53.9	+3:37.9	33								
Cumulative Time	8:09.3	+2:23.4	37	14:44.8	+2:50.9	37	21:40.9	+3:13.6	37	28:11.5	+3:12.2	=32	33:53.9	+1:56.7	33	
Loop Time	6:32.3	+47.6	47	6:35.5	+36.6	32	6:56.1	+50.6	39	6:30.6	+25.8	13	5:42.4	+36.4	35	
Shooting	1	34.0	+9.0	=43	0	39.0	+14.0	=54	1	32.0	+10.0	=38	0	31.0	+8.0	=32
Range Time	1:28.4	+37.2	51	1:07.2	+14.3	=34	1:28.4	+37.2	45	1:01.2	+9.4	18	5:05.2	+1:21.1	32	
Course Time	5:03.9	+15.1	=43	5:28.3	+28.2	41	5:27.7	+24.8	35	5:29.4	+26.7	33	5:42.4	+36.4	35	
34	25	RASIMOVICIUTE Diana	LTU		5	33:58.4	+3:42.4	34								
Cumulative Time	7:16.6	+1:30.7	22	13:45.9	+1:52.0	26	21:15.9	+2:48.6	32	28:25.7	+3:26.4	38	33:58.4	+2:01.2	34	
Loop Time	6:00.6	+15.9	22	6:29.3	+30.4	26	7:30.0	+1:24.5	54	7:09.8	+1:05.0	46	5:32.7	+26.7	19	
Shooting	0	39.0	+14.0	=58	0	41.0	+16.0	57	3	30.0	+8.0	32	2	26.0	+3.0	=9
Range Time	1:07.8	+16.6	32	1:09.1	+16.2	37	2:14.0	+1:22.8	57	1:46.1	+54.3	49	6:17.0	+2:32.9	54	
Course Time	4:52.8	+4.0	8	5:20.2	+20.1	26	5:16.0	+13.1	13	5:23.7	+21.0	=19	5:32.7	+26.7	19	
35	50	WANG Chunli	CHN		2	34:01.8	+3:45.8	35								
Cumulative Time	8:18.3	+2:32.4	40	14:33.4	+2:39.5	32	21:00.5	+2:33.2	29	28:20.2	+3:20.9	35	34:01.8	+2:04.6	35	
Loop Time	6:00.3	+15.6	21	6:15.1	+16.2	14	6:27.1	+21.6	17	7:19.7	+1:14.9	50	5:41.6	+35.6	34	
Shooting	0	39.0	+14.0	=58	0	37.0	+12.0	=47	0	37.0	+15.0	=54	2	33.0	+10.0	=43
Range Time	1:05.2	+14.0	29	1:03.2	+10.3	=28	1:04.4	+13.2	21	1:49.6	+57.8	52	5:02.4	+1:18.3	31	
Course Time	4:55.1	+6.3	15	5:11.9	+11.8	10	5:22.7	+19.8	26	5:30.1	+27.4	35	5:41.6	+35.6	34	
36	46	TANDY Megan	CAN		1	34:02.2	+3:46.2	36								
Cumulative Time	8:45.1	+2:59.2	52	15:16.4	+3:22.5	44	21:48.0	+3:20.7	41	28:22.6	+3:23.3	37	34:02.2	+2:05.0	36	
Loop Time	6:33.1	+48.4	48	6:31.3	+32.4	29	6:31.6	+26.1	19	6:34.6	+29.8	18	5:39.6	+33.6	=27	
Shooting	1	33.0	+8.0	=37	0	35.0	+10.0	=39	0	34.0	+12.0	=47	0	32.0	+9.0	=39
Range Time	1:26.7	+35.5	48	1:02.7	+9.8	=25	1:03.3	+12.1	19	1:00.2	+8.4	17	4:32.9	+48.8	10	
Course Time	5:06.4	+17.6	50	5:28.6	+28.5	42	5:28.3	+25.4	37	5:34.4	+31.7	39	5:39.6	+33.6	=27	



COMPETITION ANALYSIS / ANALYSE DE LA COMPÉTITION

REVISION

TUE 16 FEB 2010 / MAR 16 FEV 2010 START TIME / DEBUT 10:30 END TIME / FINI A 11:08

Rank	Bib	Name	NOC Code		T													
Loop 1		Loop 2		Loop 3		Loop 4		Loop 5		Result	Behind Rank							
Time	Rank	Time	Rank	Time	Rank	Time	Rank	Time	Rank									
37	24	VITKOVA Veronika	CZE		3		34:02.5		+3:46.5		37							
Cumulative Time	7:38.3	+1:52.4	30	14:08.5	+2:14.6	31	21:13.3	+2:46.0	31	28:21.7	+3:22.4	36	34:02.5	+2:05.3	37			
Loop Time	6:23.3	+38.6	40	6:30.2	+31.3	27	7:04.8	+59.3	44	7:08.4	+1:03.6	45	5:40.8	+34.8	32			
Shooting	1	29.0	+4.0 =6	0	31.0	+6.0 =12	1	29.0	+7.0 =28	1	30.0	+7.0 =28	3	1:59.0	+23.0	=17		
Range Time	1:24.4	+33.2	43	1:00.4	+7.5	18	1:27.1	+35.9	42	1:27.2	+35.4	38	5:19.1	+1:35.0	38			
Course Time	4:58.9	+10.1	=27	5:29.8	+29.7	44	5:37.7	+34.8	49	5:41.2	+38.5	46	5:40.8	+34.8	32	27:28.4	+2:10.8	43
38	57	LIDUMA Madara	LAT		3		34:02.6		+3:46.6		38							
Cumulative Time	8:14.1	+2:28.2	38	14:34.1	+2:40.2	33	21:42.8	+3:15.5	=39	28:28.2	+3:28.9	39	34:02.6	+2:05.4	38			
Loop Time	5:46.1	+1.4	3	6:20.0	+21.1	21	7:08.7	+1:03.2	49	6:45.4	+40.6	=28	5:34.4	+28.4	22			
Shooting	0	29.0	+4.0 =6	0	31.0	+6.0 =12	2	31.0	+9.0 =33	1	29.0	+6.0 =22	3	2:00.0	+24.0	=20		
Range Time	57.3	+6.1	10	1:01.7	+8.8	=21	1:47.9	+56.7	51	1:21.7	+29.9	=31	5:08.6	+1:24.5	34			
Course Time	4:48.8	0.0	1	5:18.3	+18.2	23	5:20.8	+17.9	19	5:23.7	+21.0	=19	5:34.4	+28.4	22	26:26.0	+1:08.4	17
39	37	RAVNIKAR Dijana	SLO		1		34:02.7		+3:46.7		39							
Cumulative Time	7:56.7	+2:10.8	34	14:39.7	+2:45.8	35	21:41.4	+3:14.1	38	28:12.7	+3:13.4	34	34:02.7	+2:05.5	39			
Loop Time	6:02.7	+18.0	27	6:43.0	+44.1	38	7:01.7	+56.2	43	6:31.3	+26.5	15	5:50.0	+44.0	45			
Shooting	0	35.0	+10.0 =45	0	39.0	+14.0 =54	1	32.0	+10.0 =38	0	25.0	+2.0 =7	1	2:11.0	+35.0	=34		
Range Time	1:02.0	+10.8	25	1:08.9	+16.0	36	1:27.9	+36.7	44	55.9	+4.1	8	4:34.7	+50.6	14			
Course Time	5:00.7	+11.9	=32	5:34.1	+34.0	49	5:33.8	+30.9	45	5:35.4	+32.7	41	5:50.0	+44.0	45	27:34.0	+2:16.4	45
40	40	GEREKOVA Jana	SVK		4		34:20.1		+4:04.1		40							
Cumulative Time	7:59.3	+2:13.4	35	15:28.6	+3:34.7	48	21:50.5	+3:23.2	42	28:37.5	+3:38.2	40	34:20.1	+2:22.9	40			
Loop Time	6:01.3	+16.6	25	7:29.3	+1:30.4	55	6:21.9	+16.4	13	6:47.0	+42.2	30	5:42.6	+36.6	37			
Shooting	0	36.0	+11.0 =49	3	36.0	+11.0 =39	0	27.0	+5.0 =12	1	26.0	+3.0 =9	4	2:05.0	+29.0	=26		
Range Time	1:04.2	+13.0	27	2:16.9	+1:24.0	60	52.5	+1.3	2	1:19.0	+27.2	28	5:32.6	+1:48.5	42			
Course Time	4:57.1	+8.3	20	5:12.4	+12.3	12	5:29.4	+26.5	=39	5:28.0	+25.3	31	5:42.6	+36.6	37	26:49.5	+1:31.9	28
41	41	DOMEIJ Sofia	SWE		2		34:23.8		+4:07.8		41							
Cumulative Time	8:36.2	+2:50.3	50	15:13.1	+3:19.2	42	21:52.5	+3:25.2	43	28:51.2	+3:51.9	43	34:23.8	+2:26.6	41			
Loop Time	6:37.2	+52.5	53	6:36.9	+38.0	35	6:39.4	+33.9	27	6:58.7	+53.9	36	5:32.6	+26.6	18			
Shooting	1	42.0	+17.0 =60	0	45.0	+20.0 =59	0	40.0	+18.0 =58	1	41.0	+18.0 =53	2	2:48.0	+1:12.0	57		
Range Time	1:35.5	+44.3	57	1:11.9	+19.0	38	1:09.7	+18.5	22	1:34.8	+43.0	44	5:31.9	+1:47.8	41			
Course Time	5:01.7	+12.9	37	5:25.0	+24.9	35	5:29.7	+26.8	42	5:23.9	+21.2	=22	5:32.6	+26.6	18	26:52.9	+1:35.3	=30
42	34	SEMERENKO Vita	UKR		5		34:26.4		+4:10.4		42							
Cumulative Time	8:29.1	+2:43.2	47	14:48.6	+2:54.7	38	21:31.6	+3:04.3	35	28:46.8	+3:47.5	41	34:26.4	+2:29.2	42			
Loop Time	6:42.1	+57.4	58	6:19.5	+20.6	20	6:43.0	+37.5	30	7:15.2	+1:10.4	49	5:39.6	+33.6	=27			
Shooting	2	30.0	+5.0 =20	0	31.0	+6.0 =12	1	25.0	+3.0 =3	2	28.0	+5.0 =18	5	1:54.0	+18.0	=9		
Range Time	1:49.1	+57.9	59	57.8	+4.9	=7	1:20.8	+29.6	=34	1:50.8	+59.0	53	5:58.5	+2:14.4	50			
Course Time	4:53.0	+4.2	=9	5:21.7	+21.6	28	5:22.2	+19.3	23	5:24.4	+21.7	24	5:39.6	+33.6	=27	26:40.9	+1:23.3	25
43	32	SONG Chaoping	CHN		5		34:46.6		+4:30.6		43							
Cumulative Time	8:03.5	+2:17.6	36	15:20.5	+3:26.6	45	21:42.8	+3:15.5	=39	28:50.7	+3:51.4	42	34:46.6	+2:49.4	43			
Loop Time	6:20.5	+35.8	35	7:17.0	+1:18.1	51	6:22.3	+16.8	14	7:07.9	+1:03.1	42	5:55.9	+49.9	48			
Shooting	1	29.0	+4.0 =6	2	28.0	+3.0 =4	0	26.0	+4.0 =6	2	27.0	+4.0 =13	5	1:50.0	+14.0	=2		
Range Time	1:22.1	+30.9	36	1:50.1	+57.2	53	53.5	+2.3	4	1:45.0	+53.2	48	5:50.7	+2:06.6	47			
Course Time	4:58.4	+9.6	=22	5:26.9	+26.8	38	5:28.8	+25.9	38	5:22.9	+20.2	17	5:55.9	+49.9	48	27:12.9	+1:55.3	=38
44	52	LEBEDEVA Anna	KAZ		2		34:49.8		+4:33.8		44							
Cumulative Time	8:27.0	+2:41.1	46	15:30.0	+3:36.1	50	22:00.8	+3:33.5	45	29:01.5	+4:02.2	44	34:49.8	+2:52.6	44			
Loop Time	6:07.0	+22.3	29	7:03.0	+1:04.1	49	6:30.8	+25.3	18	7:00.7	+55.9	38	5:48.3	+42.3	42			
Shooting	0	29.0	+4.0 =6	1	38.0	+13.0 =50	0	33.0	+11.0 =43	1	35.0	+12.0 =48	2	2:15.0	+39.0	=42		
Range Time	57.9	+6.7	15	1:31.2	+38.3	49	1:01.4	+10.2 =16	1	1:29.1	+37.3	39	4:59.6	+1:15.5	29			
Course Time	5:09.1	+20.3	53	5:31.8	+31.7	47	5:29.4	+26.5	=39	5:31.6	+28.9	36	5:48.3	+42.3	42	27:30.2	+2:12.6	44
45	59	MAKARAINEN Kaisa	FIN		2		34:50.0		+4:34.0		45							
Cumulative Time	8:34.9	+2:49.0	49	15:29.3	+3:35.4	49	22:24.6	+3:57.3	48	29:02.0	+4:02.7	45	34:50.0	+2:52.8	45			
Loop Time	6:02.9	+18.2	28	6:54.4	+55.4	44	6:55.3	+49.8	38	6:37.4	+32.6	21	5:48.0	+42.0	41			
Shooting	0	35.0	+10.0 =45	1	36.0	+11.0 =39	1	31.0	+9.0 =33	0	32.0	+9.0 =39	2	2:14.0	+38.0	=39		
Range Time	1:01.4	+10.2	24	1:29.3	+36.4	=46	1:24.7	+33.5	41	59.0	+7.2	16	4:54.4	+1:10.3	26			
Course Time	5:01.5	+12.7	36	5:25.1	+25.0	36	5:30.6	+27.7	43	5:38.4	+35.7	43	5:48.0	+42.0	41	27:23.6	+2:06.0	42



COMPETITION ANALYSIS / ANALYSE DE LA COMPÉTITION

REVISION

TUE 16 FEB 2010 / MAR 16 FEV 2010 START TIME / DEBUT 10:30 END TIME / FINI A 11:08

Rank	Bib	Name	NOC Code		T												
		Loop 1		Loop 2		Loop 3		Loop 4		Loop 5		Result	Behind Rank				
		Time	Rank	Time	Rank	Time	Rank	Time	Rank	Time	Rank						
46	45	STUDEBAKER Sara	USA		2	35:00.1	+4:44.1	46									
Cumulative Time	8:49.0	+3:03.1	53	15:25.5	+3:31.6	47	22:03.1	+3:35.8	46	29:11.1	+4:11.8	46	35:00.1	+3:02.9	46		
Loop Time	6:39.0	+54.3	55	6:36.5	+37.6	33	6:37.6	+32.1	26	7:08.0	+1:03.2	43	5:49.0	+43.0	43		
Shooting	1	36.0	+11.0 =49	0	38.0	+13.0 =50	0	34.0	+12.0 =47	1	33.0	+10.0 =43	2	2:21.0	+45.0 =51		
Range Time	1:27.6	+36.4	50	1:04.8	+11.9	31	1:01.4	+10.2 =16		1:27.0	+35.2	37	5:00.8	+1:16.7	30		
Course Time	5:11.4	+22.6	54	5:31.7	+31.6	46	5:36.2	+33.3	48	5:41.0	+38.3	45	5:49.0	+43.0	43		
47	16	NILSSON Anna Maria	SWE		6	35:16.9	+5:00.9	47									
Cumulative Time	7:26.3	+1:40.4	24	14:56.3	+3:02.4	40	22:19.0	+3:51.7	47	29:22.6	+4:23.3	47	35:16.9	+3:19.7	47		
Loop Time	6:36.3	+51.6	52	7:30.0	+1:31.1	56	7:22.7	+1:17.2	51	7:03.6	+58.8	40	5:54.3	+48.3	47		
Shooting	1	38.0	+13.0 =55	2	38.0	+13.0 =50	2	26.0	+4.0 =6	1	26.0	+3.0 =9	6	2:08.0	+32.0	31	
Range Time	1:31.8	+40.6	55	1:58.4	+1:05.5	57	1:47.1	+55.9	50	1:18.5	+26.7	26	6:35.8	+2:51.7	56		
Course Time	5:04.5	+15.7	46	5:31.6	+31.5	45	5:35.6	+32.7	47	5:45.1	+42.4	48	5:54.3	+48.3	47		
48	56	GASPARIN Selina	SUI		5	35:53.5	+5:37.5	48									
Cumulative Time	9:17.9	+3:32.0	60	16:15.9	+4:22.0	56	23:07.3	+4:40.0	53	30:03.8	+5:04.5	50	35:53.5	+3:56.3	48		
Loop Time	6:49.9	+1:05.2	59	6:58.0	+59.1	47	6:51.4	+45.9	36	6:56.5	+51.7	35	5:49.7	+43.7	44		
Shooting	2	36.0	+11.0 =49	1	37.0	+12.0 =47	1	33.0	+11.0 =43	1	29.0	+6.0 =22	5	2:15.0	+39.0 =42		
Range Time	1:51.5	+1:00.3	60	1:29.3	+36.4 =46		1:27.6	+36.4	43	1:24.2	+32.4	33	6:12.6	+2:28.5	52		
Course Time	4:58.4	+9.6 =22		5:28.7	+28.6	43	5:23.8	+20.9	30	5:32.3	+29.6	37	5:49.7	+43.7	44		
49	39	PURDEA Mihaela	ROU		4	36:08.5	+5:52.5	49									
Cumulative Time	8:31.3	+2:45.4	48	15:16.2	+3:22.3	43	21:57.4	+3:30.1	44	30:02.1	+5:02.8	49	36:08.5	+4:11.3	49		
Loop Time	6:34.3	+49.6 =50		6:44.9	+46.0	39	6:41.2	+35.7	28	8:04.7	+1:59.9	56	6:06.4	+1:00.4	50		
Shooting	1	37.0	+12.0 =52	0	36.0	+11.0 =39	0	29.0	+7.0 =28	3	31.0	+8.0 =32	4	2:13.0	+37.0 =37		
Range Time	1:33.6	+42.4	56	1:02.9	+10.0	27	56.9	+5.7	12	2:17.6	+1:25.8	55	5:51.0	+2:06.9	48		
Course Time	5:00.7	+11.9 =32		5:42.0	+41.9	55	5:44.3	+41.4	52	5:47.1	+44.4	51	6:06.4	+1:00.4	50		
50	43	PONZA Michela	ITA		1	36:11.9	+5:55.9	50									
Cumulative Time	8:21.7	+2:35.8	43	15:46.1	+3:52.2	51	22:44.8	+4:17.5	50	29:58.2	+4:58.9	48	36:11.9	+4:14.7	50		
Loop Time	6:21.7	+37.0	37	7:24.4	+1:25.5	53	6:58.7	+53.2	40	7:13.4	+1:08.6	48	6:13.7	+1:07.7	54		
Shooting	0	30.0	+5.0 =20	1	35.0	+10.0 =33	0	26.0	+4.0 =6	0	41.0	+18.0 =53	1	2:12.0	+36.0	36	
Range Time	59.0	+7.8 =19		1:30.2	+37.3	48	56.3	+5.1	9	1:09.7	+17.9	21	4:35.2	+51.1	15		
Course Time	5:22.7	+33.9	59	5:54.2	+54.1	60	6:02.4	+59.5	60	6:03.7	+1:01.0	55	6:13.7	+1:07.7	54		
51	38	HALLER Katja	ITA		5	36:20.9	+6:04.9	51									
Cumulative Time	8:20.8	+2:34.9	42	15:47.3	+3:53.4	52	23:20.8	+4:53.5	54	30:09.5	+5:10.2	51	36:20.9	+4:23.7	51		
Loop Time	6:25.8	+41.1	43	7:26.5	+1:27.6	54	7:33.5	+1:28.0	55	6:48.7	+43.9	31	6:11.4	+1:05.4	53		
Shooting	1	26.0	+1.0 =3	2	25.0	0.0 =1	2	22.0	0.0	1	0	23.0	0.0 =1	5	1:36.0	0.0	1
Range Time	1:20.6	+29.4	34	1:47.8	+54.9	51	1:46.4	+55.2	49	53.0	+1.2	2	5:47.8	+2:03.7	46		
Course Time	5:05.2	+16.4	48	5:38.7	+38.6 =53		5:47.1	+44.2	54	5:55.7	+53.0	52	6:11.4	+1:05.4	53		
52	49	PLOTOGEA Dana	ROU		3	36:38.8	+6:22.8	52									
Cumulative Time	8:15.7	+2:29.8	39	14:57.0	+3:03.1	41	22:47.8	+4:20.5	51	30:28.1	+5:28.8	53	36:38.8	+4:41.6	52		
Loop Time	5:58.7	+14.0 =12		6:41.3	+42.4	37	7:50.8	+1:45.3	57	7:40.3	+1:35.5	53	6:10.7	+1:04.7	51		
Shooting	0	30.0	+5.0 =20	0	32.0	+7.0 =21	2	36.0	+14.0 =50	1	44.0	+21.0	57	2:22.0	+46.0	53	
Range Time	56.3	+5.1	5	58.7	+5.8	12	2:00.7	+1:09.5	55	1:40.5	+48.7	47	5:36.2	+1:52.1	43		
Course Time	5:02.4	+13.6	38	5:42.6	+42.5	56	5:50.1	+47.2	56	5:59.8	+57.1	54	6:10.7	+1:04.7	51		
53	47	OBERHOFER Karin	ITA		6	36:40.3	+6:24.3	53									
Cumulative Time	9:06.0	+3:20.1	57	17:01.3	+5:07.4	60	24:09.8	+5:42.5	57	30:50.1	+5:50.8	54	36:40.3	+4:43.1	53		
Loop Time	6:53.0	+1:08.3	60	7:55.3	+1:56.4	60	7:08.5	+1:03.0	48	6:40.3	+35.5	24	5:50.2	+44.2	46		
Shooting	2	31.0	+6.0 =26	3	31.0	+6.0 =12	1	29.0	+7.0 =28	0	30.0	+7.0 =28	6	2:01.0	+25.0	22	
Range Time	1:46.0	+54.8	58	2:16.6	+1:23.7	59	1:22.5	+31.3	37	56.5	+4.7 =12		6:21.6	+2:37.5	55		
Course Time	5:07.0	+18.2	51	5:38.7	+38.6 =53		5:46.0	+43.1	53	5:43.8	+41.1	47	5:50.2	+44.2	46		
54	44	SUZUKI Fuyuko	JPN		1	36:41.9	+6:25.9	54									
Cumulative Time	8:26.1	+2:40.2	45	15:20.7	+3:26.8	46	22:27.3	+4:00.0	49	30:17.5	+5:18.2	52	36:41.9	+4:44.7	54		
Loop Time	6:24.1	+39.4	42	6:54.6	+55.5	45	7:06.6	+1:01.1	47	7:50.2	+1:45.4	54	6:24.4	+1:18.4	55		
Shooting	0	31.0	+6.0 =26	0	35.0	+10.0 =33	0	34.0	+12.0 =47	1	35.0	+12.0 =48	1	2:15.0	+39.0 =42		
Range Time	58.6	+7.4	17	1:03.4	+10.5	30	1:10.6	+19.4	23	1:30.4	+38.6	42	4:43.0	+58.9	20		
Course Time	5:25.5	+36.7	60	5:51.2	+51.1	59	5:56.0	+53.1	57	6:19.8	+1:17.1	57	6:24.4	+1:18.4	55		



COMPETITION ANALYSIS / ANALYSE DE LA COMPÉTITION

REVISION

TUE 16 FEB 2010 / MAR 16 FEV 2010 START TIME / DEBUT 10:30 END TIME / FINI A 11:08

Rank	Bib	Name	NOC Code		T													
		Loop 1	Loop 2	Loop 3	Loop 4	Loop 5	Result	Behind Rank										
		Time	Rank	Time	Rank	Time	Rank	Time	Rank									
55	60	VEJNAROVA Zdenka	CZE		6	37:30.6	+7:14.6	55										
Cumulative Time	9:11.4	+3:25.5	58	16:15.2	+4:21.3	55	24:06.8	+5:39.5	56	31:19.4	+6:20.1	56	37:30.6	+5:33.4	55			
Loop Time	6:38.4	+53.7	54	7:03.8	+1:04.9	50	7:51.6	+1:46.1	58	7:12.6	+1:07.8	47	6:11.2	+1:05.2	52			
Shooting	1	29.0	+4.0	=6	1	31.0	+6.0	=12	3	28.0	+6.0	=16	1	31.0	+8.0	=32		
Range Time	1:25.0	+33.8	45	1:27.2	+34.3	43	2:17.7	+1:26.5	58	1:26.4	+34.6	35	6:36.3	+2:52.2	57			
Course Time	5:13.4	+24.6	56	5:36.6	+36.5	52	5:33.9	+31.0	46	5:46.2	+43.5	50	6:11.2	+1:05.2	52	28:21.3	+3:03.7	51

56	53	LEVCHENKOVA Natalia	MDA		4	37:38.5	+7:22.5	56										
Cumulative Time	9:02.6	+3:16.7	56	15:52.3	+3:58.4	53	22:51.3	+4:24.0	52	31:12.8	+6:13.5	55	37:38.5	+5:41.3	56			
Loop Time	6:39.6	+54.9	56	6:49.7	+50.8	40	6:59.0	+53.5	41	8:21.5	+2:16.7	57	6:25.7	+1:19.7	56			
Shooting	1	32.0	+7.0	=35	0	31.0	+6.0	=12	0	31.0	+9.0	=33	3	32.0	+9.0	=39		
Range Time	1:27.0	+35.8	49	1:01.7	+8.8	=21	1:01.2	+10.0	15	2:23.6	+1:31.8	56	5:53.5	+2:09.4	49			
Course Time	5:12.6	+23.8	55	5:48.0	+47.9	58	5:57.8	+54.9	58	5:57.9	+55.2	53	6:25.7	+1:19.7	56	29:22.0	+4:04.4	54

57	48	KRUMINA Gerda	LAT		4	37:58.7	+7:42.7	57										
Cumulative Time	8:40.2	+2:54.3	51	16:20.8	+4:26.9	57	23:50.4	+5:23.1	55	31:23.5	+6:24.2	57	37:58.7	+6:01.5	57			
Loop Time	6:26.2	+41.5	45	7:40.6	+1:41.7	59	7:29.6	+1:24.1	53	7:33.1	+1:28.3	52	6:35.2	+1:29.2	57			
Shooting	0	37.0	+12.0	=52	2	35.0	+10.0	=33	1	37.0	+15.0	=54	1	31.0	+8.0	=32		
Range Time	1:05.3	+14.1	=30	1:57.5	+1:04.6	56	1:31.2	+40.0	47	1:26.8	+35.0	36	6:00.8	+2:16.7	51			
Course Time	5:20.9	+32.1	58	5:43.1	+43.0	57	5:58.4	+55.5	59	6:06.3	+1:03.6	56	6:35.2	+1:29.2	57	29:43.9	+4:26.3	56

Lapped

54	HALINAROVA Martina	SVK										
Cumulative Time	8:57.3	+3:11.4	55	16:29.7	+4:35.8	58	24:34.1	+6:06.8	59			
Loop Time	6:34.3	+49.6	=50	7:32.4	+1:33.5	58	8:04.4	+1:58.9	59			
Shooting	1	33.0	+8.0	=37	2	36.0	+11.0	=39	3	32.0	+10.0	=38
Range Time	1:28.7	+37.5	53	1:57.1	+1:04.2	55	2:22.5	+1:31.3	59			
Course Time	5:05.6	+16.8	49	5:35.3	+35.2	51	5:41.9	+39.0	51			

55	SAUE Eveli	EST										
Cumulative Time	8:53.9	+3:08.0	54	16:14.7	+4:20.8	54	24:35.3	+6:08.0	60			
Loop Time	6:25.9	+41.2	44	7:20.8	+1:21.9	52	8:20.6	+2:15.1	60			
Shooting	1	29.0	+4.0	=6	2	32.0	+7.0	=21	4	29.0	+7.0	=28
Range Time	1:23.4	+32.2	42	1:54.8	+1:01.9	54	2:48.1	+1:56.9	60			
Course Time	5:02.5	+13.7	39	5:26.0	+25.9	37	5:32.5	+29.6	44			

58	LEBEDEVA Marina	KAZ										
Cumulative Time	9:11.9	+3:26.0	59	16:43.6	+4:49.7	59	24:30.8	+6:03.5	58			
Loop Time	6:40.9	+56.2	57	7:31.7	+1:32.8	57	7:47.2	+1:41.7	56			
Shooting	1	32.0	+7.0	=35	2	40.0	+15.0	56	2	36.0	+14.0	=50
Range Time	1:26.5	+35.3	46	1:59.5	+1:06.6	58	1:59.3	+1:08.1	54			
Course Time	5:14.4	+25.6	57	5:32.2	+32.1	48	5:47.9	+45.0	55			

Jury Decisions

Time Adjustments

4	20	OLOFSSON-ZIDEK Anna Carin	SWE	-14.0	IBU 6.4.2.1
23	23	SEMERENKO Valj	UKR	-7.0	IBU 6.4.2.1
16	26	HAUSWALD Simone	GER	-7.0	IBU 6.4.2.1

LEGEND

= Equal sign indicates that two or more competitors share the same rank
T Total penalties

Corrected Course Times in Lap 1 for Bib 20, Bib 23 and Bib 26 to reflect their time adjustment due to their late start.



FINAL RESULTS - COMPETITION DATA SUMMARY
RÉSULTATS DÉFINITIFS - RÉSUMÉ DES DONNÉES DE COMPÉTITION

TUE 16 FEB 2010 / MAR 16 FEV 2010 START TIME / DEBUT 10:30 END TIME / FINI A 11:08

Participation

Number of Entries	60
Did not start	0
Did not finish	0
Disqualified	0
Lapped	3
Ranked Competitors	57

Atmospheric Conditions at the Stadium

	30 min. before Start	At Start Time	30 min. after Start	At End Time
Weather	Cloudy	Cloudy	Cloudy	Cloudy
Snow Condition	Wet & powder	Wet & powder	Wet & powder	Wet & powder
Snow Temperature	-0.2 °C / 31.6 °F	-0.2 °C / 31.6 °F	-0.2 °C / 31.6 °F	-0.2 °C / 31.6 °F
Air Temperature	0.0 °C / 32.0 °F	1.3 °C / 34.3 °F	0.7 °C / 33.3 °F	0.7 °C / 33.3 °F
Humidity	100 %	100 %	97 %	97 %
Wind Direction/Speed	E / 0.0 m/s	E / 0.0 m/s	N / 0.9 m/s	N / 0.9 m/s

Jury Information

IBU Technical Delegate - Chairman	BAIER Norbert (IBU)
IBU Assistant Technical Delegate	ZWAHLEN Robert (IBU)
Competition Chief	COLLARD Paul (CAN)
Member	NUNAR Borut (SLO)
Member	JANOUSEK Milan (CZE)
IBU Race Director	BERGER Franz (IBU)

Course Information

red 2118m + red 2118m + red 2118m + red 2118m + red 2008m

Total Course Length	10480 m
Height Difference (HD)	27 m
Max. Climb (MM)	25 m
Total Climb (MT)	330 m

Jury Decisions


Bib 20 OLOFSSON-ZIDEK Anna Carin (SWE) TIME ADJUSTMENT -14.0 IBU 6.4.2.1
Bib 23 SEMERENKO Valj (UKR) TIME ADJUSTMENT -7.0 IBU 6.4.2.1
Bib 26 HAUSWALD Simone (GER) TIME ADJUSTMENT -7.0 IBU 6.4.2.1

IBU Technical Delegate - Chairman



BAIER Norbert (IBU)

IBU Assistant Technical Delegate



ZWAHLEN Robert (IBU)

LEGEND

E East **N** North



WOMEN'S WORLD CUP PURSUIT SCORES POINTAGES DE POURSUITE DE LA COUPE DU MONDE FEMMES

As of TUE 16 FEB 2010 / En date du MAR 16 FEV 2010

INTERMEDIATE AFTER 4 COMPETITIONS

World Cup Events

1 Hochfilzen, Women 10 km Pursuit	12 DEC 2009	4 Vancouver, Women's 10 km Pursuit	16 FEB 2010
2 Pokljuka, Women 10 km Pursuit	20 DEC 2009	5 Kontiolahti, Women 10 km Pursuit	14 MAR 2010
3 Antholz-Anterselva, Women 10 km Pursuit	24 JAN 2010	6 Oslo Holmenkollen, Women 10 km Pursuit	20 MAR 2010

Rank	Name	NOC Code	Total	1	2	3	4	5	6
1	NEUNER Magdalena	GER	181	28/13	2/54	2/54	1/60		
2	HENKEL Andrea	GER	160	6/38	10/31	1/60	10/31		
3	SLEPTSOVA Svetlana	RUS	149	2/54	1/60	29/12	18/23		
4	HAUSWALD Simone	GER	134	7/36	11/30	4/43	16/25		
5	GREGORIN Teja	SLO	129	16/25	5/40	9/32	9/32		
6	ZAITSEVA Olga	RUS	124	3/48		5/40	7/36		
7	JONSSON Helena	SWE	123	1/60	7/36		14/27		
8	KUZMINA Anastazia	SVK	121	5/40	38/3	17/24	2/54		
9	OLOFSSON-ZIDEK Anna Carin	SWE	111	8/34	8/34		4/43		
10	BAILLY Sandrine	FRA	105	11/30	16/25	7/36	27/14		
11	WILHELM Kati	GER	102	18/23	9/32	23/18	12/29		
12	BOULYGINA Anna	RUS	96	26/15	17/24	22/19	6/38		
13	BRUNET Marie Laure	FRA	95	23/18	DNS	12/29	3/48		
14	BECAERT Sylvie	FRA	93	19/22	20/21	6/38	29/12		
15	FLATLAND Ann Kristin Aafedt	NOR	92	31/10		3/48	8/34		
16	KOCHER Zina	CAN	90	21/20	4/43	14/27			
17	DOMRACHEVA Darya	BLR	85	20/21	6/38		15/26		
18	BACHMANN Tina	GER	84	10/31	19/22	10/31			
19	CYL Agnieszka	POL	79	30/11	14/27	16/25	25/16		
20	DORIN Marie	FRA	74	29/12	33/8	11/30	17/24		
21	BERGER Tora	NOR	72	9/32		DNS	5/40		
22	SEMERENKO Valj	UKR	72	DNS	21/20	8/34	23/18		
23	MEDVEDTSEVA Olga	RUS	71	17/24	18/23	38/3	20/21		
24	SKARDINO Nadezhda	BLR	70	12/29	15/26		26/15		
25	SEMERENKO Vita	UKR	59	25/16	13/28	26/15	42		
26	KALINCHIK Liudmila	BLR	56	13/28			13/28		
27	BOGALIY-TITOVETS Anna	RUS	48		3/48				
28	MAKARAINEN Kaisa	FIN	48	22/19	12/29	DNS	45		
29	DOELL Juliane	GER	47	32/9	24/17	20/21			
30	TOFALVI Eva	ROU	45		25/16	34/7	19/22		
31	BECK Martina	GER	43	4/43		DNS			
32	KONG Yingchao	CHN	40	14/27	28/13				
33	GWIZDON Magdalena	POL	39		23/18	30/11	31/10		
34	CARRAZ COLLIN Julie	FRA	37	38/3	27/14	21/20			
35	KHVOSTENKO Oksana	UKR	36	DNS	DNS	24/17	22/19		
36	WANG Chunli	CHN	32	15/26			35/6		
37	VAYGINA-EFREMOVA Lilia	UKR	32	24/17	26/15				
38	KHRUSTALEVA Elena	KAZ	31	43		=40/1	11/30		
39	PIDHRUSHNA Olena	UKR	31	DNS	40/1	31/10	21/20		
40	HALLER Katja	ITA	28		41	13/28	51		
41	BESCOND Anais	FRA	26			15/26			
42	SONG Chaoqing	CHN	26	34/7	22/19		43		
43	GASPARIN Selina	SUI	23			18/23	48		
44	LEBEDEVA Anna	KAZ	22			19/22	44		
45	NOVAKOWSKA Weronika	POL	22		LAP	32/9	28/13		
46	ROMANOVA Iana	RUS	19	35/6		28/13			
47	VEJNAROVA Zdenka	CZE	19	49	30/11	33/8	55		
48	PALKA Krystyna	POL	17	DNS		44	24/17		
49	BRANKOVIC-LIKOZAR Tadeja	SLO	16			25/16			



WOMEN'S WORLD CUP PURSUIT SCORES POINTAGES DE POURSUITE DE LA COUPE DU MONDE FEMMES

As of TUE 16 FEB 2010 / En date du MAR 16 FEV 2010

Rank	Name	NOC Code	Total	1	2	3	4	5	6
50	LIU Xianying	CHN	15	DNS	37/4			30/11	
51	LEVCHENKOVA Natalia	MDA	14	44		27/14	56		
52	BURDYGA Natalya	RUS	14	27/14					
53	HOGBERG Elisabeth	SWE	13	37/4	32/9				
54	DOMEIJ Sofia	SWE	12		29/12		41		
55	TANDY Megan	CAN	11		35/6		36/5		
56	LEBEDEVA Marina	KAZ	10	45	31/10	51	LAP		
57	REZLEROVA Magda	CZE	9	42	50	48	32/9		
58	LAUKKANEN Mari	FIN	9		34/7	39/2			
59	MALI Andreja	SLO	8	47			33/8		
60	ROGSTAD Solveig	NOR	8	33/8					
61	RASIMOVICIUTE Diana	LTU	7				34/7		
62	RAVNIKAR Dijana	SLO	7	48		36/5	39/2		
63	OBERHOFER Karin	ITA	6		46	35/6	53		
64	VITKOVA Veronika	CZE	6		39/2		37/4		
65	NILSSON Anna Maria	SWE	5	36/5			47		
66	LEHTLA Kadri	EST	5		36/5				
67	PONZA Michela	ITA	4			37/4	50		
68	LIDUMA Madara	LAT	3		42	DNS	38/3		
69	KUDRASHOVA Olga	BLR	2	39/2					
70	BOBAK Paulina	POL	1		45	=40/1			
71	GEREKOVA Jana	SVK	1		55		40/1		
72	EIKELAND Liv Kjersti	NOR	1	40/1					

NOTES

Numbers separated by a slash indicate World Cup rank / points. Number of points awarded for each rank is shown in the table below:

Rank	1	2	3	4	5	6	7	8	9	10	11	12	13	14	15	16	17	18	19	20	21	22	23	24	25	26	27	28	...	40
Points	60	54	48	43	40	38	36	34	32	31	30	29	28	27	26	25	24	23	22	21	20	19	18	17	16	15	14	13	...	1

LEGEND

DNS Did not start **LAP** Lapped



WOMEN'S WORLD CUP TOTAL SCORES / POINTAGES TOTAUX DE LA COUPE DU MONDE FEMMES

As of TUE 16 FEB 2010 / En date du MAR 16 FEV 2010

INTERMEDIATE AFTER 16 COMPETITIONS

World Cup Events								
1	Oestersund, Women 15 km Individual	2 DEC 2009	10	Ruhpolding, Women 7.5 km Sprint	13 JAN 2010	19	Kontiolahti, Women 7.5 km Sprint	13 MAR 2010
2	Oestersund, Women 7.5 km Sprint	5 DEC 2009	11	Ruhpolding, Women 12.5 km Mass Start	16 JAN 2010	20	Kontiolahti, Women 10 km Pursuit	14 MAR 2010
3	Hochfilzen, Women 7.5 km Sprint	11 DEC 2009	12	Antholz-Anterselva, Women 15 km Individual	20 JAN 2010	21	Oslo Holmenkollen, Women 7.5 km Sprint	18 MAR 2010
4	Hochfilzen, Women 10 km Pursuit	12 DEC 2009	13	Antholz-Anterselva, Women 7.5 km Sprint	22 JAN 2010	22	Oslo Holmenkollen, Women 10 km Pursuit	20 MAR 2010
5	Pokljuka, Women 15 km Individual	17 DEC 2009	14	Antholz-Anterselva, Women 10 km Pursuit	24 JAN 2010	23	Oslo Holmenkollen, Women 12.5 km Mass Start	21 MAR 2010
6	Pokljuka, Women 7.5 km Sprint	19 DEC 2009	15	Vancouver, Women's 7.5 km Sprint	13 FEB 2010	24	Khanty-Mansiysk, Women 7.5 km Sprint	25 MAR 2010
7	Pokljuka, Women 10 km Pursuit	20 DEC 2009	16	Vancouver, Women's 10 km Pursuit	16 FEB 2010	25	Khanty-Mansiysk, Women 12.5 km Mass Start	27 MAR 2010
8	Oberhof, Women 7.5 km Sprint	8 JAN 2010	17	Vancouver, Women's 15 km Individual	18 FEB 2010			
9	Oberhof, Women 12.5 km Mass Start	10 JAN 2010	18	Vancouver, Women's 12.5 km Mass Start	21 FEB 2010			

Rank	Name	NOC Code	Total	1	2	3	4	5	6	7	8	9	10	11	12	13	14	15	16	17	18	19	20	21	22	23	24	25
1	JONSSON Helena	SWE	592	1/60	4/43	2/54	1/60	1/60	12/29	7/36	2/54	2/54	15/26	1/60				12/29	14/27									
2	NEUNER Magdalena	GER	534			29/12	28/13	18/23	3/48	2/54	DNS		3/48	3/48	1/60	1/60	2/54	2/54	1/60									
3	HENKEL Andrea	GER	510	27/14	20/21	17/24	6/38	5/40	43	10/31	38/3	1/60	6/38	8/34	3/48	2/54	1/60	27/14	10/31									
4	OLOFSSON-ZIDEK Anna Carin	SWE	499	2/54	9/32	1/60	8/34	2/54	11/30	8/34	16/25	12/29	1/60	18/23				20/21	4/43									
5	HAUSWALD Simone	GER	492	32/9	74	4/43	7/36	27/14	7/36	11/30	1/60	7/36	18/23	2/54	9/32	7/36	4/43	26/15	16/25									
6	WILHELM Kati	GER	485	17/24	6/38	7/36	18/23	26/15	5/40	9/32	4/43	10/31	13/28	5/40	2/54	18/23	23/18	30/11	12/29									
7	SLEPTSOVA Svetlana	RUS	425	4/43	16/25	11/30	2/54		1/60	1/60	5/40	16/25	21/20			36/5	29/12	13/28	18/23									
8	GREGORIN Teja	SLO	418	50	23/18	24/17	16/25	9/32	13/28	5/40	26/15	18/23	12/29	6/38	15/26	10/31	9/32	9/32	9/32									
9	MEDVEDTSEVA Olga	RUS	407	9/32	2/54	6/38	17/24	7/36	17/24	18/23	19/22	26/15	2/54	10/31		30/11	38/3	22/19	20/21									
10	ZAITSEVA Olga	RUS	402	42	12/29	3/48	3/48	DNS	33		DNS	6/38	17/24	15/26	4/43	8/34	5/40	7/36	7/36									
11	BRUNET Marie Laure	FRA	395	7/36	=14/27	16/25	23/18	13/28	34/7	DNS	17/24	15/26	DNS	9/32	11/30	14/27	12/29	6/38	3/48									
12	DOMRACHEVA Darya	BLR	373	3/48	57	28/13	20/21	16/25	4/43	6/38	27/14	9/32	4/43	7/36				8/34	15/26									
13	BAILLY Sandrine	FRA	363	26/15	35/6	8/34	11/30		6/38	16/25	13/28	14/27	7/36	DNF	DNS	3/48	7/36	15/26	27/14									
14	BERGER Tora	NOR	338	14/27	1/60	14/27	9/32				22/19	3/48	8/34	13/28		26/15	DNS	33/8	5/40									
15	BOULYGINA Anna	RUS	332	54	13/28	27/14	26/15	84	40/1	17/24	12/29	11/30	5/40	20/21		11/30	22/19	4/43	6/38									
16	BECK Martina	GER	306	13/28	11/30	10/31	4/43				36/5	4/43	16/25	4/43	7/36	19/22	DNS											
17	SEMERENKO Valj	UKR	306	5/40	27/14	49	DNS	8/34	26/15	21/20	6/38	23/18			22/19	6/38	8/34	23/18	23/18									
18	KUZMINA Anastazia	SVK	304	18/23	37/4	19/22	5/40	3/48	36/5	38/3						20/21	17/24	1/60	2/54									
19	MAKARAINEN Kaisa	FIN	289	15/26	3/48	15/26	22/19	60	9/32	12/29	20/21	20/21	11/30	11/30	DNS	34/7	DNS	59	45									
20	BACHMANN Tina	GER	288			5/40	10/31	47	42	19/22	14/27	13/28	14/27	12/29	28/13	5/40	10/31											
21	DORIN Marie	FRA	278	47	40/1	42	29/12	10/31	53	33/8	7/36	28/13	26/15	21/20	29/12	13/28	11/30	3/48	17/24									
22	FLATLAND Ann Kristin Aafedt	NOR	273		=31/10	59	31/10				3/48		9/32	24/17		4/43	3/48	10/31	8/34									
23	BECAERT Sylvie	FRA	268	=37/4	19/22	33/8	19/22	53	38/3	20/21	21/20	29/12	35/6	19/22	8/34	9/32	6/38	29/12	29/12									
24	SEMERENKO Vita	UKR	239	20/21	36/5	20/21	25/16	36/5	14/27	13/28	18/23	5/40				23/18	28/13	26/15	34/7	42								
25	SKARDINO Nadezhda	BLR	233	46	69	12/29	12/29	28/13	8/34	15/26	25/16	17/24	32/9	16/25				28/13	26/15									
26	KOCHER Zina	CAN	230	56	34/7	18/23	21/20	39/2	10/31	4/43		25/16	30/11	17/24	72	15/26	14/27	65										
27	KHVOSTENKO Oksana	UKR	217	6/38	10/31	51	DNS	15/26	50	DNS	67	DNS			10/31	16/25	24/17	11/30	22/19									
28	SONG Chaoqing	CHN	211	23/18	5/40	34/7	34/7	12/29	41	22/19	11/30	22/19	24/17	25/16				32/9	43									
29	CYL Agnieszka	POL	205	52	=14/27	40/1	30/11	31/10	27/14	14/27	54	21/20				16/25	12/29	16/25	42	25/16								
30	BOGALIY-TITOVETS Anna	RUS	200					6/38	2/54	3/48	15/26	8/34	=51			DNS	75											
31	PIDHRUSHNA Olena	UKR	197	10/31	7/36	36/5	DNS	24/17	57	40/1	50	19/22			12/29	38/3	31/10	18/23	21/20									


WOMEN'S WORLD CUP TOTAL SCORES / POINTAGES TOTAUX DE LA COUPE DU MONDE FEMMES

As of TUE 16 FEB 2010 / En date du MAR 16 FEV 2010

Rank	Name	NOC Code	Total	1	2	3	4	5	6	7	8	9	10	11	12	13	14	15	16	17	18	19	20	21	22	23	24	25
32	WANG Chunli	CHN	174	35/6	8/34	25/16	15/26	33/8	77		8/34	24/17	DNS	14/27				50	35/6									
33	ROMANOVA Iana	RUS	168	21/20	93	32/9	35/6	4/43	74				10/31	22/19	14/27	53	28/13											
34	KALINCHIK Liudmila	BLR	163	51	60	13/28	13/28	30/11	75		31/10		22/19	26/15				17/24	13/28									
35	DOELL Juliane	GER	158	12/29	24/17	=57	32/9	34/7	45	24/17	48		65	23/18	13/28	29/12	20/21											
36	KONG Yingchao	CHN	151	34/7	22/19	9/32	14/27	40/1	16/25	28/13	51	27/14	50	28/13				61										
37	CARRAZ COLLIN Julie	FRA	148	40/1	47	44	38/3	11/30	19/22	27/14	66		28/13	27/14	34/7	17/24	21/20											
38	KHRUSTALEVA Elena	KAZ	140	43	44	31/10	43	23/18	79		24/17		33/8		25/16	43	=40/1	5/40	11/30									
39	LEVCHENKOVA Natalia	MDA	138	11/30	18/23	23/18	44	25/16	80		40/1		60	29/12	17/24	58	27/14	53	56									
40	GASPARIN Selina	SUI	120	74	68	62		19/22	68		23/18		DNS		5/40	24/17	18/23	56	48									
41	TOFALVI Eva	ROU	117	DNS	77	61		66	25/16	25/16	34/7		49		20/21	40/1	34/7	14/27	19/22									
42	GWIZDON Magdalena	POL	94	80	30/11	66		42	18/23	23/18	49				35/6	32/9	30/11	35/6	31/10									
43	RASIMOVICIUTE Diana	LTU	86	31/10		DNF					10/31		19/22					25/16	34/7									
44	MALI Andreja	SLO	84	22/19	=25/16	=57	47	71	64		32/9		44		19/22	61		31/10	33/8									
45	RAVNIKAR Dijana	SLO	83	16/25	=25/16	30/11	48	76	72		29/12		42		53	33/8	36/5	37/4	39/2									
46	HALLER Katja	ITA	81	36/5		78		38/3	54	41			34/7		24/17	23/18	13/28	38/3	51									
47	PONZA Michela	ITA	76	8/34	45	83		41	86				47		6/38	41	37/4	43	50									
48	PALKA Krystyna	POL	75	28/13	17/24	56	DNS	54	73				58		40/1	54	44	21/20	24/17									
49	BESCOND Anais	FRA	72					29/12	103		77		27/14		41	21/20	15/26											
50	VEJNAROVA Zdenka	CZE	70	100	79	60	49	97	=30/11	30/11			20/21		58	22/19	33/8	60	55									
51	NILSSON Anna Maria	SWE	69	71	21/20	22/19	36/5	43	84		56		95					16/25	47									
52	REZLEROVA Magda	CZE	63	67	51	38/3	42	75	51	50			55		26/15	27/14	48	19/22	32/9									
53	VAYGINA-EFREMOVA Lilia	UKR	62	76	=31/10	21/20	24/17	50	=46	26/15	59																	
54	BRANKOVIC-LIKOZAR Tadeja	SLO	56		67	72		DNS	85		46		37/4		21/20	25/16	25/16	75										
55	VITKOVA Veronika	CZE	53					22/19	39/2				90		30/11	74		24/17	37/4									
56	LIDUMA Madara	LAT	53	24/17	28/13	75		81	37/4	42	68		25/16		42	51	DNS	57	38/3									
57	BURDYGA Natalya	RUS	51	29/12		35/6	27/14	22/19																				
58	LIU Xianying	CHN	51			37/4	DNS		23/18	37/4	37/4		31/10					51	30/11									
59	DOMEIJ Sofia	SWE	49	97	56	81		83	20/21	29/12	30/11		36/5					41	41									
60	KUDRASHOVA Olga	BLR	47	30/11	46	43	39/2	45	65		9/32		39/2															
61	NOVAKOWSKA Weronika	POL	45	53	65	73		61	52	LAP	DNS				27/14	37/4	32/9	36/5	28/13									
62	OBERHOFER Karin	ITA	43			64		68	29/12	46			67		18/23	39/2	35/6	47	53									
63	TANDY Megan	CAN	37	86	DNS	111		35/6	21/20	35/6								46	36/5									
64	LEBEDEVA Marina	KAZ	36	48	61	41	45	82	15/26	31/10	79		73		55	49	51	58	LAP									
65	PURDEA Mihaela	ROU	32	25/16	62	39/2	46	91	39/2	43	43		40/1		32/9	64		39/2	49									
66	EIKELAND Liv Kjersti	NOR	30	72	66	52	40/1	20/21			33/8		46					70										
67	LIU Yuan-Yuan	CHN	30	70	29/12	76		65	=61		71		23/18															
68	NAZAROVA Olga	BLR	27	41	DNS	68		14/27	DNF		55		59			57	DNS	74										
69	DONG Xue	CHN	24	57	53	45	41	17/24	=61		87		45															
70	ANANKO Liudmila	BLR	23	66	33/8	26/15	DNS	DNS	59	DNS	DNF		DNS															
71	YURLOVA Ekaterina	RUS	23								28/13				31/10													
72	SUZUKI Fuyuko	JPN	22	19/22	80	77		79	76		41		43		46	79		44	54									
73	LEBEDEVA Anna	KAZ	22	49	DNS	84					72		74		54	42	19/22	52	44									
74	JOHNSON Haley	USA	20	91	99	86		21/20	81		61		56		45	59	LAP	80										
75	KLENOVSKA Nina	BUL	20	33/8	72	70		58	=46	54	44		29/12					62										



WOMEN'S WORLD CUP TOTAL SCORES / POINTAGES TOTAUX DE LA COUPE DU MONDE FEMMES

As of TUE 16 FEB 2010 / En date du MAR 16 FEV 2010

Rank	Name	NOC Code	Total	1	2	3	4	5	6	7	8	9	10	11	12	13	14	15	16	17	18	19	20	21	22	23	24	25
76	LEHTLA Kadri	EST	19	101	38/3	65		69	=30/11	36/5	83		54		60	66		64										
77	LAUKKANEN Mari	FIN	18	65	DNF	79			32/9	34/7	53		71		51	45	39/2	68										
78	STOIAN Alexandra	ROU	17	63	71	87		88	24/17	53	60		68		77	82		85										
79	EIE Kari Henneseid	NOR	17	DNF				62	44	48	39/2		53		36/5	31/10	43											
80	KRISTIANSEN Gro	NOR	13	88	50			70	28/13	47	70							66										
81	HOGBERG Elisabeth	SWE	13	45	54	47	37/4	48	49	32/9			82															
82	HITZER Kathrin	GER	11	39/2	55			32/9																				
83	BOBAK Paulina	POL	11	82	39/2	85		52	33/8	45	76		84		44	50	=40/1											
84	JONSSON Jenny	SWE	9	64				85	66		35/6		87		38/3	68												
85	ROGSTAD Solveig	NOR	8			46	33/8						42		48													
86	HALINAROVA Martina	SVK	8	98	81			51	56	49			=51		33/8	55	45	54	LAP									
87	FILIMONOVA Lyubov	KAZ	6	81	87	69		55	35/6	44	47		81		81	70		67										
88	YAKOVLEVA Oksana	UKR	6					96					80		49	35/6	DNF											
89	GEREKOVA Jana	SVK	6	=37/4	96	80		64	58	55			91		80	86		40/1	40/1									
90	SOULIE Laure	AND	4												37/4	48	46											
91	FERENCZ Reka	ROU	4			113		37/4	82		80		103															
92	PYSARENKO Lyudmyla	UKR	3										57		38/3													
93	MUN Ji-Hee	KOR	2	92	100	102		92	DNF		69		57		39/2	72		63										

NOTES

Numbers separated by a slash indicate World Cup rank / points. Number of points awarded for each rank is shown in the table below:

Rank	1	2	3	4	5	6	7	8	9	10	11	12	13	14	15	16	17	18	19	20	21	22	23	24	25	26	27	28	...	40
Points	60	54	48	43	40	38	36	34	32	31	30	29	28	27	26	25	24	23	22	21	20	19	18	17	16	15	14	13	...	1

LEGEND

DNF Did not finish **DNS** Did not start **LAP** Lapped



START LIST SUMMARY / LISTE DE DÉPART ABRÉGÉE

TUE 16 FEB 2010 / MAR 16 FEV 2010 START TIME / DEBUT 12:45

Bib	Name	NOC Code	Start Behind	Remarks	Bib	Name	NOC Code	Start Behind	Remarks
1	JAY Vincent	FRA	0:00		31	TOBRELUTS Indrek	EST	2:11	
2	SVENDSEN Emil Hegle	NOR	0:12		32	ZHANG Chengye	CHN	2:12	
3	FAK Jakov	CRO	0:14		33	SEMENOV Serhiy	UKR	2:13	
4	BAUER Klemen	SLO	0:17		34	LANDERTINGER Dominik	AUT	2:16	
5	DERYZEMLYA Andriy	UKR	0:41		35	FOURCADE Martin	FRA	2:18	
6	LEGUELLEC Jean Philippe	CAN	0:50		36	BAILEY Lowell	USA	2:19	
7	HURAJT Pavol	SVK	1:07		37	PEIFFER Arnd	GER	2:21	
8	FERRY Bjorn	SWE	1:12		38	LINDSTROM Fredrik	SWE	2:26	
9	TEELA Jeremy	USA	1:14		39	SAVITSKIY Yan	KAZ	2:27	
10	TCHEREZOV Ivan	RUS	1:18		40	NOVIKOV Sergey	BLR	2:30	
11	EDER Simon	AUT	1:24		41	ANTILA Timo	FIN	2:30	
12	SUMANN Christoph	AUT	1:25		42	BERGMAN Carl Johan	SWE	2:34	
13	FREI Thomas	SUI	1:29		43	VALIULLIN Rustam	BLR	2:36	
14	BRICIS Ilmars	LAT	1:34		44	WINDISCH Markus	ITA	2:37	
15	USTYUGOV Evgeny	RUS	1:40		45	MESOTITSCH Daniel	AUT	2:38	
16	HALLENBARTER Simon	SUI	1:41		46	BERGER Lars	NOR	2:45	
17	BJOERNDALLEN Ole Einar	NOR	1:41		47	BURKE Tim	USA	2:47	
18	SLESINGR Michal	CZE	1:43		48	KOIV Kauri	EST	2:48	
19	STEPHAN Christoph	GER	1:43		49	ABRAMENKO Evgeny	BLR	2:50	
20	SYMAN Alexandr	BLR	1:46		50	RASTORGUJEVS Andrejs	LAT	2:58	
21	GREIS Michael	GER	1:48		51	CHERVYHKOV Aleksandr	KAZ	3:02	
22	SEDNEV Serguei	UKR	1:49		52	SOUKUP Jaroslav	CZE	3:03	
23	BIRNBACHER Andreas	GER	1:59		53	DEFRASNE Vincent	FRA	3:07	
24	HANEVOLD Halvard	NOR	2:00		54	HAKKINEN Jay	USA	3:10	
25	ANEV Krasimir	BUL	2:01		55	JACKSON Lee-Steve	GBR	3:10	
26	SIMMEN Matthias	SUI	2:04		56	HOFER Lukas	ITA	3:11	
27	MARIC Janez	SLO	2:05		57	RUPNIK Vasja	SLO	3:13	
28	VITEK Zdenek	CZE	2:06		58	DOKL Peter	SLO	3:13	
29	SIKORA Tomasz	POL	2:08		59	KLETCHEROV Michail	BUL	3:15	
30	SHIPULIN Anton	RUS	2:11		60	COLA Mattia	ITA	3:17	



ZEROING ALLOCATION
ATTRIBUTION DES LIGNES POUR TIR D'ESSAI

TUE 16 FEB 2010 / MAR 16 FEV 2010 START TIME / DEBUT 12:45

Shooting Lane	Shooting Position	NOC Code
1	P	FRA
2	P	NOR
3	P	CRO
4	P	SLO
5	P	UKR
6	P	CAN
7	P	SVK
8	P	SWE
9	P	USA
10	P	RUS
11	P	AUT
12	P	SUI
13	P	LAT
14	P	CZE
15	P	GER
16	S	BLR
17	S	BUL
18	S	POL
19	S	EST
20	S	CHN
21	S	KAZ
22	S	FIN
23	S	ITA
24	S	GBR
25	S	
26	S	
27	S	
28	S	
29	S	
30	S	

NOTES

11:45 - 12:30 Paper Targets

LEGEND

P Prone **S** Standing



START LIST / LISTE DE DÉPART

TUE 16 FEB 2010 / MAR 16 FEV 2010 START TIME / DEBUT 12:45

Bib	Name	NOC Code	Start Behind			P	P	S	S	T	Time
			Lane 1	Lane 2	Lane 3						
1	JAY Vincent	FRA	0:00								
2	SVENDSEN Emil Hegle	NOR		0:12							
3	FAK Jakov	CRO			0:14						
4	BAUER Klemen	SLO	0:17								
5	DERYZEMLYA Andriy	UKR		0:41							
6	LEGUELLEC Jean Philippe	CAN			0:50						
7	HURAJT Pavol	SVK	1:07								
8	FERRY Bjorn	SWE		1:12							
9	TEELA Jeremy	USA			1:14						
10	TCHEREZOV Ivan	RUS	1:18								
11	EDER Simon	AUT		1:24							
12	SUMANN Christoph	AUT			1:25						
13	FREI Thomas	SUI	1:29								
14	BRICIS Ilmars	LAT		1:34							
15	USTYUGOV Evgeny	RUS			1:40						
16	HALLENBARTER Simon	SUI	1:41								
17	BJOERNDALEN Ole Einar	NOR		1:41							
18	SLESINGR Michal	CZE			1:43						
19	STEPHAN Christoph	GER	1:43								
20	SYMAN Alexandr	BLR		1:46							
21	GREIS Michael	GER			1:48						
22	SEDNEV Serguei	UKR	1:49								
23	BIRNBACHER Andreas	GER		1:59							
24	HANEVOLD Halvard	NOR			2:00						
25	ANEV Krasimir	BUL	2:01								
26	SIMMEN Matthias	SUI		2:04							
27	MARIC Janez	SLO			2:05						
28	VITEK Zdenek	CZE	2:06								
29	SIKORA Tomasz	POL		2:08							
30	SHIPULIN Anton	RUS			2:11						
31	TOBRELUITS Indrek	EST	2:11								
32	ZHANG Chengye	CHN		2:12							
33	SEMENOV Serhiy	UKR			2:13						
34	LANDERTINGER Dominik	AUT	2:16								
35	FOURCADE Martin	FRA		2:18							
36	BAILEY Lowell	USA			2:19						
37	PEIFFER Arnd	GER	2:21								
38	LINDSTROM Fredrik	SWE		2:26							
39	SAVITSKIY Yan	KAZ			2:27						
40	NOVIKOV Sergey	BLR	2:30								
41	ANTILA Timo	FIN		2:30							
42	BERGMAN Carl Johan	SWE			2:34						
43	VALIULLIN Rustam	BLR	2:36								
44	WINDISCH Markus	ITA		2:37							
45	MESOTITSCH Daniel	AUT			2:38						
46	BERGER Lars	NOR	2:45								
47	BURKE Tim	USA		2:47							
48	KOIV Kauri	EST			2:48						
49	ABRAMENKO Evgeny	BLR	2:50								
50	RASTORGUJEVS Andrejs	LAT		2:58							
51	CHERVYHKOV Alexandr	KAZ			3:02						
52	SOUKUP Jaroslav	CZE	3:03								
53	DEFRASNE Vincent	FRA		3:07							
54	HAKKINEN Jay	USA			3:10						
55	JACKSON Lee-Steve	GBR	3:10								
56	HOFER Lukas	ITA		3:11							
57	RUPNIK Vasja	SLO			3:13						



START LIST / LISTE DE DÉPART

TUE 16 FEB 2010 / MAR 16 FEV 2010 START TIME / DEBUT 12:45

Bib	Name	NOC Code	Start Behind				P	P	S	S	T	Time
			Lane 1	Lane 2	Lane 3							
58	DOKL Peter	SLO	3:13									
59	KLETCHEROV Michail	BUL		3:15								
60	COLA Mattia	ITA			3:17							

LEGEND

P Prone **S** Standing **T** Total penalties



FINAL RESULTS - COMPETITION DATA SUMMARY
RÉSULTATS DÉFINITIFS - RÉSUMÉ DES DONNÉES DE COMPÉTITION

TUE 16 FEB 2010 / MAR 16 FEV 2010 START TIME / DEBUT 12:45 END TIME / FINI A 13:27

Participation

Number of Entries	60
Did not start	0
Did not finish	0
Disqualified	0
Lapped	1
Ranked Competitors	59

Atmospheric Conditions at the Stadium

	30 min. before Start	At Start Time	30 min. after Start	At End Time
Weather	Cloudy	Cloudy	Cloudy	Cloudy
Snow Condition	Wet & powder	Wet & powder	Wet & powder	Wet & powder
Snow Temperature	-0.5 °C / 31.1 °F	-0.5 °C / 31.1 °F	-0.5 °C / 31.1 °F	-0.5 °C / 31.1 °F
Air Temperature	1.7 °C / 35.1 °F	1.7 °C / 35.1 °F	1.9 °C / 35.4 °F	1.9 °C / 35.4 °F
Humidity	95 %	95 %	96 %	96 %
Wind Direction/Speed	NE / 0.5 m/s	NE / 0.5 m/s	SE / 1.7 m/s	SE / 1.7 m/s

Jury Information

IBU Technical Delegate - Chairman	BAIER Norbert (IBU)
IBU Assistant Technical Delegate	ZWAHLEN Robert (IBU)
Competition Chief	COLLARD Paul (CAN)
Member	BONDARUK Roman (POL)
Member	BARNASHOV Vladimir (RUS)
IBU Race Director	BERGER Franz (IBU)

Course Information

green 2641m + green 2641m + green 2641m + green 2641m + green 2531m

Total Course Length	13095 m
Height Difference (HD)	27 m
Max. Climb (MM)	25 m
Total Climb (MT)	420 m

Jury Decisions


Bib 6 LEGUELLEC Jean Philippe (CAN) TIME ADJUSTMENT +30.0 IBU 6.4.2.1
Bib 9 TEELA Jeremy (USA) TIME ADJUSTMENT +22.0 IBU 6.4.2.1

IBU Technical Delegate - Chairman



BAIER Norbert (IBU)

IBU Assistant Technical Delegate



ZWAHLEN Robert (IBU)

LEGEND

NE Northeast **SE** Southeast



FINAL RESULTS / RÉSULTATS DÉFINITIFS

TUE 16 FEB 2010 / MAR 16 FEV 2010 START TIME / DEBUT 12:45 END TIME / FINI A 13:27

Rank	Bib	Name	NOC Code	Start Behind	P	P	S	S	T	Result	WC
1	8	FERRY Bjorn	SWE	1:12	0	0	0	1	1	33:38.4	60
2	12	SUMANN Christoph	AUT	1:25	0	0	1	1	2	+16.5	54
3	1	JAY Vincent	FRA	0:00	0	0	1	1	2	+28.2	48
4	11	EDER Simon	AUT	1:24	0	0	2	1	3	+31.0	43
5	21	GREIS Michael	GER	1:48	0	0	0	1	1	+51.2	40
6	10	TCHEREZOV Ivan	RUS	1:18	1	0	1	0	2	+51.2	38
7	17	BJOERNDALEN Ole Einar	NOR	1:41	0	0	0	2	2	+51.4	36
8	2	SVENDSEN Emil Hegle	NOR	0:12	0	1	2	1	4	+52.0	34
9	4	BAUER Klemen	SLO	0:17	1	0	2	2	5	+55.4	32
10	22	SEDNEV Serguei	UKR	1:49	0	0	0	0	0	+1:11.6	31
11	6	LEGUELLEC Jean Philippe	CAN	0:50	0	1	0	1	2	+1:13.5	30
12	13	FREI Thomas	SUI	1:29	0	1	0	0	1	+1:18.0	29
13	23	BIRNBACHER Andreas	GER	1:59	1	0	1	0	2	+1:25.0	28
14	34	LANDERTINGER Dominik	AUT	2:16	1	0	1	1	3	+1:28.3	27
15	15	USTYUGOV Evgeny	RUS	1:40	1	1	2	0	4	+1:29.0	26
16	7	HURAJT Pavol	SVK	1:07	1	0	0	2	3	+1:34.4	25
17	24	HANEVOLD Halvard	NOR	2:00	1	1	0	0	2	+1:34.7	24
18	29	SIKORA Tomasz	POL	2:08	1	1	0	1	3	+1:35.9	23
19	42	BERGMAN Carl Johan	SWE	2:34	0	1	0	0	1	+1:36.2	22
20	30	SHIPULIN Anton	RUS	2:11	0	1	2	0	3	+1:56.0	21
21	40	NOVIKOV Sergey	BLR	2:30	0	0	1	1	2	+1:56.8	20
22	53	DEFRASNE Vincent	FRA	3:07	0	0	0	0	0	+1:57.2	19
23	46	BERGER Lars	NOR	2:45	0	0	0	2	2	+1:58.8	18
24	9	TEELA Jeremy	USA	1:14	0	0	2	2	4	+2:07.0	17
25	3	FAK Jakov	CRO	0:14	2	1	0	1	4	+2:07.2	16
26	5	DERYZEMLYA Andriy	UKR	0:41	1	0	3	2	6	+2:10.3	15
27	39	SAVITSKIY Yan	KAZ	2:27	0	0	1	0	1	+2:11.2	14
28	26	SIMMEN Matthias	SUI	2:04	3	0	0	0	3	+2:16.6	13
29	18	SLESINGR Michal	CZE	1:43	0	0	1	2	3	+2:20.4	12
30	19	STEPHAN Christoph	GER	1:43	1	0	1	2	4	+2:23.9	11
31	20	SYMAN Alexandr	BLR	1:46	0	0	1	1	2	+2:35.5	10
32	14	BRICIS Ilmars	LAT	1:34	0	0	2	2	4	+2:36.5	9
33	38	LINDSTROM Fredrik	SWE	2:26	0	1	1	2	4	+2:47.1	8
34	35	FOURCADE Martin	FRA	2:18	1	0	2	2	5	+2:50.0	7
35	32	ZHANG Chengye	CHN	2:12	0	2	1	2	5	+2:50.3	6
36	36	BAILEY Lowell	USA	2:19	0	2	1	0	3	+2:55.6	5
37	37	PEIFFER Arnd	GER	2:21	0	0	1	3	4	+3:06.5	4
38	28	VITEK Zdenek	CZE	2:06	1	1	1	2	5	+3:06.7	3
39	33	SEMENOV Serhiy	UKR	2:13	3	1	0	0	4	+3:17.3	2
40	49	ABRAMENKO Evgeny	BLR	2:50	0	0	1	0	1	+3:17.6	1
41	45	MESOTITSCH Daniel	AUT	2:38	0	0	3	1	4	+3:17.6	
42	43	VALIULLIN Rustam	BLR	2:36	1	0	2	2	5	+3:27.1	
43	16	HALLENBARTER Simon	SUI	1:41	1	2	1	2	6	+3:29.5	
44	59	KLETCHEROV Michail	BUL	3:15	0	0	0	0	0	+3:29.7	
45	25	ANEV Krasimir	BUL	2:01	2	0	0	1	3	+3:45.8	
46	47	BURKE Tim	USA	2:47	0	2	1	2	5	+3:48.4	
47	27	MARIC Janez	SLO	2:05	0	1	3	1	5	+3:50.0	
48	31	TOBRELUITS Indrek	EST	2:11	2	0	2	1	5	+3:50.6	
49	51	CHERVYHKOV Aleksandr	KAZ	3:02	1	0	1	1	3	+3:52.1	
50	48	KOIV Kauri	EST	2:48	0	1	2	1	4	+4:07.1	
51	52	SOUKUP Jaroslav	CZE	3:03	1	1	1	1	4	+4:26.5	
52	41	ANTILA Timo	FIN	2:30	0	1	2	3	6	+4:43.7	
53	44	WINDISCH Markus	ITA	2:37	0	2	3	1	6	+6:12.4	
54	56	HOFER Lukas	ITA	3:11	2	0	2	1	5	+6:12.5	
55	60	COLA Mattia	ITA	3:17	0	0	0	4	4	+6:12.5	
56	55	JACKSON Lee-Steve	GBR	3:10	0	1	3	0	4	+6:16.3	
57	54	HAKKINEN Jay	USA	3:10	1	2	3	0	6	+6:54.8	



FINAL RESULTS / RÉSULTATS DÉFINITIFS

TUE 16 FEB 2010 / MAR 16 FEV 2010 START TIME / DEBUT 12:45 END TIME / FINI A 13:27

Rank	Bib	Name	NOC Code	Start Behind	P	P	S	S	T	Result	WC
58	50	RASTORGUJEVS Andrejs	LAT	2:58	2	2	3	2	9	+7:57.5	
59	57	RUPNIK Vasja	SLO	3:13	1	2	4	4	11	+8:20.8	

Lapped											
	58	DOKL Peter	SLO	3:13	0	3	2				

Jury Decisions											
Time Adjustments											
	11	6 LEGUELLEC Jean Philippe	CAN							+30.0	IBU 6.4.2.1
	24	9 TEELA Jeremy	USA							+22.0	IBU 6.4.2.1

LEGEND											
P	Prone		S	Standing		T	Total penalties		WC	World Cup	



COMPETITION ANALYSIS / ANALYSE DE LA COMPÉTITION

REVISION

TUE 16 FEB 2010 / MAR 16 FEV 2010 START TIME / DEBUT 12:45 END TIME / FINI A 13:27

Rank	Bib	Name	NOC Code		T															
Loop 1		Loop 2		Loop 3		Loop 4		Loop 5		Result	Behind Rank									
Time	Rank	Time	Rank	Time	Rank	Time	Rank	Time	Rank											
1	8	FERRY Bjorn	SWE		1	33:38.4	0.0	1												
Cumulative Time	7:31.9	+1:11.3	8	14:04.2	+45.7	7	20:37.7	+5.5	2	27:37.9	0.0	1	33:38.4	0.0	1					
Loop Time	6:19.9	+20.9	=20	6:32.3	+6.4	5	6:33.5	0.0	1	7:00.2	+23.1	17	6:00.5	+17.6	16					
Shooting	0	29.0	+9.0	=29	0	29.0	+6.0	=19	0	23.0	+5.0	=7	1	25.0	+7.0	=18				
Range Time	51.5	+8.2	7	55.6	+6.7	17	51.5	+2.5	6	1:10.0	+23.1	20								
Course Time	5:28.4	+20.6	42	5:36.7	+5.1	3	5:42.0	+0.5	2	5:50.2	+7.0	=9	6:00.5	+17.6	16	28:37.8	+31.6	8		
2	12	SUMANN Christoph	AUT		2	33:54.9	+16.5	2												
Cumulative Time	7:35.6	+1:15.0	9	14:03.7	+45.2	6	20:58.8	+26.6	4	27:54.8	+16.9	3	6:00.1	+17.2	15	33:54.9	+16.5	2		
Loop Time	6:10.6	+11.6	4	6:28.1	+2.2	2	6:55.1	+21.6	13	6:56.0	+18.9	11								
Shooting	0	27.0	+7.0	=12	0	31.0	+8.0	=31	1	28.0	+10.0	=29	2	26.0	+8.0	=24	1:52.0	+33.0	=21	
Range Time	50.6	+7.3	6	56.5	+7.6	23	1:13.6	+24.6	23	1:12.8	+25.9	21								
Course Time	5:20.0	+12.2	13	5:31.6	0.0	1	5:41.5	0.0	1	5:43.2	0.0	1	6:00.1	+17.2	15	28:16.4	+10.2	2		
3	1	JAY Vincent	FRA		2	34:06.6	+28.2	3												
Cumulative Time	6:20.6	0.0	1	13:18.5	0.0	1	20:32.2	0.0	1	27:38.1	+0.2	2	6:28.5	+45.6	49	34:06.6	+28.2	3		
Loop Time	6:20.6	+21.6	22	6:57.9	+32.0	33	7:13.7	+40.2	30	7:05.9	+28.8	21								
Shooting	0	21.0	+1.0	2	0	29.0	+6.0	=19	1	22.0	+4.0	=5	2	21.0	+3.0	=3	1:33.0	+14.0	3	
Range Time	43.3	0.0	1	53.9	+5.0	11	1:10.9	+21.9	19	1:09.7	+22.8	19								
Course Time	5:37.3	+29.5	58	6:04.0	+32.4	55	6:02.8	+21.3	44	5:56.2	+13.0	22	6:28.5	+45.6	49	30:08.8	+2:02.6	49		
4	11	EDER Simon	AUT		3	34:09.4	+31.0	4												
Cumulative Time	7:29.0	+1:08.4	7	13:58.7	+40.2	4	21:14.3	+42.1	8	28:13.8	+35.9	4	5:55.6	+12.7	=10	34:09.4	+31.0	4		
Loop Time	6:05.0	+6.0	3	6:29.7	+3.8	3	7:15.6	+42.1	33	6:59.5	+22.4	15								
Shooting	0	20.0	0.0	1	0	23.0	0.0	=1	2	18.0	0.0	1	3	18.0	0.0	1	1:19.0	0.0	1	
Range Time	44.4	+1.1	2	50.6	+1.7	4	1:28.7	+39.7	39	1:05.7	+18.8	18								
Course Time	5:20.6	+12.8	16	5:39.1	+7.5	6	5:46.9	+5.4	9	5:53.8	+10.6	16	5:55.6	+12.7	=10	28:36.0	+29.8	7		
5	21	GREIS Michael	GER		1	34:29.6	+51.2	5												
Cumulative Time	8:03.7	+1:43.1	17	14:38.9	+1:20.4	12	21:33.3	+1:01.1	10	28:36.3	+58.4	9	5:53.3	+10.4	7	34:29.6	+51.2	5		
Loop Time	6:15.7	+16.7	=11	6:35.2	+9.3	8	6:54.4	+20.9	11	7:03.0	+25.9	20								
Shooting	0	27.0	+7.0	=12	0	27.0	+4.0	=9	0	28.0	+10.0	=29	1	31.0	+13.0	=49	1:53.0	+34.0	=26	
Range Time	51.8	+8.5	8	53.7	+4.8	10	54.7	+5.7	14	1:14.3	+27.4	27								
Course Time	5:23.9	+16.1	=26	5:41.5	+9.9	15	5:59.7	+18.2	40	5:48.7	+5.5	4	5:53.3	+10.4	7	28:47.1	+40.9	=13		
6	10	TCHEREZOV Ivan	RUS		2	34:29.6	+51.2	6												
Cumulative Time	7:59.6	+1:39.0	16	14:39.7	+1:21.2	13	21:50.5	+1:18.3	15	28:34.0	+56.1	8	5:55.6	+12.7	=10	34:29.6	+51.2	6		
Loop Time	6:41.6	+42.6	46	6:40.1	+14.2	15	7:10.8	+37.3	26	6:43.5	+6.4	3								
Shooting	1	28.0	+8.0	=19	0	31.0	+8.0	=31	1	24.0	+6.0	=9	0	29.0	+11.0	=40	2	1:52.0	+33.0	=21
Range Time	1:12.7	+29.4	38	55.7	+6.8	=18	1:13.4	+24.4	22	54.7	+7.8	12								
Course Time	5:28.9	+21.1	=43	5:44.4	+12.8	23	5:57.4	+15.9	33	5:48.8	+5.6	5	5:55.6	+12.7	=10	28:55.1	+48.9	19		
7	17	BJOERNDALEN Ole Einar	NOR		2	34:29.8	+51.4	7												
Cumulative Time	7:40.0	+1:19.4	10	14:15.1	+56.6	8	20:51.8	+19.6	3	28:17.6	+39.7	5	6:12.2	+29.3	36	34:29.8	+51.4	7		
Loop Time	5:59.0	0.0	1	6:35.1	+9.2	7	6:36.7	+3.2	3	7:25.8	+48.7	32								
Shooting	0	23.0	+3.0	=3	0	24.0	+1.0	3	0	24.0	+6.0	=9	2	27.0	+9.0	=27	2	1:38.0	+19.0	5
Range Time	47.1	+3.8	3	50.5	+1.6	3	49.7	+0.7	3	1:31.2	+44.3	39								
Course Time	5:11.9	+4.1	4	5:44.6	+13.0	=24	5:47.0	+5.5	10	5:54.6	+11.4	18	6:12.2	+29.3	36	28:50.3	+44.1	16		
8	2	SVENDSEN Emil Hegle	NOR		4	34:30.4	+52.0	8												
Cumulative Time	6:36.5	+15.9	2	13:40.1	+21.6	2	21:06.7	+34.5	5	28:18.8	+40.9	6	6:11.6	+28.7	34	34:30.4	+52.0	8		
Loop Time	6:24.5	+25.5	=26	7:03.6	+37.7	40	7:26.6	+53.1	42	7:12.1	+35.0	23								
Shooting	0	29.0	+9.0	=29	1	28.0	+5.0	=11	2	26.0	+8.0	=19	1	29.0	+11.0	=40	4	1:52.0	+33.0	=21
Range Time	52.5	+9.2	=10	1:15.1	+26.2	35	1:35.5	+46.5	40	1:13.4	+26.5	23								
Course Time	5:32.0	+24.2	49	5:48.5	+16.9	30	5:51.1	+9.6	19	5:58.7	+15.5	27	6:11.6	+28.7	34	29:21.9	+1:15.7	31		
9	4	BAUER Klemen	SLO		5	34:33.8	+55.4	9												
Cumulative Time	6:58.1	+37.5	3	13:41.7	+23.2	3	21:07.7	+35.5	6	28:37.5	+59.6	10	5:56.3	+13.4	12	34:33.8	+55.4	9		
Loop Time	6:41.1	+42.1	45	6:43.6	+17.7	21	7:26.0	+52.5	41	7:29.8	+52.7	38								
Shooting	1	27.0	+7.0	=12	0	28.0	+5.0	=11	2	28.0	+10.0	=29	2	23.0	+5.0	=8	5	1:46.0	+27.0	=10
Range Time	1:13.7	+30.4	41	54.4	+5.5	12	1:37.0	+48.0	42	1:32.8	+45.9	40								
Course Time	5:27.4	+19.6	=38	5:49.2	+17.6	33	5:49.0	+7.5	15	5:57.0	+13.8	24	5:56.3	+13.4	12	28:58.9	+52.7	22		



COMPETITION ANALYSIS / ANALYSE DE LA COMPÉTITION

REVISION

TUE 16 FEB 2010 / MAR 16 FEV 2010 START TIME / DEBUT 12:45 END TIME / FINI A 13:27

Rank	Bib	Name	NOC Code		T												
Loop 1		Loop 2		Loop 3		Loop 4		Loop 5		Result	Behind Rank						
Time	Rank	Time	Rank	Time	Rank	Time	Rank	Time	Rank								
10	22	SEDNEV Serguei	UKR		0	34:50.0	+1:11.6	10									
Cumulative Time	8:07.7	+1:47.1	20	14:53.2	+1:34.7	18	21:47.7	+1:15.5	12	28:44.7	+1:06.8	12	34:50.0	+1:11.6	10		
Loop Time	6:18.7	+19.7	18	6:45.5	+19.6	22	6:54.5	+21.0	12	6:57.0	+19.9	14	6:05.3	+22.4	23		
Shooting	0	26.0	+6.0 =8	0	29.0	+6.0 =19	0	25.0	+7.0 =13	0	25.0	+7.0 =18	0	1:45.0	+26.0 =8		
Range Time	53.4	+10.1 =14		55.7	+6.8 =18		53.5	+4.5 10		52.6	+5.7 9		3:35.2	+16.9 3			
Course Time	5:25.3	+17.5 31		5:49.8	+18.2 35		6:01.0	+19.5 42		6:04.4	+21.2 41		6:05.3	+22.4 23		29:25.8	+1:19.6 36
11	6	LEGUELLEC Jean Philippe	CAN		2	34:51.9	+1:13.5	11									
Cumulative Time	7:05.7	+45.1 4	14:16.5	+58.0 9	21:12.4	+40.2 7	28:33.4	+55.5 7				34:51.9	+1:13.5 11				
Loop Time	6:15.7	+16.7 =11	7:10.8	+44.9 47	6:55.9	+22.4 14	7:21.0	+43.9 28	6:18.5	+35.6 46							
Shooting	0	23.0	+3.0 =3	1	26.0	+3.0 =4	0	24.0	+6.0 =11	2	24.0	+6.0 =11	2	1:37.0	+18.0 4		
Range Time	49.7	+6.4 4	1:15.8	+26.9 36	52.3	+3.3 8	1:13.5	+26.6 24				4:11.3	+53.0 14				
Course Time	5:26.0	+18.2 34	5:55.0	+23.4 45	6:03.6	+22.1 45	6:07.5	+24.3 47	6:18.5	+35.6 46			29:50.6	+1:44.4 47			
12	13	FREI Thomas	SUI		1	34:56.4	+1:18.0	12									
Cumulative Time	7:46.4	+1:25.8 11	14:55.7	+1:37.2 19	21:48.6	+1:16.4 13	28:43.9	+1:06.0 11				34:56.4	+1:18.0 12				
Loop Time	6:17.4	+18.4 15	7:09.3	+43.4 =43	6:52.9	+19.4 10	6:55.3	+18.2 10	6:12.5	+29.6 38							
Shooting	0	26.0	+6.0 =8	1	31.0	+8.0 =31	0	26.0	+8.0 =19	0	27.0	+9.0 =27	1	1:50.0	+31.0 =18		
Range Time	53.2	+9.9 13	1:19.0	+30.1 44	53.9	+4.9 11	52.5	+5.6 8				3:58.6	+40.3 9				
Course Time	5:24.2	+16.4 28	5:50.3	+18.7 36	5:59.0	+17.5 37	6:02.8	+19.6 36	6:12.5	+29.6 38			29:28.8	+1:22.6 39			
13	23	BIRNBACHER Andreas	GER		2	35:03.4	+1:25.0	13									
Cumulative Time	8:40.8	+2:20.2 28	15:12.7	+1:54.2 21	22:14.1	+1:41.9 19	28:59.5	+1:21.6 13				35:03.4	+1:25.0 13				
Loop Time	6:41.8	+42.8 47	6:31.9	+6.0 4	7:01.4	+27.9 18	6:45.4	+8.3 6	6:03.9	+21.0 =20							
Shooting	1	28.0	+8.0 =19	0	26.0	+3.0 =4	1	25.0	+7.0 =13	0	24.0	+6.0 =11	2	1:43.0	+24.0 =6		
Range Time	1:13.5	+30.2 39	50.0	+1.1 2	1:12.7	+23.7 21	51.1	+4.2 5				4:07.3	+49.0 12				
Course Time	5:28.3	+20.5 41	5:41.9	+10.3 18	5:48.7	+7.2 14	5:54.3	+11.1 17	6:03.9	+21.0 =20			28:57.1	+50.9 =20			
14	34	LANDERTINGER Dominik	AUT		3	35:06.7	+1:28.3	14									
Cumulative Time	8:52.5	+2:31.9 38	15:18.4	+1:59.9 =22	22:20.9	+1:48.7 20	29:23.8	+1:45.9 =17				35:06.7	+1:28.3 14				
Loop Time	6:36.5	+37.5 =40	6:25.9	0.0 1	7:02.5	+29.0 19	7:02.9	+25.8 19	5:42.9	0.0 1							
Shooting	1	32.0	+12.0 =48	0	26.0	+3.0 =4	1	26.0	+8.0 =19	1	25.0	+7.0 =18	3	1:49.0	+30.0 17		
Range Time	1:20.4	+37.1 52	53.0	+4.1 8	1:17.1	+28.1 =26	1:14.0	+27.1 26				4:44.5	+1:26.2 23				
Course Time	5:16.1	+8.3 7	5:32.9	+1.3 2	5:45.4	+3.9 6	5:48.9	+5.7 6	5:42.9	0.0 1			28:06.2	0.0 1			
15	15	USTYUGOV Evgeny	RUS		4	35:07.4	+1:29.0	15									
Cumulative Time	8:07.1	+1:46.5 18	15:09.8	+1:51.3 20	22:46.7	+2:14.5 31	29:23.8	+1:45.9 =17				35:07.4	+1:29.0 15				
Loop Time	6:27.1	+28.1 31	7:02.7	+36.8 39	7:36.9	+1:03.4 46	6:37.1	0.0 1	5:43.6	+0.7 2							
Shooting	1	28.0	+8.0 =19	1	33.0	+10.0 =48	2	31.0	+13.0 =47	0	22.0	+4.0 =5	4	1:54.0	+35.0 28		
Range Time	1:14.9	+31.6 44	1:22.1	+33.2 49	1:44.0	+55.0 50	47.9	+1.0 2				5:08.9	+1:50.6 33				
Course Time	5:12.2	+4.4 5	5:40.6	+9.0 =12	5:52.9	+11.4 23	5:49.2	+6.0 7	5:43.6	+0.7 2			28:18.5	+12.3 3			
16	7	HURAJT Pavol	SVK		3	35:12.8	+1:34.4	16									
Cumulative Time	7:54.5	+1:33.9 15	14:40.6	+1:22.1 =14	21:30.3	+58.1 9	29:03.7	+1:25.8 14				35:12.8	+1:34.4 16				
Loop Time	6:47.5	+48.5 51	6:46.1	+20.2 =23	6:49.7	+16.2 9	7:33.4	+56.3 39	6:09.1	+26.2 30							
Shooting	1	28.0	+8.0 =19	0	28.0	+5.0 =11	0	25.0	+7.0 =13	2	24.0	+6.0 =11	3	1:45.0	+26.0 =8		
Range Time	1:13.8	+30.5 42	55.2	+6.3 15	49.7	+0.7 =3		1:38.1	+51.2 46			4:36.8	+1:18.5 20				
Course Time	5:33.7	+25.9 53	5:50.9	+19.3 37	6:00.0	+18.5 41	5:55.3	+12.1 20	6:09.1	+26.2 30			29:29.0	+1:22.8 40			
17	24	HANEVOLD Halvard	NOR		2	35:13.1	+1:34.7	17									
Cumulative Time	8:40.1	+2:19.5 27	15:42.4	+2:23.9 33	22:30.5	+1:58.3 26	29:17.7	+1:39.8 15				35:13.1	+1:34.7 17				
Loop Time	6:40.1	+41.1 44	7:02.3	+36.4 38	6:48.1	+14.6 7	6:47.2	+10.1 7	5:55.4	+12.5 8							
Shooting	1	25.0	+5.0 =6	1	31.0	+8.0 =31	0	29.0	+11.0 =37	0	30.0	+12.0 =47	2	1:55.0	+36.0 =29		
Range Time	1:12.0	+28.7 37	1:18.8	+29.9 43	58.3	+9.3 18		57.0	+10.1 15			4:26.1	+1:07.8 19				
Course Time	5:28.1	+20.3 40	5:43.5	+11.9 21	5:49.8	+8.3 16	5:50.2	+7.0 =9	5:55.4	+12.5 8			28:47.0	+40.8 12			
18	29	SIKORA Tomasz	POL		3	35:14.3	+1:35.9	18									
Cumulative Time	8:42.1	+2:21.5 29	15:38.7	+2:20.2 32	22:24.0	+1:51.8 23	29:24.0	+1:46.1 19				35:14.3	+1:35.9 18				
Loop Time	6:34.1	+35.1 38	6:56.6	+30.3 30	6:45.3	+11.8 5	7:00.0	+22.9 16	5:50.3	+7.4 5							
Shooting	1	29.0	+9.0 =29	1	30.0	+7.0 =26	0	28.0	+10.0 =29	1	23.0	+5.0 =8	3	1:50.0	+31.0 =18		
Range Time	1:15.1	+31.8 45	1:16.7	+27.8 38	54.8	+5.8 15		1:13.6	+26.7 25			4:40.2	+1:21.9 21				
Course Time	5:19.0	+11.2 11	5:39.9	+8.3 9	5:50.5	+9.0 18	5:46.4	+3.2 =2	5:50.3	+7.4 5			28:26.1	+19.9 4			



COMPETITION ANALYSIS / ANALYSE DE LA COMPÉTITION

REVISION

TUE 16 FEB 2010 / MAR 16 FEV 2010 START TIME / DEBUT 12:45 END TIME / FINI A 13:27

Rank	Bib	Name	NOC Code		T													
		Loop 1	Loop 2	Loop 3	Loop 4	Loop 5	Result	Behind Rank										
		Time	Rank	Time	Rank	Time	Rank	Time	Rank									
19	42	BERGMAN Carl Johan	SWE		1	35:14.6	+1:36.2	19										
Cumulative Time	8:56.9	+2:36.3	39	16:01.8	+2:43.3	39	22:42.1	+2:09.9	29	29:24.6	+1:46.7	20	35:14.6	+1:36.2	19			
Loop Time	6:22.9	+23.9	25	7:04.9	+39.0	42	6:40.3	+6.8	4	6:42.5	+5.4	2	5:50.0	+7.1	4			
Shooting	0	30.0	+10.0	=36	1	28.0	+5.0	=11	0	21.0	+3.0	=2	0	24.0	+6.0	=11		
Range Time	57.2	+13.9	30	1:15.9	+27.0	37	49.9	+0.9	5	50.5	+3.6	4	1	1:43.0	+24.0	=6		
Course Time	5:25.7	+17.9	32	5:49.0	+17.4	32	5:50.4	+8.9	17	5:52.0	+8.8	13	5:50.0	+7.1	4	28:47.1	+40.9	=13
20	30	SHIPULIN Anton	RUS		3	35:34.4	+1:56.0	20										
Cumulative Time	8:23.5	+2:02.9	24	15:23.2	+2:04.7	27	22:53.7	+2:21.5	=34	29:38.9	+2:01.0	26	35:34.4	+1:56.0	20			
Loop Time	6:12.5	+13.5	6	6:59.7	+33.8	34	7:30.5	+57.0	44	6:45.2	+8.1	5	5:55.5	+12.6	9			
Shooting	0	29.0	+9.0	=29	1	34.0	+11.0	=50	2	36.0	+18.0	58	0	25.0	+7.0	=18		
Range Time	52.4	+9.1	9	1:19.9	+31.0	=45	1:47.7	+58.7	52	52.1	+5.2	=6	3	2:04.0	+45.0	=50		
Course Time	5:20.1	+12.3	14	5:39.8	+8.2	8	5:42.8	+1.3	3	5:53.1	+9.9	14	5:55.5	+12.6	9	28:31.3	+25.1	6
21	40	NOVIKOV Sergey	BLR		2	35:35.2	+1:56.8	21										
Cumulative Time	8:43.0	+2:22.4	31	15:21.0	+2:02.5	26	22:27.6	+1:55.4	25	29:34.1	+1:56.2	22	35:35.2	+1:56.8	21			
Loop Time	6:13.0	+14.0	7	6:38.0	+12.1	12	7:06.6	+33.1	21	7:06.5	+29.4	22	6:01.1	+18.2	17			
Shooting	0	28.0	+8.0	=19	0	31.0	+8.0	=31	1	30.0	+12.0	=41	1	28.0	+10.0	=32		
Range Time	53.9	+10.6	17	56.6	+7.7	24	1:18.0	+29.0	=30	1:16.4	+29.5	28	2	1:57.0	+38.0	=34		
Course Time	5:19.1	+11.3	12	5:41.4	+9.8	14	5:48.6	+7.1	13	5:50.1	+6.9	8	6:01.1	+18.2	17	28:40.3	+34.1	9
22	53	DEFRASNE Vincent	FRA		0	35:35.6	+1:57.2	22										
Cumulative Time	9:26.7	+3:06.1	48	16:08.1	+2:49.6	42	22:53.7	+2:21.5	=34	29:37.6	+1:59.7	24	35:35.6	+1:57.2	22			
Loop Time	6:19.7	+20.7	19	6:41.4	+15.5	16	6:45.6	+12.1	6	6:43.9	+6.8	4	5:58.0	+15.1	13			
Shooting	0	24.0	+4.0	5	0	23.0	0.0	=1	0	22.0	+4.0	=5	0	23.0	+5.0	=8		
Range Time	50.1	+6.8	5	48.9	0.0	1	49.0	0.0	1	50.3	+3.4	3	0	1:32.0	+13.0	2		
Course Time	5:29.6	+21.8	45	5:52.5	+20.9	39	5:56.6	+15.1	=30	5:53.6	+10.4	15	5:58.0	+15.1	13	29:10.3	+1:04.1	27
23	46	BERGER Lars	NOR		2	35:37.2	+1:58.8	23										
Cumulative Time	9:07.6	+2:47.0	42	15:46.4	+2:27.9	36	22:22.8	+1:50.6	22	29:46.0	+2:08.1	27	35:37.2	+1:58.8	23			
Loop Time	6:22.6	+23.6	24	6:38.8	+12.9	14	6:36.4	+2.9	2	7:23.2	+46.1	29	5:51.2	+8.3	6			
Shooting	0	35.0	+15.0	58	0	31.0	+8.0	=31	0	21.0	+3.0	=2	2	25.0	+7.0	=18		
Range Time	59.3	+16.0	33	56.1	+7.2	=20	49.2	+0.2	2	1:36.8	+49.9	43	4	2:14.0	+1:03.1	17		
Course Time	5:23.3	+15.5	23	5:42.7	+11.1	19	5:47.2	+5.7	11	5:46.4	+3.2	=2	5:51.2	+8.3	6	28:30.8	+24.6	5
24	9	TEELA Jeremy	USA		4	35:45.4	+2:07.0	24										
Cumulative Time	7:47.0	+1:26.4	13	14:28.6	+1:10.1	10	22:00.8	+1:28.6	18	29:38.6	+2:00.7	25	35:45.4	+2:07.0	24			
Loop Time	6:33.0	+34.0	36	6:41.6	+15.7	17	7:32.2	+58.7	45	7:37.8	+1:00.7	44	6:06.8	+23.9	27			
Shooting	0	32.0	+12.0	=48	0	30.0	+7.0	=26	2	32.0	+14.0	50	2	22.0	+4.0	=5		
Range Time	55.8	+12.5	27	57.0	+8.1	26	1:36.4	+47.4	41	1:36.9	+50.0	44	4	1:56.0	+37.0	=32		
Course Time	5:37.2	+29.4	57	5:44.6	+13.0	=24	5:55.8	+14.3	28	6:00.9	+17.7	32	6:06.8	+23.9	27	29:25.3	+1:19.1	35
25	3	FAK Jakov	CRO		4	35:45.6	+2:07.2	25										
Cumulative Time	7:21.0	+1:00.4	6	14:40.6	+1:22.1	=14	21:40.7	+1:08.5	11	29:20.7	+1:42.8	16	35:45.6	+2:07.2	25			
Loop Time	7:07.0	+1:08.0	56	7:19.6	+53.7	50	7:00.1	+26.6	17	7:40.0	+1:02.9	46	6:24.9	+42.0	47			
Shooting	2	29.0	+9.0	=29	1	26.0	+3.0	=4	0	24.0	+6.0	=9	1	28.0	+10.0	=32		
Range Time	1:36.1	+52.8	54	1:17.9	+29.0	41	54.5	+5.5	13	1:19.9	+33.0	34	4	1:47.0	+28.0	=14		
Course Time	5:30.9	+23.1	48	6:01.7	+30.1	52	6:05.6	+24.1	50	6:20.1	+36.9	53	6:24.9	+42.0	47	30:23.2	+2:17.0	50
26	5	DERYZEMLYA Andriy	UKR		6	35:48.7	+2:10.3	26										
Cumulative Time	7:20.4	+59.8	5	14:02.8	+44.3	5	21:50.0	+1:17.8	14	29:37.0	+1:59.1	23	35:48.7	+2:10.3	26			
Loop Time	6:39.4	+40.4	42	6:42.4	+16.5	19	7:47.2	+1:13.7	51	7:47.0	+1:09.9	50	6:11.7	+28.8	35			
Shooting	1	27.0	+7.0	=12	0	26.0	+3.0	=4	3	25.0	+7.0	=13	2	28.0	+10.0	=32		
Range Time	1:13.6	+30.3	40	53.5	+4.6	9	2:03.0	+1:14.0	53	1:43.5	+56.6	50	6	1:46.0	+27.0	=10		
Course Time	5:25.8	+18.0	33	5:48.9	+17.3	31	5:44.2	+2.7	5	6:03.5	+20.3	38	6:11.7	+28.8	35	29:14.1	+1:07.9	28
27	39	SAVITSKIY Yan	KAZ		1	35:49.6	+2:11.2	27										
Cumulative Time	8:45.0	+2:24.4	33	15:23.4	+2:04.9	28	22:36.8	+2:04.6	27	29:33.7	+1:55.8	21	35:49.6	+2:11.2	27			
Loop Time	6:18.0	+19.0	17	6:38.4	+12.5	13	7:13.4	+39.9	29	6:56.9	+19.8	13	6:15.9	+33.0	=42			
Shooting	0	31.0	+11.0	=42	0	34.0	+11.0	=50	1	30.0	+12.0	=41	0	24.0	+6.0	=11		
Range Time	55.1	+11.8	21	59.0	+10.1	30	1:19.6	+30.6	33	53.1	+6.2	10	1	1:59.0	+40.0	=41		
Course Time	5:22.9	+15.1	22	5:39.4	+7.8	7	5:53.8	+12.3	=25	6:03.8	+20.6	40	6:15.9	+33.0	=42	29:15.8	+1:09.6	29



COMPETITION ANALYSIS / ANALYSE DE LA COMPÉTITION

REVISION

TUE 16 FEB 2010 / MAR 16 FEV 2010 START TIME / DEBUT 12:45 END TIME / FINI A 13:27

Rank	Bib	Name	NOC Code		T													
		Loop 1	Loop 2	Loop 3	Loop 4	Loop 5	Result	Behind Rank										
		Time	Rank	Time	Rank	Time	Rank	Time	Rank									
28	26	SIMMEN Matthias	SUI		3	35:55.0	+2:16.6	28										
Cumulative Time	9:29.1	+3:08.5	49	16:10.9	+2:52.4	44	22:59.1	+2:26.9	36	29:53.5	+2:15.6	30	35:55.0	+2:16.6	28			
Loop Time	7:25.1	+1:26.1	59	6:41.8	+15.9	18	6:48.2	+14.7	8	6:54.4	+17.3	9	6:01.5	+18.6	18			
Shooting	3	31.0	+11.0 =42	0	29.0	+6.0 =19	0	29.0	+11.0 =37	0	29.0	+11.0 =40	3	1:58.0	+39.0 =38			
Range Time	2:00.4	+1:17.1	59	54.5	+5.6	13	55.2	+6.2	16	56.0	+9.1	14	4:46.1	+1:27.8	24			
Course Time	5:24.7	+16.9	30	5:47.3	+15.7	29	5:53.0	+11.5	24	5:58.4	+15.2	26	6:01.5	+18.6	18	29:04.9	+58.7	25
29	18	SLESINGR Michal	CZE		3	35:58.8	+2:20.4	29										
Cumulative Time	7:46.8	+1:26.2	12	14:35.6	+1:17.1	11	21:59.6	+1:27.4	17	29:47.5	+2:09.6	29	35:58.8	+2:20.4	29			
Loop Time	6:03.8	+4.8	2	6:48.8	+22.9	25	7:24.0	+50.5	38	7:47.9	+1:10.8	51	6:11.3	+28.4	33			
Shooting	0	27.0	+7.0 =12	0	32.0	+9.0 =42	1	33.0	+15.0 =51	2	33.0	+15.0 =56	3	2:05.0	+46.0 =52			
Range Time	52.8	+9.5	12	59.3	+10.4	31	1:20.2	+31.2	36	1:44.5	+57.6	51	4:56.8	+1:38.5	29			
Course Time	5:11.0	+3.2	2	5:49.5	+17.9	34	6:03.8	+22.3	46	6:03.4	+20.2	37	6:11.3	+28.4	33	29:19.0	+1:12.8	30
30	19	STEPHAN Christoph	GER		4	36:02.3	+2:23.9	30										
Cumulative Time	8:07.5	+1:46.9	19	14:44.6	+1:26.1	17	21:57.0	+1:24.8	16	29:46.4	+2:08.5	28	36:02.3	+2:23.9	30			
Loop Time	6:24.5	+25.5 =26	6:37.1	+11.2 =10	7:12.4	+38.9	27	7:49.4	+1:12.3	54	6:15.9	+33.0 =42	4	2:06.0	+47.0	54		
Shooting	1	34.0	+14.0 =55	0	35.0	+12.0 =53	1	29.0	+11.0 =37	2	28.0	+10.0 =32	4	5:16.3	+1:58.0	38		
Range Time	1:16.7	+33.4	50	59.7	+10.8	32	1:17.1	+28.1 =26	1:42.8	+55.9	49	6:15.9	+33.0 =42	29:03.0	+56.8	24		
Course Time	5:07.8	0.0	1	5:37.4	+5.8	4	5:55.3	+13.8	27	6:06.6	+23.4	46	6:15.9	+33.0 =42	29:03.0	+56.8	24	
31	20	SYMAN Alexandr	BLR		2	36:13.9	+2:35.5	31										
Cumulative Time	8:17.9	+1:57.3	22	15:18.4	+1:59.9 =22	22:36.9	+2:04.7	28	30:04.4	+2:26.5	32	36:13.9	+2:35.5	31				
Loop Time	6:31.9	+32.9	35	7:00.5	+34.6	35	7:18.5	+45.0	35	7:27.5	+50.4	36	6:09.5	+26.6	31			
Shooting	0	38.0	+18.0	60	0	37.0	+14.0	58	1	35.0	+17.0	57	1	36.0	+18.0	59		
Range Time	1:04.5	+21.2	35	1:04.0	+15.1	34	1:24.7	+35.7	38	1:24.8	+37.9	38	6:09.5	+26.6	31	29:29.9	+1:23.7	41
Course Time	5:27.4	+19.6 =38	5:56.5	+24.9	47	5:53.8	+12.3 =25	6:02.7	+19.5	35	6:09.5	+26.6	31	29:29.9	+1:23.7	41		
32	14	BRICIS Ilmars	LAT		4	36:14.9	+2:36.5	32										
Cumulative Time	7:50.1	+1:29.5	14	14:44.3	+1:25.8	16	22:21.9	+1:49.7	21	30:00.6	+2:22.7	31	36:14.9	+2:36.5	32			
Loop Time	6:16.1	+17.1	13	6:54.2	+28.3	27	7:37.6	+1:04.1	47	7:38.7	+1:01.6	45	6:14.3	+31.4	40			
Shooting	0	30.0	+10.0 =36	0	32.0	+9.0 =42	2	30.0	+12.0 =41	2	29.0	+11.0 =40	4	2:01.0	+42.0	43		
Range Time	55.2	+11.9 =22	59.8	+10.9	33	1:41.5	+52.5 =45	1:41.8	+54.9	48	6:14.3	+31.4	40	5:18.3	+2:00.0	40		
Course Time	5:20.9	+13.1	17	5:54.4	+22.8	44	5:56.1	+14.6	29	5:56.9	+13.7	23	6:14.3	+31.4	40	29:22.6	+1:16.4	32
33	38	LINDSTROM Fredrik	SWE		4	36:25.5	+2:47.1	33										
Cumulative Time	8:45.9	+2:25.3	35	15:43.0	+2:24.5	34	22:51.2	+2:19.0	32	30:27.0	+2:49.1 =34	36:25.5	+2:47.1	33				
Loop Time	6:19.9	+20.9 =20	6:57.1	+31.2	32	7:08.2	+34.7	23	7:35.8	+58.7	41	5:58.5	+15.6	14				
Shooting	0	30.0	+10.0 =36	1	28.0	+5.0 =11	1	30.0	+12.0 =41	2	27.0	+9.0 =27	4	1:55.0	+36.0 =29			
Range Time	55.3	+12.0 =25	1:16.9	+28.0	39	1:19.7	+30.7 =34	1:40.9	+54.0	47	5:58.5	+15.6	14	5:12.8	+1:54.5	34		
Course Time	5:24.6	+16.8	29	5:40.2	+8.6	11	5:48.5	+7.0	12	5:54.9	+11.7	19	5:58.5	+15.6	14	28:46.7	+40.5	11
34	35	FOURCADE Martin	FRA		5	36:28.4	+2:50.0	34										
Cumulative Time	8:42.6	+2:22.0	30	15:19.7	+2:01.2	25	22:44.3	+2:12.1	30	30:12.1	+2:34.2	33	36:28.4	+2:50.0	34			
Loop Time	6:24.6	+25.6	28	6:37.1	+11.2 =10	7:24.6	+51.1	40	7:27.8	+50.7	37	6:16.3	+33.4	44				
Shooting	1	28.0	+8.0 =19	0	31.0	+8.0 =31	2	27.0	+9.0 =25	2	21.0	+3.0 =3	5	1:47.0	+28.0 =14			
Range Time	1:11.0	+27.7	36	55.3	+6.4	16	1:40.9	+51.9	44	1:36.7	+49.8	42	5:23.9	+2:05.6	41			
Course Time	5:13.6	+5.8	6	5:41.8	+10.2 =16	5:43.7	+2.2	4	5:51.1	+7.9	12	6:16.3	+33.4	44	28:46.5	+40.3	10	
35	32	ZHANG Chengye	CHN		5	36:28.7	+2:50.3	35										
Cumulative Time	8:26.7	+2:06.1	25	16:01.0	+2:42.5	38	23:05.2	+2:33.0	38	30:41.1	+3:03.2	39	36:28.7	+2:50.3	35			
Loop Time	6:14.7	+15.7	9	7:34.3	+1:08.4	55	7:04.2	+30.7	20	7:35.9	+58.8	42	5:47.6	+4.7	3			
Shooting	0	32.0	+12.0 =48	2	32.0	+9.0 =42	1	23.0	+5.0 =7	2	25.0	+7.0 =18	5	1:52.0	+33.0 =21			
Range Time	57.3	+14.0	31	1:41.0	+52.1	52	1:12.3	+23.3	20	1:36.5	+49.6	41	5:27.1	+2:08.8	45			
Course Time	5:17.4	+9.6	8	5:53.3	+21.7	41	5:51.9	+10.4	21	5:59.4	+16.2	28	5:47.6	+4.7	3	28:49.6	+43.4	15
36	36	BAILEY Lowell	USA		3	36:34.0	+2:55.6	36										
Cumulative Time	8:44.2	+2:23.6	32	16:06.6	+2:48.1	41	23:25.8	+2:53.6	41	30:27.0	+2:49.1 =34	36:34.0	+2:55.6	36				
Loop Time	6:25.2	+26.2	29	7:22.4	+56.5	51	7:19.2	+45.7	37	7:01.2	+24.1	18	6:07.0	+24.1	28			
Shooting	0	33.0	+13.0 =53	2	32.0	+9.0 =42	1	33.0	+15.0 =51	0	24.0	+6.0 =11	3	2:02.0	+43.0 =44			
Range Time	58.3	+15.0	32	1:41.8	+52.9	53	1:19.7	+30.7 =34	52.1	+5.2 =6	6:07.0	+24.1	28	4:51.9	+1:33.6	25		
Course Time	5:26.9	+19.1	36	5:40.6	+9.0 =12	5:59.5	+18.0	39	6:09.1	+25.9	48	6:07.0	+24.1	28	29:23.1	+1:16.9	33	



COMPETITION ANALYSIS / ANALYSE DE LA COMPÉTITION

REVISION

TUE 16 FEB 2010 / MAR 16 FEV 2010 START TIME / DEBUT 12:45 END TIME / FINI A 13:27

Rank	Bib	Name	NOC Code		T													
Loop 1		Loop 2		Loop 3		Loop 4		Loop 5		Result	Behind Rank							
Time	Rank	Time	Rank	Time	Rank	Time	Rank	Time	Rank									
37	37	PEIFFER Arnd	GER		4	36:44.9	+3:06.5	37										
Cumulative Time	8:35.9	+2:15.3	26	15:18.9	+2:00.4	24	22:26.3	+1:54.1	24	30:38.5	+3:00.6	37	36:44.9	+3:06.5	37			
Loop Time	6:14.9	+15.9	10	6:43.0	+17.1	20	7:07.4	+33.9	22	8:12.2	+1:35.1	57	6:06.4	+23.5	25			
Shooting	0	31.0	+11.0 =42	0	30.0	+7.0 =26	1	33.0	+15.0 =51	3	29.0	+11.0 =40	4	2:03.0	+44.0 =47			
Range Time	56.1	+12.8	29	56.7	+7.8	25	1:21.9	+32.9	37	2:12.1	+1:25.2	57	5:26.8	+2:08.5	44			
Course Time	5:18.8	+11.0	10	5:46.3	+14.7	27	5:45.5	+4.0	7	6:00.1	+16.9	=30	6:06.4	+23.5	25	28:57.1	+50.9	=20
38	28	VITEK Zdenek	CZE		5	36:45.1	+3:06.7	38										
Cumulative Time	8:45.5	+2:24.9	34	15:49.5	+2:31.0	37	22:59.7	+2:27.5	37	30:36.2	+2:58.3	36	6:08.9	+26.0	29	36:45.1	+3:06.7	38
Loop Time	6:39.5	+40.5	43	7:04.0	+38.1	41	7:10.2	+36.7	25	7:36.5	+59.4	43	6:08.9	+26.0	29			
Shooting	1	27.0	+7.0 =12	1	32.0	+9.0 =42	1	27.0	+9.0 =25	2	32.0	+14.0 =53	5	1:58.0	+39.0 =38			
Range Time	1:15.7	+32.4	=47	1:20.1	+31.2	48	1:18.0	+29.0	=30	1:45.6	+58.7	52	5:39.4	+2:21.1	49			
Course Time	5:23.8	+16.0	25	5:43.9	+12.3	22	5:52.2	+10.7	22	5:50.9	+7.7	11	6:08.9	+26.0	29	28:59.7	+53.5	23
39	33	SEMENOV Serhiy	UKR		4	36:55.7	+3:17.3	39										
Cumulative Time	9:52.2	+3:31.6	55	17:01.6	+3:43.1	53	24:00.3	+3:28.1	52	30:49.5	+3:11.6	41	6:06.2	+23.3	24	36:55.7	+3:17.3	39
Loop Time	7:39.2	+1:40.2	60	7:09.4	+43.5	45	6:58.7	+25.2	16	6:49.2	+12.1	8	6:06.2	+23.3	24			
Shooting	3	37.0	+17.0	59	1	28.0	+5.0 =11	0	28.0	+10.0 =29	0	29.0	+11.0 =40	4	2:02.0	+43.0 =44		
Range Time	2:10.3	+1:27.0	60	1:17.2	+28.3	40	54.4	+5.4	12	53.5	+6.6	11	5:15.4	+1:57.1	37			
Course Time	5:28.9	+21.1	=43	5:52.2	+20.6	38	6:04.3	+22.8	48	5:55.7	+12.5	21	6:06.2	+23.3	24	29:27.3	+1:21.1	38
40	49	ABRAMENKO Evgeny	BLR		1	36:56.0	+3:17.6	40										
Cumulative Time	9:17.6	+2:57.0	47	16:09.5	+2:51.0	43	23:33.7	+3:01.5	43	30:49.3	+3:11.4	40	6:06.7	+23.8	26	36:56.0	+3:17.6	40
Loop Time	6:27.6	+28.6	32	6:51.9	+26.0	26	7:24.2	+50.7	39	7:15.6	+38.5	25	6:06.7	+23.8	26			
Shooting	0	28.0	+8.0 =19	0	27.0	+4.0 =9	1	28.0	+10.0 =29	0	28.0	+10.0 =32	1	1:51.0	+32.0	20		
Range Time	54.2	+10.9	18	52.7	+3.8	6	1:19.5	+30.5	32	55.3	+8.4	13	4:01.7	+43.4	10			
Course Time	5:33.4	+25.6	52	5:59.2	+27.6	49	6:04.7	+23.2	49	6:20.3	+37.1	54	6:06.7	+23.8	26	30:04.3	+1:58.1	48
41	45	MESOTITSCH Daniel	AUT		4	36:56.0	+3:17.6	41										
Cumulative Time	8:49.4	+2:28.8	36	15:25.4	+2:06.9	30	23:33.2	+3:01.0	42	30:53.9	+3:16.0	44	6:02.1	+19.2	19	36:56.0	+3:17.6	41
Loop Time	6:11.4	+12.4	5	6:36.0	+10.1	9	8:07.8	+1:34.3	53	7:20.7	+43.6	27	6:02.1	+19.2	19			
Shooting	0	27.0	+7.0 =12	0	31.0	+8.0 =31	3	40.0	+22.0	60	1	24.0	+6.0 =11	4	2:02.0	+43.0 =44		
Range Time	53.4	+10.1	=14	58.4	+9.5	28	2:16.4	+1:27.4	58	1:17.1	+30.2	31	5:25.3	+2:07.0	42			
Course Time	5:18.0	+10.2	9	5:37.6	+6.0	5	5:51.4	+9.9	20	6:03.6	+20.4	39	6:02.1	+19.2	19	28:52.7	+46.5	18
42	43	VALIULLIN Rustam	BLR		5	37:05.5	+3:27.1	42										
Cumulative Time	9:10.7	+2:50.1	44	15:43.6	+2:25.1	35	23:11.9	+2:39.7	40	31:00.5	+3:22.6	45	6:05.0	+22.1	22	37:05.5	+3:27.1	42
Loop Time	6:34.7	+35.7	39	6:32.9	+7.0	6	7:28.3	+54.8	43	7:48.6	+1:11.5	=52	6:05.0	+22.1	22			
Shooting	1	26.0	+6.0 =8	0	28.0	+5.0 =11	2	31.0	+13.0 =47	2	32.0	+14.0 =53	5	1:57.0	+38.0 =34			
Range Time	1:14.2	+30.9	43	52.8	+3.9	7	1:42.6	+53.6	48	1:48.5	+1:01.6	55	5:38.1	+2:19.8	48			
Course Time	5:20.5	+12.7	15	5:40.1	+8.5	10	5:45.7	+4.2	8	6:00.1	+16.9	=30	6:05.0	+22.1	22	28:51.4	+45.2	17
43	16	HALLENBARTER Simon	SUI		6	37:07.9	+3:29.5	43										
Cumulative Time	8:08.0	+1:47.4	21	15:37.7	+2:19.2	31	22:51.7	+2:19.5	33	30:40.3	+3:02.4	38	6:27.6	+44.7	48	37:07.9	+3:29.5	43
Loop Time	6:27.0	+28.0	30	7:29.7	+1:03.8	52	7:14.0	+40.5	=31	7:48.6	+1:11.5	=52	6:27.6	+44.7	48			
Shooting	1	30.0	+10.0 =36	2	32.0	+9.0 =42	1	25.0	+7.0 =13	2	30.0	+12.0 =47	6	1:57.0	+38.0 =34			
Range Time	1:15.5	+32.2	46	1:44.4	+55.5	55	1:17.4	+28.4	29	1:46.2	+59.3	53	6:03.5	+2:45.2	55			
Course Time	5:11.5	+3.7	3	5:45.3	+13.7	26	5:56.6	+15.1	=30	6:02.4	+19.2	33	6:27.6	+44.7	48	29:23.4	+1:17.2	34
44	59	KLETCHEROV Michail	BUL		0	37:08.1	+3:29.7	44										
Cumulative Time	9:48.4	+3:27.8	52	16:45.2	+3:26.7	51	23:54.9	+3:22.7	49	30:51.3	+3:13.4	43	6:16.8	+33.9	45	37:08.1	+3:29.7	44
Loop Time	6:33.4	+34.4	37	6:56.8	+30.9	31	7:09.7	+36.2	24	6:56.4	+19.3	12	6:16.8	+33.9	45			
Shooting	0	28.0	+8.0 =19	0	31.0	+8.0 =31	0	26.0	+8.0 =19	0	22.0	+4.0 =5	0	1:47.0	+28.0 =14			
Range Time	53.6	+10.3	16	56.1	+7.2 =20	51.8	+2.8	7	46.9	0.0	1	3:28.4	+10.1	2				
Course Time	5:39.8	+32.0	59	6:00.7	+29.1	50	6:17.9	+36.4	56	6:09.5	+26.3	49	6:16.8	+33.9	45	30:24.7	+2:18.5	51
45	25	ANEV Krasimir	BUL		3	37:24.2	+3:45.8	45										
Cumulative Time	9:16.9	+2:56.3	46	16:13.2	+2:54.7	45	23:09.8	+2:37.6	39	30:51.1	+3:13.2	42	6:33.1	+50.2	52	37:24.2	+3:45.8	45
Loop Time	7:15.9	+1:16.9	58	6:56.3	+30.4	29	6:56.6	+23.1	15	7:41.3	+1:04.2	48	6:33.1	+50.2	52			
Shooting	2	31.0	+11.0 =42	0	29.0	+6.0 =19	0	27.0	+9.0 =25	1	29.0	+11.0 =40	3	1:56.0	+37.0 =32			
Range Time	1:46.1	+1:02.8	58	55.0	+6.1	14	52.5	+3.5	9	1:21.3	+34.4	37	4:54.9	+1:36.6	27			
Course Time	5:29.8	+22.0	46	6:01.3	+29.7	51	6:04.1	+22.6	47	6:20.0	+36.8	52	6:33.1	+50.2	52	30:28.3	+2:22.1	52



COMPETITION ANALYSIS / ANALYSE DE LA COMPÉTITION

REVISION

TUE 16 FEB 2010 / MAR 16 FEV 2010 START TIME / DEBUT 12:45 END TIME / FINI A 13:27

Rank	Bib	Name	NOC Code		T													
Loop 1		Loop 2		Loop 3		Loop 4		Loop 5		Result	Behind Rank							
Time	Rank	Time	Rank	Time	Rank	Time	Rank	Time	Rank									
46	47	BURKE Tim	USA		5	37:26.8	+3:48.4	46										
Cumulative Time	9:01.4	+2:40.8	40	16:35.2	+3:16.7	48	23:47.9	+3:15.7	45	31:22.9	+3:45.0	50	37:26.8	+3:48.4	46			
Loop Time	6:14.4	+15.4	8	7:33.8	+1:07.9	54	7:12.7	+39.2	28	7:35.0	+57.9	40	6:03.9	+21.0	=20			
Shooting	0	28.0	+8.0	=19	2	42.0	+19.0	60	1	28.0	+10.0	=29	2	26.0	+8.0	=24		
Range Time		52.5	+9.2	=10		1:50.5	+1:01.6	59		1:14.8	+25.8	24		1:37.0	+50.1	45		
Course Time	5:21.9	+14.1	19	5:43.3	+11.7	20	5:57.9	+16.4	34	5:58.0	+14.8	25	6:03.9	+21.0	=20	29:05.0	+58.8	26
47	27	MARIC Janez	SLO		5	37:28.4	+3:50.0	47										
Cumulative Time	8:22.7	+2:02.1	23	15:24.5	+2:06.0	29	23:52.2	+3:20.0	47	31:18.7	+3:40.8	49	37:28.4	+3:50.0	47			
Loop Time	6:17.7	+18.7	16	7:01.8	+35.9	37	8:27.7	+1:54.2	=57	7:26.5	+49.4	33	6:09.7	+26.8	32			
Shooting	0	29.0	+9.0	=29	1	31.0	+8.0	=31	3	39.0	+21.0	59	1	32.0	+14.0	=53		
Range Time		54.9	+11.6	20		1:20.0	+31.1	47		2:21.0	+1:32.0	59		1:21.2	+34.3	36		
Course Time	5:22.8	+15.0	21	5:41.8	+10.2	=16	6:06.7	+25.2	51	6:05.3	+22.1	=42	6:09.7	+26.8	32	29:26.3	+1:20.1	37
48	31	TOBRELUITS Indrek	EST		5	37:29.0	+3:50.6	48										
Cumulative Time	9:14.7	+2:54.1	45	16:16.4	+2:57.9	47	23:56.2	+3:24.0	50	31:16.7	+3:38.8	47	37:29.0	+3:50.6	48			
Loop Time	7:03.7	+1:04.7	=54	7:01.7	+35.8	36	7:39.8	+1:06.3	49	7:20.5	+43.4	26	6:12.3	+29.4	37			
Shooting	2	33.0	+13.0	=53	0	35.0	+12.0	=53	2	33.0	+15.0	=51	1	28.0	+10.0	=32		
Range Time		1:41.5	+58.2	57		58.9	+10.0	29		1:43.2	+54.2	49		1:17.9	+31.0	32		
Course Time	5:22.2	+14.4	20	6:02.8	+31.2	54	5:56.6	+15.1	=30	6:02.6	+19.4	34	6:12.3	+29.4	37	29:36.5	+1:30.3	42
49	51	CHERVYHKOV Aleksandr	KAZ		3	37:30.5	+3:52.1	49										
Cumulative Time	9:50.3	+3:29.7	54	16:36.4	+3:17.9	49	23:50.4	+3:18.2	46	31:17.1	+3:39.2	48	37:30.5	+3:52.1	49			
Loop Time	6:48.3	+49.3	52	6:46.1	+20.2	=23	7:14.0	+40.5	=31	7:26.7	+49.6	35	6:13.4	+30.5	39			
Shooting	1	26.0	+6.0	=8	0	28.0	+5.0	=11	1	26.0	+8.0	=19	1	33.0	+15.0	=56		
Range Time		1:15.7	+32.4	=47		52.4	+3.5	5		1:15.3	+26.3	25		1:20.5	+33.6	35		
Course Time	5:32.6	+24.8	50	5:53.7	+22.1	=42	5:58.7	+17.2	=35	6:06.2	+23.0	44	6:13.4	+30.5	39	29:44.6	+1:38.4	44
50	48	KOIV Kauri	EST		4	37:45.5	+4:07.1	50										
Cumulative Time	9:04.7	+2:44.1	41	16:14.6	+2:56.1	46	23:52.8	+3:20.6	48	31:16.2	+3:38.3	46	37:45.5	+4:07.1	50			
Loop Time	6:16.7	+17.7	14	7:09.9	+44.0	46	7:38.2	+1:04.7	48	7:23.4	+46.3	30	6:29.3	+46.4	50			
Shooting	0	30.0	+10.0	=36	1	36.0	+13.0	=56	2	26.0	+8.0	=19	1	27.0	+9.0	=27		
Range Time		55.3	+12.0	=25		1:22.9	+34.0	50		1:39.5	+50.5	43		1:16.9	+30.0	30		
Course Time	5:21.4	+13.6	18	5:47.0	+15.4	28	5:58.7	+17.2	=35	6:06.5	+23.3	45	6:29.3	+46.4	50	29:42.9	+1:36.7	43
51	52	SOUKUP Jaroslav	CZE		4	38:04.9	+4:26.5	51										
Cumulative Time	9:50.0	+3:29.4	53	17:05.4	+3:46.9	54	24:24.1	+3:51.9	53	31:49.1	+4:11.2	51	38:04.9	+4:26.5	51			
Loop Time	6:47.0	+48.0	50	7:15.4	+49.5	49	7:18.7	+45.2	36	7:25.0	+47.9	31	6:15.8	+32.9	41			
Shooting	1	25.0	+5.0	=6	1	29.0	+6.0	=19	1	25.0	+7.0	=13	1	27.0	+9.0	=27		
Range Time		1:16.5	+33.2	49		1:19.9	+31.0	=45		1:17.2	+28.2	28		1:19.7	+32.8	33		
Course Time	5:30.5	+22.7	47	5:55.5	+23.9	46	6:01.5	+20.0	43	6:05.3	+22.1	=42	6:15.8	+32.9	41	29:48.6	+1:42.4	45
52	41	ANTILA Timo	FIN		6	38:22.1	+4:43.7	52										
Cumulative Time	8:52.2	+2:31.6	37	16:03.4	+2:44.9	40	23:44.3	+3:12.1	44	31:51.4	+4:13.5	52	38:22.1	+4:43.7	52			
Loop Time	6:22.2	+23.2	23	7:11.2	+45.3	48	7:40.9	+1:07.4	50	8:07.1	+1:30.0	56	6:30.7	+47.8	51			
Shooting	0	31.0	+11.0	=42	1	31.0	+8.0	=31	2	30.0	+12.0	=41	3	31.0	+13.0	=49		
Range Time		55.2	+11.9	=22		1:18.4	+29.5	42		1:41.8	+52.8	47		2:07.3	+1:20.4	56		
Course Time	5:27.0	+19.2	37	5:52.8	+21.2	40	5:59.1	+17.6	38	5:59.8	+16.6	29	6:30.7	+47.8	51	29:49.4	+1:43.2	46
53	44	WINDISCH Markus	ITA		6	39:50.8	+6:12.4	53										
Cumulative Time	9:08.1	+2:47.5	43	16:58.2	+3:39.7	52	25:14.5	+4:42.3	54	32:58.6	+5:20.7	53	39:50.8	+6:12.4	53			
Loop Time	6:31.1	+32.1	34	7:50.1	+1:24.2	57	8:16.3	+1:42.8	54	7:44.1	+1:07.0	49	6:52.2	+1:09.3	59			
Shooting	0	32.0	+12.0	=48	2	36.0	+13.0	=56	3	28.0	+10.0	=29	1	19.0	+1.0	2		
Range Time		55.2	+11.9	=22		1:48.3	+59.4	58		2:08.0	+1:19.0	55		1:13.2	+26.3	22		
Course Time	5:35.9	+28.1	55	6:01.8	+30.2	53	6:08.3	+26.8	52	6:30.9	+47.7	59	6:52.2	+1:09.3	59	31:09.1	+3:02.9	57
54	56	HOFER Lukas	ITA		5	39:50.9	+6:12.5	54										
Cumulative Time	10:14.7	+3:54.1	60	17:24.0	+4:05.5	56	25:21.2	+4:49.0	55	33:01.5	+5:23.6	54	39:50.9	+6:12.5	54			
Loop Time	7:03.7	+1:04.7	=54	7:09.3	+43.4	=43	7:57.2	+1:23.7	52	7:40.3	+1:03.2	47	6:49.4	+1:06.5	57			
Shooting	2	32.0	+12.0	=48	0	34.0	+11.0	=50	2	31.0	+13.0	=47	1	26.0	+8.0	=24		
Range Time		1:40.3	+57.0	55		58.0	+9.1	27		1:44.9	+55.9	51		1:16.5	+29.6	29		
Course Time	5:23.4	+15.6	24	6:11.3	+39.7	57	6:12.3	+30.8	54	6:23.8	+40.6	56	6:49.4	+1:06.5	57	31:00.2	+2:54.0	55



COMPETITION ANALYSIS / ANALYSE DE LA COMPÉTITION

REVISION

TUE 16 FEB 2010 / MAR 16 FEV 2010 START TIME / DEBUT 12:45 END TIME / FINI A 13:27

Rank	Bib	Name	NOC Code		T		Loop 1		Loop 2		Loop 3		Loop 4		Loop 5		Result	Behind Rank	
			Time	Rank	Time	Rank	Time	Rank	Time	Rank	Time	Rank	Time	Rank	Time	Rank			
55	60	COLA Mattia	ITA		4	39:50.9	+6:12.5	55											
Cumulative Time	9:46.2	+3:25.6	50	16:41.1	+3:22.6	50	23:58.7	+3:26.5	51	33:01.9	+5:24.0	55	39:50.9	+6:12.5	55				
Loop Time	6:29.2	+30.2	33	6:54.9	+29.0	28	7:17.6	+44.1	34	9:03.2	+2:26.1	59	6:49.0	+1:06.1	56				
Shooting	0	31.0	+11.0 =42	0	30.0	+7.0 =26	0	29.0	+11.0 =37	4	28.0	+10.0 =32	4	1:58.0	+39.0 =38				
Range Time	55.9	+12.6	28	56.3	+7.4	22	55.9	+6.9	17	2:37.9	+1:51.0	59	5:26.0	+2:07.7	43				
Course Time	5:33.3	+25.5	51	5:58.6	+27.0	48	6:21.7	+40.2	59	6:25.3	+42.1	57	6:49.0	+1:06.1	56	31:07.9	+3:01.7	56	
56	55	JACKSON Lee-Steve	GBR		4	39:54.7	+6:16.3	56											
Cumulative Time	9:46.5	+3:25.9	51	17:16.8	+3:58.3	55	25:44.5	+5:12.3	56	33:11.1	+5:33.2	56	39:54.7	+6:16.3	56				
Loop Time	6:36.5	+37.5	=40	7:30.3	+1:04.4	53	8:27.7	+1:54.2	=57	7:26.6	+49.5	34	6:43.6	+1:00.7	54				
Shooting	0	34.0	+14.0 =55	1	38.0	+15.0	59	3	30.0	+12.0 =41	0	33.0	+15.0 =56	4	2:15.0	+56.0	58		
Range Time	59.6	+16.3	34	1:25.9	+37.0	51	2:07.7	+1:18.7	54	59.1	+12.2	16	5:32.3	+2:14.0	46				
Course Time	5:36.9	+29.1	56	6:04.4	+32.8	56	6:20.0	+38.5	58	6:27.5	+44.3	58	6:43.6	+1:00.7	54	31:12.4	+3:06.2	58	
57	54	HAKKINEN Jay	USA		6	40:33.2	+6:54.8	57											
Cumulative Time	10:01.9	+3:41.3	58	18:02.5	+4:44.0	58	26:31.8	+5:59.6	58	33:44.5	+6:06.6	57	40:33.2	+6:54.8	57				
Loop Time	6:51.9	+52.9	53	8:00.6	+1:34.7	59	8:29.3	+1:55.8	59	7:12.7	+35.6	24	6:48.7	+1:05.8	55				
Shooting	1	34.0	+14.0 =55	2	29.0	+6.0 =19	3	34.0	+16.0 =55	0	31.0	+13.0 =49	6	2:08.0	+49.0	55			
Range Time	1:25.8	+42.5	53	1:47.5	+58.6	57	2:14.9	+1:25.9	57	1:00.4	+13.5	17	6:28.6	+3:10.3	57				
Course Time	5:26.1	+18.3	35	6:13.1	+41.5	59	6:14.4	+32.9	55	6:12.3	+29.1	50	6:48.7	+1:05.8	55	30:54.6	+2:48.4	54	
58	50	RASTORGUJEVS Andrejs	LAT		9	41:35.9	+7:57.5	58											
Cumulative Time	10:13.8	+3:53.2	59	18:12.5	+4:54.0	59	26:39.5	+6:07.3	59	34:44.7	+7:06.8	58	41:35.9	+7:57.5	58				
Loop Time	7:15.8	+1:16.8	57	7:58.7	+1:32.8	58	8:27.0	+1:53.5	56	8:05.2	+1:28.1	55	6:51.2	+1:08.3	58				
Shooting	2	29.0	+9.0 =29	2	33.0	+10.0 =48	3	27.0	+9.0 =25	2	28.0	+10.0 =32	9	1:57.0	+38.0 =34				
Range Time	1:40.7	+57.4	56	1:47.3	+58.4	56	2:08.7	+1:19.7	56	1:47.4	+1:00.5	54	7:24.1	+4:05.8	58				
Course Time	5:35.1	+27.3	54	6:11.4	+39.8	58	6:18.3	+36.8	57	6:17.8	+34.6	51	6:51.2	+1:08.3	58	31:13.8	+3:07.6	59	
59	57	RUPNIK Vasja	SLO		11	41:59.2	+8:20.8	59											
Cumulative Time	9:56.2	+3:35.6	56	17:33.4	+4:14.9	57	26:19.5	+5:47.3	57	35:16.9	+7:39.0	59	41:59.2	+8:20.8	59				
Loop Time	6:43.2	+44.2	48	7:37.2	+1:11.3	56	8:46.1	+2:12.6	60	8:57.4	+2:20.3	58	6:42.3	+59.4	53				
Shooting	1	30.0	+10.0 =36	2	30.0	+7.0 =26	4	34.0	+16.0 =55	4	31.0	+13.0 =49	11	2:05.0	+46.0 =52				
Range Time	1:19.3	+36.0	51	1:43.5	+54.6	54	2:37.0	+1:48.0	60	2:36.3	+1:49.4	58	8:16.1	+4:57.8	59				
Course Time	5:23.9	+16.1	=26	5:53.7	+22.1	=42	6:09.1	+27.6	53	6:21.1	+37.9	55	6:42.3	+59.4	53	30:30.1	+2:23.9	53	

Lapped																			
			NOC Code		T		Loop 1		Loop 2		Loop 3		Loop 4		Loop 5		Result	Behind Rank	
			Time	Rank	Time	Rank	Time	Rank	Time	Rank	Time	Rank	Time	Rank	Time	Rank			
58	DOKL Peter	SLO																	
Cumulative Time	9:56.8	+3:36.2	57	18:40.0	+5:21.5	60	26:56.9	+6:24.7	60										
Loop Time	6:43.8	+44.8	49	8:43.2	+2:17.3	60	8:16.9	+1:43.4	55										
Shooting	0	28.0	+8.0 =19	3	35.0	+12.0 =53	2	21.0	+3.0 =2										
Range Time	54.6	+11.3	19	2:15.5	+1:26.6	60	1:41.5	+52.5	=45										
Course Time	5:49.2	+41.4	60	6:27.7	+56.1	60	6:35.4	+53.9	60										

Jury Decisions																			
Time Adjustments																			
Rank	Bib	Name	NOC Code		T														
11	6	LEGUELLEC Jean Philippe	CAN		+30.0		IBU 6.4.2.1												
24	9	TEELA Jeremy	USA		+22.0		IBU 6.4.2.1												

LEGEND																			
=	Equal sign indicates that two or more competitors share the same rank																		
T	Total penalties																		

Corrected Course Time in Lap 1 for Bib 6 and Bib 9 to reflect their time adjustment due to their early start



MEN'S WORLD CUP PURSUIT SCORES POINTAGES DE POURSUITE DE LA COUPE DU MONDE HOMMES

As of TUE 16 FEB 2010 / En date du MAR 16 FEV 2010

INTERMEDIATE AFTER 4 COMPETITIONS

World Cup Events

1 Hochfilzen, Men 12.5 km Pursuit	12 DEC 2009	4 Vancouver, Men's 12.5 km Pursuit	16 FEB 2010
2 Pokljuka, Men 12.5 km Pursuit	20 DEC 2009	5 Kontiolahti, Men 12.5 km Pursuit	14 MAR 2010
3 Antholz-Anterselva, Men 12.5 km Pursuit	24 JAN 2010	6 Oslo Holmenkollen, Men 12.5 km Pursuit	20 MAR 2010

Rank	Name	NOC Code	Total	1	2	3	4	5	6
1	EDER Simon	AUT	168	2/54	3/48	18/23	4/43		
2	LANDERTINGER Dominik	AUT	139	20/21	4/43	3/48	14/27		
3	USTYUGOV Evgeny	RUS	128	5/40	1/60	39/2	15/26		
4	SUMANN Christoph	AUT	127	4/43		11/30	2/54		
5	FERRY Bjorn	SWE	123	7/36	14/27		1/60		
6	TCHEREZOV Ivan	RUS	120	22/19	8/34	12/29	6/38		
7	PEIFFER Arnd	GER	112	27/14	5/40	2/54	37/4		
8	JAY Vincent	FRA	103		11/30	16/25	3/48		
9	FOURCADE Simon	FRA	100	8/34	9/32	8/34			
10	MESOTITSCH Daniel	AUT	97	16/25	29/12	1/60	41		
11	SVENDSEN Emil Hegle	NOR	94	1/60			8/34		
12	SIKORA Tomasz	POL	86		16/25	6/38	18/23		
13	SEDNEV Serguei	UKR	86		18/23	9/32	10/31		
14	BJOERNDALEN Ole Einar	NOR	84	3/48			7/36		
15	SHIPULIN Anton	RUS	84	30/11	25/16	7/36	20/21		
16	KRUGLOV Nikolay	RUS	79	6/38	26/15	15/26			
17	FOURCADE Martin	FRA	77	14/27		4/43	34/7		
18	BERGER Lars	NOR	76	9/32	15/26	DNS	23/18		
19	BAUER Klemen	SLO	71		7/36	38/3	9/32		
20	HANEVOLD Halvard	NOR	71	11/30	24/17		17/24		
21	BIRNBACHER Andreas	GER	71	28/13	39/2	13/28	13/28		
22	BURKE Tim	USA	69	10/31	6/38	DNS	46		
23	LEGUELLEC Jean Philippe	CAN	66		13/28	33/8	11/30		
24	NOVIKOV Sergey	BLR	62	18/23	22/19		21/20		
25	DEFRASNE Vincent	FRA	60	19/22	DNS	22/19	22/19		
26	GREIS Michael	GER	55	26/15	DNS		5/40		
27	LESSING Roland	EST	54		2/54				
28	STEPHAN Christoph	GER	51			5/40	30/11		
29	PINTER Friedrich	AUT	49	23/18	23/18	28/13			
30	SOUKUP Jaroslav	CZE	47	24/17	33/8	19/22	51		
31	BERGMAN Carl Johan	SWE	46	21/20	37/4		19/22		
32	de LORENZI Christian	ITA	40	12/29		30/11			
33	FAK Jakov	CRO	40			17/24	25/16		
34	ANDRESEN Frode	NOR	40		19/22	23/18			
35	DERYZEMLYA Andriy	UKR	40	29/12	34/7	35/6	26/15		
36	SCHEMPP Simon	GER	39	33/8	10/31				
37	HURAJT Pavol	SVK	39	53		27/14	16/25		
38	PUURUNEN Paavo	FIN	37	25/16	27/14	34/7			
39	HOFER Lukas	ITA	35	15/26		32/9	54		
40	EBERHARD Tobias	AUT	31	45		10/31			
41	FREI Thomas	SUI	29		41		12/29		
42	BOE Tarjei	NOR	29		12/29				
43	LINDSTROM Fredrik	SWE	29	43	20/21		33/8		
44	TCHOUDOV Maxim	RUS	28	13/28		52			
45	WOLF Alexander	GER	28		30/11	24/17			
46	GREEN Brendan	CAN	27	56	54	14/27			
47	TEELA Jeremy	USA	27		31/10		24/17		
48	OS Alexander	NOR	24	44	17/24				
49	NILSSON Mattias	SWE	24	17/24					



START LIST SUMMARY / LISTE DE DÉPART ABRÉGÉE

TUE 23 FEB 2010 / MAR 23 FEV 2010 START TIME / DEBUT 11:30

Bib	NOC	Names		Start Row
1	RUS - Russian Federation	1 SLEPTSOVA Svetlana 2 BOGALIY-TITOVETS Anna	3 MEDVEDTSEVA Olga 4 ZAITSEVA Olga	1
2	GER - Germany	1 WILHELM Kati 2 HAUSWALD Simone	3 BECK Martina 4 HENKEL Andrea	
3	SWE - Sweden	1 HOGBERG Elisabeth 2 OLOFSSON-ZIDEK Anna Carin	3 NILSSON Anna Maria 4 JONSSON Helena	
4	FRA - France	1 BRUNET Marie Laure 2 BECAERT Sylvie	3 DORIN Marie 4 BAILLY Sandrine	
5	NOR - Norway	1 EIKELAND Liv Kjersti 2 FLATLAND Ann Kristin Aafedt	3 ROGSTAD Solveig 4 BERGER Tora	
6	CHN - People's Republic of China	1 WANG Chunli 2 LIU Xianying	3 KONG Yingchao 4 SONG Chaoqing	
7	UKR - Ukraine	1 PIDHRUSHNA Olena 2 SEMERENKO Valj	3 KHVOSTENKO Oksana 4 SEMERENKO Vita	
8	BLR - Belarus	1 KALINCHIK Liudmila 2 DOMRACHEVA Darya	3 KUDRASHOVA Olga 4 SKARDINO Nadezhda	
9	KAZ - Kazakhstan	1 KHRUSTALEVA Elena 2 LEBEDEVA Anna	3 FILIMONOVA Lyubov 4 LEBEDEVA Marina	
10	ROU - Romania	1 PLOTOGEA Dana 2 TOFALVI Eva	3 PURDEA Mihaela 4 FERENCZ Reka	
11	POL - Poland	1 PALKA Krystyna 2 GWIZDON Magdalena	3 NOVAKOWSKA Weronika 4 CYL Agnieszka	2
12	SLO - Slovenia	1 RAVNIKAR Dijana 2 MALI Andreja	3 BRANKOVIC-LIKOZAR Tadeja 4 GREGORIN Teja	
13	LAT - Latvia	1 JUSKANE Zanna 2 LIDUMA Madara	3 GLAZERE Liga 4 KRUMINA Gerda	
14	CZE - Czech Republic	1 VITKOVA Veronika 2 REZLEROVA Magda	3 SOUKALOVA Gabriela 4 VEJNAROVA Zdenka	
15	SVK - Slovakia	1 HALINAROVA Martina 2 KUZMINA Anastazia	3 PREKOPOVA Natalia 4 GEREKOVA Jana	
16	EST - Estonia	1 LEHTLA Kadri 2 SAUE Eveli	3 HANNI Sirli 4 VIIGIPUU Kristel	
17	ITA - Italy	1 PONZA Michela 2 HALLER Katja	3 OBERHOFER Karin 4 FIANDINO Roberta	
18	CAN - Canada	1 IMRIE Megan 2 KOCHER Zina	3 CRAWFORD Rosanna 4 TANDY Megan	
19	USA - United States of America	1 STUDEBAKER Sara 2 BARNES Lanny	3 JOHNSON Haley 4 SPECTOR Laura	



MEN'S WORLD CUP PURSUIT SCORES POINTAGES DE POURSUITE DE LA COUPE DU MONDE HOMMES

As of TUE 16 FEB 2010 / En date du MAR 16 FEV 2010

Rank	Name	NOC Code	Total	1	2	3	4	5	6
50	SEMENOV Serhiy	UKR	22		21/20	49	39/2		
51	CHERVYHKOV Alexandr	KAZ	22	32/9	28/13	53	49		
52	HALLENBARTER Simon	SUI	21	46		20/21	43		
53	GJEDREM Hans Martin	NOR	20		42	21/20			
54	SIMMEN Matthias	SUI	17	37/4	51	48	28/13		
55	SIMOCKO Dusan	SVK	16			25/16			
56	COLA Mattia	ITA	15		47	26/15	55		
57	SAVITSKIY Yan	KAZ	14	41			27/14		
58	SLESINGR Michal	CZE	14	39/2	57	54	29/12		
59	ARMGREN Ted	SWE	12			29/12			
60	SYMAN Alexandr	BLR	11	40/1			31/10		
61	MORAVEC Ondrej	CZE	10	52	45	31/10			
62	VASILYEV Victor	RUS	10	31/10	52				
63	ANEV Krasimir	BUL	9		32/9		45		
64	BRICIS Ilmars	LAT	9				32/9		
65	BILANENKO Olexander	UKR	8	34/7		40/1			
66	VALIULLIN Rustam	BLR	6	35/6			42		
67	MARIC Janez	SLO	6	58	35/6	45	47		
68	ZHANG Chengye	CHN	6		56		35/6		
69	KLETCHEROV Michail	BUL	5	36/5			44		
70	RUPNIK Vasja	SLO	5	48	36/5	DNS	59		
71	BAILEY Lowell	USA	5		50		36/5		
72	TSVETAU Vitali	BLR	5			36/5			
73	BOCKLI Claudio	SUI	4	59	55	37/4			
74	VITEK Zdenek	CZE	3			42	38/3		
75	ROESCH Michael	GER	3	38/3		44			
76	HAFSAS Ronny	NOR	3	47	38/3				
77	ABRAMENKO Evgeny	BLR	2		40/1		40/1		

NOTES

Numbers separated by a slash indicate World Cup rank / points. Number of points awarded for each rank is shown in the table below:

Rank	1	2	3	4	5	6	7	8	9	10	11	12	13	14	15	16	17	18	19	20	21	22	23	24	25	26	27	28	...	40
Points	60	54	48	43	40	38	36	34	32	31	30	29	28	27	26	25	24	23	22	21	20	19	18	17	16	15	14	13	...	1

LEGEND

DNS Did not start



MEN'S WORLD CUP TOTAL SCORES / POINTAGES TOTAUX DE LA COUPE DU MONDE HOMMES

As of TUE 16 FEB 2010 / En date du MAR 16 FEV 2010

INTERMEDIATE AFTER 16 COMPETITIONS

World Cup Events								
1	Oestersund, Men 20 km Individual	3 DEC 2009	10	Ruhpolding, Men 10 km Sprint	14 JAN 2010	19	Kontiolahti, Men 10 km Sprint	13 MAR 2010
2	Oestersund, Men 10 km Sprint	5 DEC 2009	11	Ruhpolding, Men 15 km Mass Start	16 JAN 2010	20	Kontiolahti, Men 12.5 km Pursuit	14 MAR 2010
3	Hochfilzen, Men 10 km Sprint	11 DEC 2009	12	Antholz-Anterselva, Men 20 km Individual	21 JAN 2010	21	Oslo Holmenkollen, Men 10 km Sprint	18 MAR 2010
4	Hochfilzen, Men 12.5 km Pursuit	12 DEC 2009	13	Antholz-Anterselva, Men 10 km Sprint	23 JAN 2010	22	Oslo Holmenkollen, Men 12.5 km Pursuit	20 MAR 2010
5	Pokljuka, Men 20 km Individual	17 DEC 2009	14	Antholz-Anterselva, Men 12.5 km Pursuit	24 JAN 2010	23	Oslo Holmenkollen, Men 15 km Mass Start	21 MAR 2010
6	Pokljuka, Men 10 km Sprint	19 DEC 2009	15	Vancouver, Men's 10 km Sprint	14 FEB 2010	24	Khanty-Mansiysk, Men 10 km Sprint	26 MAR 2010
7	Pokljuka, Men 12.5 km Pursuit	20 DEC 2009	16	Vancouver, Men's 12.5 km Pursuit	16 FEB 2010	25	Khanty-Mansiysk, Men 15 km Mass Start	27 MAR 2010
8	Oberhof, Men 10 km Sprint	9 JAN 2010	17	Vancouver, Men's 20 km Individual	18 FEB 2010			
9	Oberhof, Men 15 km Mass Start	10 JAN 2010	18	Vancouver, Men's 15 km Mass Start	21 FEB 2010			

Rank	Name	NOC Code	Total	1	2	3	4	5	6	7	8	9	10	11	12	13	14	15	16	17	18	19	20	21	22	23	24	25
1	SUMANN Christoph	AUT	487	3/48	7/36	6/38	4/43	1/60	103		20/21	14/27	10/31	7/36	13/28	35/6	11/30	12/29	2/54									
2	SVENDSEN Emil Hegle	NOR	472	1/60	2/54	9/32	1/60				5/40	23/18	1/60	1/60				2/54	8/34									
3	USTYUGOV Evgeny	RUS	466	14/27	39/2	3/48	5/40	31/10	7/36	1/60	1/60	4/43	9/32	2/54		48	39/2	15/26	15/26									
4	EDER Simon	AUT	431	42	13/28	7/36	2/54	DNS	=10/31	3/48	39/2	18/23	37/4	3/48	12/29	9/32	18/23	11/30	4/43									
5	FOURCADE Simon	FRA	429	16/25	9/32	10/31	8/34	2/54	6/38	9/32	22/19	7/36	5/40	14/27		14/27	8/34	71										
6	LANDERTINGER Dominik	AUT	421	17/24	28/13	13/28	20/21	DNS	2/54	4/43	65	16/25	4/43	8/34		2/54	3/48	34/7	14/27									
7	BJOERNDALEN Ole Einar	NOR	407	=43	1/60	1/60	3/48				14/27	1/60	2/54	6/38				17/24	7/36									
8	PEIFFER Arnd	GER	403	65	10/31	=14/27	27/14	18/23	9/32	5/40	38/3	5/40	30/11	4/43	24/17	1/60	2/54	37/4	37/4									
9	TCHEREZOV Ivan	RUS	395	77		25/16	22/19	15/26	1/60	8/34	8/34	17/24	7/36	17/24		17/24	12/29	10/31	6/38									
10	BURKE Tim	USA	393	2/54	3/48	20/21	10/31	14/27	8/34	6/38	19/22	2/54	31/10	19/22	29/12	21/20	DNS	47	46									
11	GREIS Michael	GER	367	9/32	5/40	23/18	26/15	21/20	12/29	DNS	2/54	11/30	3/48	20/21	DNS			21/20	5/40									
12	FOURCADE Martin	FRA	352	7/36	8/34	12/29	14/27	DNS	DNS	84	21/20	6/38	5/40	8/34	6/38	4/43	35/6	34/7										
13	SHIPULIN Anton	RUS	337	22/19	=41	44	30/11	26/15	5/40	25/16	6/38	13/28	11/30	12/29	DNS	4/43	7/36	30/11	20/21									
14	JAY Vincent	FRA	333	23/18	=41	84		5/40	34/7	11/30	37/4	22/19	22/19	11/30	27/14	22/19	16/25	1/60	3/48									
15	MESOTITSCH Daniel	AUT	314	=30/11	33/8	46	16/25	8/34	36/5	29/12	40/1	26/15	20/21	13/28	2/54	5/40	1/60	45	41									
16	FERRY Bjorn	SWE	300	6/38	98	21/20	7/36	12/29	20/21	14/27			29/12	18/23				8/34	1/60									
17	SIKORA Tomasz	POL	279	71	14/27	72		6/38	43	16/25	30/11	3/48			14/27	11/30	6/38	29/12	18/23									
18	SEDNEV Serguei	UKR	275	19/22	52	70		9/32	=26/15	18/23	34/7	30/11			1/60	18/23	9/32	22/19	10/31									
19	OS Alexander	NOR	274	12/29	18/23	31/10	44	3/48	18/23	17/24	10/31	6/38	25/16	9/32														
20	BIRNBACHER Andreas	GER	269	55	6/38	32/9	28/13	22/19	21/20	39/2	=43	27/14	33/8	10/31	31/10	10/31	13/28	23/18	13/28									
21	BAUER Klemen	SLO	264	41	15/26	98		80	13/28	7/36	12/29	15/26	12/29	29/12	44	41	38/3	4/43	9/32									
22	KRUGLOV Nikolay	RUS	261	50	49	2/54	6/38	40/1	30/11	26/15	9/32	8/34	52	28/13	33/8	12/29	15/26											
23	TCHOUDOV Maxim	RUS	253	=4/43	=85	4/43	13/28	DNS	73		47	12/29	8/34	16/25	7/36	26/15	52	63										
24	DERYZEMLYA Andriy	UKR	248	106	17/24	37/4	29/12	16/25	14/27	34/7	21/20	24/17			16/25	15/26	35/6	5/40	26/15									
25	HANEVOLD Halvard	NOR	241	97	30/11	8/34	11/30	=60	24/17	4/43	10/31	27/14	21/20					24/17	17/24									
26	BERGER Lars	NOR	227	8/34	24/17	5/40	9/32		48	15/26	13/28	9/32	DNS					46	23/18									
27	STEPHAN Christoph	GER	219	=53	4/43	96		41	76		72		24/17		6/38	3/48	5/40	19/22	30/11									
28	LEGUELLEC Jean Philippe	CAN	213	10/31	12/29	124		44	35/6	13/28		19/22	98	22/19	39/2	=53	33/8	6/38	11/30									
29	BERGMAN Carl Johan	SWE	197	58	16/25	17/24	21/20	DNF	32/9	37/4	3/48	28/13	35/6	15/26				42	19/22									
30	PINTER Friedrich	AUT	192	=4/43	DNS	35/6	23/18	23/18	22/19	23/18	53	29/12	23/18	DNS	32/9	28/13												
31	SOUKUP Jaroslav	CZE	189	35/6	72	22/19	24/17	30/11	52	33/8			15/26	26/15	4/43	19/22	19/22	52	51									



MEN'S WORLD CUP TOTAL SCORES / POINTAGES TOTAUX DE LA COUPE DU MONDE HOMMES

As of TUE 16 FEB 2010 / En date du MAR 16 FEV 2010

Rank	Name	NOC Code	Total	1	2	3	4	5	6	7	8	9	10	11	12	13	14	15	16	17	18	19	20	21	22	23	24	25
32	NOVIKOV Sergey	BLR	184	21/20	54	27/14	18/23	47	15/26	22/19	11/30	25/16	40/1	27/14				=40/1	21/20									
33	HURAJT Pavol	SVK	178	34/7	44	36/5	53	10/31	62		71		32/9		5/40	=30/11	27/14	7/36	16/25									
34	DEFRASNE Vincent	FRA	178	59	23/18	=14/27	19/22	57	44	DNS	24/17				21/20	7/36	22/19	53	22/19									
35	WOLF Alexander	GER	139	11/30	61	73		20/21	45	30/11	61		18/23		17/24	28/13	24/17											
36	SLESINGR Michal	CZE	135	=30/11	48	56	39/2	4/43	54	57			71		9/32	29/12	54	18/23	29/12									
37	EBERHARD Tobias	AUT	135	26/15	66	16/25	45	56	112		35/6		14/27		18/23	33/8	10/31											
38	ANDRESEN Frode	NOR	134					7/36	17/24	19/22						8/34	23/18											
39	VASILYEV Victor	RUS	133	72	25/16	18/23	31/10	13/28	23/18	52	48	20/21		24/17	41	77												
40	LINDSTROM Fredrik	SWE	126	39/2	19/22	51	43	24/17	24/17	20/21	96		21/20	25/16			38/3	33/8										
41	FREI Thomas	SUI	125	38/3	37/4	93		28/13	3/48	41	42		95				13/28	12/29										
42	TEELA Jeremy	USA	121	88	90	107		51	=26/15	31/10	18/23		17/24				9/32	24/17										
43	BOE Tarjei	NOR	118					=37/4	4/43	12/29	25/16		26/15	30/11														
44	FAK Jakov	CRO	105	48	65	63		48	78				=61		55	24/17	17/24	3/48	25/16									
45	SEMENOV Serhiy	UKR	105					50	19/22	21/20	16/25				48	13/28	49	33/8	39/2									
46	HOFER Lukas	ITA	99	60	20/21	24/17	15/26	94	71				51		15/26	46	32/9	56	54									
47	BRICIS Ilmars	LAT	95	25/16	34/7	97		33/8				57		13/28			14/27	32/9										
48	de LORENZI Christian	ITA	92	32/9	=74	19/22	12/29	108	67				36/5		47	25/16	30/11	61										
49	PUURUNEN Paavo	FIN	83	27/14	32/9	26/15	25/16	42	33/8	27/14					62	42	34/7	73										
50	HALLENBARTER Simon	SUI	82	89	38/3	28/13	46	53	81		29/12		=38/3		49	36/5	20/21	16/25	43									
51	NILSSON Mattias	SWE	80	63	26/15	30/11	17/24	11/30	90		=49		45															
52	LESSING Roland	EST	79	61	60	86		78	16/25	2/54			44		83		62											
53	SIMMEN Matthias	SUI	77	45	21/20	45	37/4	35/6	51	51	55		68		22/19	51	48	26/15	28/13									
54	MARIC Janez	SLO	70	15/26	84	48	58	52	58	35/6	=49		=38/3		20/21	47	45	27/14	47									
55	CHERVYHKOV Aleksandr	KAZ	66	33/8		29/12	32/9	34/7	40/1	28/13	32/9		49		34/7	56	53	51	49									
56	MORAVEC Ondrej	CZE	64	29/12	83	47	52	88	31/10	45			34/7		57	16/25	31/10	67										
57	VALIULLIN Rustam	BLR	62	100	63	11/30	35/6	77	89		15/26		56				43	42										
58	GREEN Brendan	CAN	56	84	58	55	56	64	46	54			78		19/22	34/7	14/27											
59	ABRAMENKO Evgeny	BLR	51	81	67			19/22	28/13	40/1	27/14		85				49	40/1										
60	GJEDREM Hans Martin	NOR	51					29/12	41	42					26/15	37/4	21/20											
61	ISA Hidenori	JPN	50	76	36/5	79		27/14	=10/31	43	60		55		45	85	68											
62	BOEUF Alexis	FRA	48	91	56	76									3/48	65												
63	SIMOCKO Dusan	SVK	47	=53	97	80							28/13		72	23/18	25/16	75										
64	SYMAN Alexandr	BLR	45	62	62	54	40/1	73	100		28/13		63				20/21	31/10										
65	ANEV Krasimir	BUL	45	37/4	93	67		101	25/16	32/9	54		66				25/16	45										
66	BOCKLI Claudio	SUI	44	66	46	59	59	90	29/12	55	68		16/25		61	38/3	37/4											
67	SCHEMPP Simon	GER	39		57	57	33/8	43	42	10/31	56		60			89												
68	ROESCH Michael	GER	38	=46	31/10	33/8	38/3	54	106						38/3	27/14	44											
69	KALDVEE Marthen	EST	36	110				83	118		7/36		79			83	74											
70	TOBRELUITS Indrek	EST	36		27/14	40/1	42		59	DNS			77		DNS	=30/11	47	31/10	48									
71	HOLUBEC Tomas	CZE	34	13/28	35/6	50	57	66	97				87		46	80												
72	HAFSAS Ronny	NOR	33	57	11/30	49	47	46	=60	38/3																		
73	ZHANG Chengye	CHN	32	24/17	DNS	74		68	55	56	73		90				32/9	35/6										
74	DOSTAL Roman	CZE	31		79	99		82	68				54		10/31	66												
75	BILANENKO Olexander	UKR	31	18/23	DNF	60	34/7	61							74	45	40/1											



MEN'S WORLD CUP TOTAL SCORES / POINTAGES TOTAUX DE LA COUPE DU MONDE HOMMES

As of TUE 16 FEB 2010 / En date du MAR 16 FEV 2010

Rank	Name	NOC Code	Total	1	2	3	4	5	6	7	8	9	10	11	12	13	14	15	16	17	18	19	20	21	22	23	24	25	
76	DOKL Peter	SLO	30	102	73	52	DNF	110	77		91		94		11/30	61		58	LAP										
77	ARMGREN Ted	SWE	28								26/15		48		50	40/1	29/12												
78	JOLLER Ivan	SUI	25	94	47	66		17/24	69		78				40/1	DNS													
79	BEATRIX Jean Guillaume	FRA	24	70	59	75					17/24				52														
80	ANTILA Timo	FIN	24	40/1	87	83					23/18		53		37/4	52	50	=40/1	52										
81	WEGER Benjamin	SUI	22										19/22		DNS	64		69											
82	VUILLERMOZ Rene Laurent	ITA	21	20/21	100	112							43		42	60	51												
83	BEDARD Marc-Andre	CAN	21					49	64				88		58	20/21	43												
84	WINDISCH Markus	ITA	21	DSQ	22/19	78		39/2	65						78	49	41	44	53										
85	COLA Mattia	ITA	19	49	55			86	39/2	47			73		73	39/2	26/15	60	55										
86	CLEGG Robin	CAN	18	105	50	62							86		23/18	82													
87	SAVITSKIY Yan	KAZ	18		101	39/2	41						99			86		39/2	27/14										
88	BAILEY Lowell	USA	18	DNS	53	87		36/5	38/3	50			93		93	68		36/5	36/5										
89	BEREZHNOY Oleg	UKR	16	73	DNS	65		25/16	57	48			81																
90	CHEPELIN Vladimir	BLR	16												25/16	67													
91	VITEK Zdenek	CZE	16					89	85				89		54	44	42	28/13	38/3										
92	HAKKINEN Jay	USA	16	28/13	43	38/3	50				64		80		68	81		54	57										
93	JONSSON Magnus	SWE	16	68	29/12	43	54	=37/4	47	53			70					79											
94	SZCZUREK Lukasz	POL	13	87	91	=91		105	75				90		28/13	75		85											
95	KLETCHEROV Michail	BUL	12	=46	51	34/7	36/5	70	93				52		75			59	44										
96	KOIV Kauri	EST	11	56	69	81		45	74				41		30/11	70		48	50										
97	SIAMIONAU Mikhail	BLR	10	DNS	95	68			86			31/10	=83																
98	DERKACH Vyacheslav	UKR	9	=43	45	61		65	50	44	=43				32/9	69		77											
99	PERRAS Scott	CAN	9					32/9	80																				
100	RUPNIK Vasja	SLO	9	98	76	42	48	95	37/4	36/5	66		76		53	50	DNS	57	59										
101	NARUSK Priit	EST	8										33/8	121															
102	HABERT Lois	FRA	6										58		59		35/6	58	46										
103	TSVETAU Vitali	BLR	5												60	43	36/5												
104	NAGAI Junji	JPN	5	52	64	90		72	63			36/5	65		59	=53	57												
105	BRINK Joergen	SWE	5	36/5	102	94		DNS	120																				
106	EBERHARD Julian	AUT	5													36/5													
107	BRATTSVEEN Rune	NOR	1	113	40/1	88		87																					

NOTES

Numbers separated by a slash indicate World Cup rank / points. Number of points awarded for each rank is shown in the table below:

Rank	1	2	3	4	5	6	7	8	9	10	11	12	13	14	15	16	17	18	19	20	21	22	23	24	25	26	27	28	...	40
Points	60	54	48	43	40	38	36	34	32	31	30	29	28	27	26	25	24	23	22	21	20	19	18	17	16	15	14	13	...	1

LEGEND

DNF Did not finish **DNS** Did not start **DSQ** Disqualified **LAP** Lapped



START LIST SUMMARY / LISTE DE DÉPART ABRÉGÉE

THU 18 FEB 2010 / JEU 18 FEV 2010 START TIME / DEBUT 10:20

Bib	Name	NOC Code	Start Time	Remarks	Bib	Name	NOC Code	Start Time	Remarks
1	STUDEBAKER Sara	USA	10:20:30		45	LEHTLA Kadri	EST	10:42:30	
2	BERGER Tora	NOR	10:21:00		46	PIDHRUSHNA Olena	UKR	10:43:00	
3	KHVOSTENKO Oksana	UKR	10:21:30		47	KRUMINA Gerda	LAT	10:43:30	
4	ZAITSEVA Olga	RUS	10:22:00		48	MURPHY Sarah	NZL	10:44:00	
5	SAUE Eveli	EST	10:22:30		49	MEDVEDTSEVA Olga	RUS	10:44:30	
6	JONSSON Helena	SWE	10:23:00		50	GERKOVA Jana	SVK	10:45:00	
7	KHRUSTALEVA Elena	KAZ	10:23:30		51	PALKA Krystyna	POL	10:45:30	
8	BRUNET Marie Laure	FRA	10:24:00		52	WILHELM Kati	GER	10:46:00	
9	MALI Andreja	SLO	10:24:30		53	KALINCHIK Liudmila	BLR	10:46:30	
10	KLENOVSKA Nina	BUL	10:25:00		54	BECK Martina	GER	10:47:00	
11	OLOFSSON-ZIDEK Anna Carin	SWE	10:25:30		55	PLOTOGEA Dana	ROU	10:47:30	
12	SUZUKI Fuyuko	JPN	10:26:00		56	REZLEROVA Magda	CZE	10:48:00	
13	LEVCHENKOVA Natalia	MDA	10:26:30		57	ROMANOVA Iana	RUS	10:48:30	
14	TOFALVI Eva	ROU	10:27:00		58	SONG Chaoqing	CHN	10:49:00	
15	CYL Agnieszka	POL	10:27:30		59	VEJNAROVA Zdenka	CZE	10:49:30	
16	BOGALIY-TITOVETS Anna	RUS	10:28:00		60	BRANKOVIC-LIKOZAR Tadeja	SLO	10:50:00	
17	GASPARIN Selina	SUI	10:28:30		61	OBERHOFER Karin	ITA	10:50:30	
18	NEUNER Magdalena	GER	10:29:00		62	SEMERENKO Valj	UKR	10:51:00	
19	MUN Ji-Hee	KOR	10:29:30		63	SKARDINO Nadezhda	BLR	10:51:30	
20	STIPANICIC Andrijana	CRO	10:30:00		64	FILIMONOVA Lyubov	KAZ	10:52:00	
21	VITKOVA Veronika	CZE	10:30:30		65	GLAZERE Liga	LAT	10:52:30	
22	PONZA Michela	ITA	10:31:00		66	BARNES Lanny	USA	10:53:00	
23	TSAKIRI Panagiota	GRE	10:31:30		67	EIKELAND Liv Kjersti	NOR	10:53:30	
24	PADIAL HERNANDEZ Victoria	ESP	10:32:00		68	PURDEA Mihaela	ROU	10:54:00	
25	LIDUMA Madara	LAT	10:32:30		69	IMRIE Megan	CAN	10:54:30	
26	HENKEL Andrea	GER	10:33:00		70	DORIN Marie	FRA	10:55:00	
27	KUZMINA Anastazia	SVK	10:33:30		71	NOVAKOWSKA Weronika	POL	10:55:30	
28	GREGORIN Teja	SLO	10:34:00		72	HOGBERG Elisabeth	SWE	10:56:00	
29	KARISIK Tanja	BIH	10:34:30		73	HALINAROVA Martina	SVK	10:56:30	
30	MAKARAINEN Kaisa	FIN	10:35:00		74	GWIZDON Magdalena	POL	10:57:00	
31	LIU Xianying	CHN	10:35:30		75	KALINOVA Lubomira	SVK	10:57:30	
32	KOCHER Zina	CAN	10:36:00		76	JUSKANE Zanna	LAT	10:58:00	
33	RASIMOVICIUTE Diana	LTU	10:36:30		77	SPECTOR Laura	USA	10:58:30	
34	DOMRACHEVA Darya	BLR	10:37:00		78	SEMERENKO Vita	UKR	10:59:00	
35	FLATLAND Ann Kristin Aafedt	NOR	10:37:30		79	LEBEDEVA Marina	KAZ	10:59:30	
36	LEBEDEVA Anna	KAZ	10:38:00		80	PERATHONER Christa	ITA	11:00:00	
37	WANG Chunli	CHN	10:38:30		81	KUDRASHOVA Olga	BLR	11:00:30	
38	NILSSON Anna Maria	SWE	10:39:00		82	ROGSTAD Solveig	NOR	11:01:00	
39	JOHNSON Haley	USA	10:39:30		83	KONG Yingchao	CHN	11:01:30	
40	HALLER Katja	ITA	10:40:00		84	SOUKALOVA Gabriela	CZE	11:02:00	
41	RAVNIKAR Dijana	SLO	10:40:30		85	CRAWFORD Rosanna	CAN	11:02:30	
42	LAUKKANEN Mari	FIN	10:41:00		86	BECAERT Sylvie	FRA	11:03:00	
43	BAILLY Sandrine	FRA	10:41:30		87	FERENCZ Reka	ROU	11:03:30	
44	TANDY Megan	CAN	10:42:00						



ZEROING ALLOCATION
ATTRIBUTION DES LIGNES POUR TIR D'ESSAI

THU 18 FEB 2010 / JEU 18 FEV 2010 START TIME / DEBUT 10:20

Shooting Lane	Shooting Position	NOC Code
1	P	CZE
2	P	ITA
3	P	KAZ
4	P	CHN
5	P	NOR
6	P	UKR
7	P	SWE
8	P	POL
9	P	GER
10	P	ROU
11	P	BLR
12	P	FIN
13	P	FRA
14	P	RUS
15	P	SLO
16	S	USA
17	S	EST
18	S	CRO
19	S	BIH
20	S	SVK
21	S	MDA
22	S	KOR
23	S	CAN
24	S	BUL
25	S	GRE
26	S	ESP
27	S	SUI + NZL
28	S	JPN
29	S	LTU
30	S	LAT

NOTES

09:20 - 09:40 Paper Targets
09:40 - 09:45 Change Paper Targets
09:45 - 10:10 Paper Targets

LEGEND

P Prone **S** Standing



START LIST / LISTE DE DÉPART

THU 18 FEB 2010 / JEU 18 FEV 2010 START TIME / DEBUT 10:20

Bib	Name	NOC Code	Start Time	Start Group	P	S	P	S	T	Time
1	STUDEBAKER Sara	USA	10:20:30	1						
2	BERGER Tora	NOR	10:21:00							
3	KHVOSTENKO Oksana	UKR	10:21:30							
4	ZAITSEVA Olga	RUS	10:22:00							
5	SAUE Eveli	EST	10:22:30							
6	JONSSON Helena	SWE	10:23:00							
7	KHRUSTALEVA Elena	KAZ	10:23:30							
8	BRUNET Marie Laure	FRA	10:24:00							
9	MALI Andreja	SLO	10:24:30							
10	KLENOVSKA Nina	BUL	10:25:00							
11	OLOFSSON-ZIDEK Anna Carin	SWE	10:25:30							
12	SUZUKI Fuyuko	JPN	10:26:00							
13	LEVCHENKOVA Natalia	MDA	10:26:30							
14	TOFALVI Eva	ROU	10:27:00							
15	CYL Agnieszka	POL	10:27:30							
16	BOGALIY-TITOVETS Anna	RUS	10:28:00							
17	GASPARIN Selina	SUI	10:28:30							
18	NEUNER Magdalena	GER	10:29:00							
19	MUN Ji-Hee	KOR	10:29:30							
20	STIPANICIC Andrijana	CRO	10:30:00							
21	VITKOVA Veronika	CZE	10:30:30							
22	PONZA Michela	ITA	10:31:00							
23	TSAKIRI Panagiota	GRE	10:31:30							
24	PADIAL HERNANDEZ Victoria	ESP	10:32:00							
25	LIDUMA Madara	LAT	10:32:30							
26	HENKEL Andrea	GER	10:33:00							
27	KUZMINA Anastazia	SVK	10:33:30							
28	GREGORIN Teja	SLO	10:34:00							
29	KARISIK Tanja	BIH	10:34:30							
30	MAKARAINEN Kaisa	FIN	10:35:00							
31	LIU Xianying	CHN	10:35:30							
32	KOCHER Zina	CAN	10:36:00							
33	RASIMOVICIUTE Diana	LTU	10:36:30							
34	DOMRACHEVA Darya	BLR	10:37:00							
35	FLATLAND Ann Kristin Aafedt	NOR	10:37:30	2						
36	LEBEDEVA Anna	KAZ	10:38:00							
37	WANG Chunli	CHN	10:38:30							
38	NILSSON Anna Maria	SWE	10:39:00							
39	JOHNSON Haley	USA	10:39:30							
40	HALLER Katja	ITA	10:40:00							
41	RAVNIKAR Dijana	SLO	10:40:30							
42	LAUKKANEN Mari	FIN	10:41:00							
43	BAILLY Sandrine	FRA	10:41:30							
44	TANDY Megan	CAN	10:42:00							
45	LEHTLA Kadri	EST	10:42:30							
46	PIDHRUSHNA Olena	UKR	10:43:00							
47	KRUMINA Gerda	LAT	10:43:30							
48	MURPHY Sarah	NZL	10:44:00							
49	MEDVEDTSEVA Olga	RUS	10:44:30							
50	GEREKOVA Jana	SVK	10:45:00							
51	PALKA Krystyna	POL	10:45:30							
52	WILHELM Kati	GER	10:46:00							
53	KALINCHIK Liudmila	BLR	10:46:30							
54	BECK Martina	GER	10:47:00							
55	PLOTOGEA Dana	ROU	10:47:30							
56	REZLEROVA Magda	CZE	10:48:00							



START LIST / LISTE DE DÉPART

THU 18 FEB 2010 / JEU 18 FEV 2010 START TIME / DEBUT 10:20

Bib	Name	NOC Code	Start Time	Start Group	P	S	P	S	T	Time
57	ROMANOVA Iana	RUS	10:48:30							
58	SONG Chaoqing	CHN	10:49:00	3						
59	VEJNAROVA Zdenka	CZE	10:49:30							
60	BRANKOVIC-LIKOZAR Tadeja	SLO	10:50:00							
61	OBERHOFER Karin	ITA	10:50:30							
62	SEMERENKO Valj	UKR	10:51:00							
63	SKARDINO Nadezhda	BLR	10:51:30							
64	FILIMONOVA Lyubov	KAZ	10:52:00							
65	GLAZERE Liga	LAT	10:52:30							
66	BARNES Lanny	USA	10:53:00							
67	EIKELAND Liv Kjersti	NOR	10:53:30							
68	PURDEA Mihaela	ROU	10:54:00							
69	IMRIE Megan	CAN	10:54:30							
70	DORIN Marie	FRA	10:55:00							
71	NOVAKOWSKA Weronika	POL	10:55:30							
72	HOGBERG Elisabeth	SWE	10:56:00							
73	HALINAROVA Martina	SVK	10:56:30							
74	GWIZDON Magdalena	POL	10:57:00	4						
75	KALINOVA Lubomira	SVK	10:57:30							
76	JUSKANE Zanna	LAT	10:58:00							
77	SPECTOR Laura	USA	10:58:30							
78	SEMERENKO Vita	UKR	10:59:00							
79	LEBEDEVA Marina	KAZ	10:59:30							
80	PERATHONER Christa	ITA	11:00:00							
81	KUDRASHOVA Olga	BLR	11:00:30							
82	ROGSTAD Solveig	NOR	11:01:00							
83	KONG Yingchao	CHN	11:01:30							
84	SOUKALOVA Gabriela	CZE	11:02:00							
85	CRAWFORD Rosanna	CAN	11:02:30							
86	BECAERT Sylvie	FRA	11:03:00							
87	FERENCZ Reka	ROU	11:03:30							

LEGEND

P Prone **S** Standing **T** Total penalties



FINAL RESULTS / RÉSULTATS DÉFINITIFS

THU 18 FEB 2010 / JEU 18 FEV 2010 START TIME / DEBUT 10:20 END TIME / FINI A 11:48

Rank	Bib	Name	NOC Code	Ski Time	P	S	P	S	T	Result	Behind	WC	NC
1	2	BERGER Tora	NOR	39:52.8	0	0	0	1	1	40:52.8	0.0	60	160
2	7	KHRUSTALEVA Elena	KAZ	41:13.5	0	0	0	0	0	41:13.5	+20.7	54	154
3	34	DOMRACHEVA Darya	BLR	40:21.0	0	1	0	0	1	41:21.0	+28.2	48	148
4	52	WILHELM Kati	GER	40:57.3	0	0	1	0	1	41:57.3	+1:04.5	43	143
5	71	NOVAKOWSKA Weronika	POL	40:57.5	0	0	0	1	1	41:57.5	+1:04.7	40	140
6	26	HENKEL Andrea	GER	40:32.4	0	0	1	1	2	42:32.4	+1:39.6	38	138
7	15	CYL Agnieszka	POL	41:32.5	0	1	0	0	1	42:32.5	+1:39.7	36	136
8	3	KHVOSTENKO Oksana	UKR	42:38.6	0	0	0	0	0	42:38.6	+1:45.8	34	134
9	53	KALINCHIK Liudmila	BLR	41:39.1	0	1	0	0	1	42:39.1	+1:46.3	32	132
10	18	NEUNER Magdalena	GER	39:42.1	1	2	0	0	3	42:42.1	+1:49.3	31	131
11	14	TOFALVI Eva	ROU	41:43.4	0	0	0	1	1	42:43.4	+1:50.6	30	130
12	8	BRUNET Marie Laure	FRA	40:44.4	0	1	0	1	2	42:44.4	+1:51.6	29	129
13	62	SEMERENKO Valj	UKR	41:44.5	0	0	0	1	1	42:44.5	+1:51.7	28	128
14	35	FLATLAND Ann Kristin Aafedt	NOR	41:06.4	0	1	1	0	2	43:06.4	+2:13.6	27	127
15	51	PALKA Krystyna	POL	42:09.6	0	1	0	0	1	43:09.6	+2:16.8	26	126
16	81	KUDRASHOVA Olga	BLR	43:11.3	0	0	0	0	0	43:11.3	+2:18.5	25	125
17	11	OLOFSSON-ZIDEK Anna Carin	SWE	41:12.1	1	0	0	1	2	43:12.1	+2:19.3	24	124
18	40	HALLER Katja	ITA	43:12.4	0	0	0	0	0	43:12.4	+2:19.6	23	123
19	9	MALI Andreja	SLO	43:14.4	0	0	0	0	0	43:14.4	+2:21.6	22	122
20	31	LIU Xianying	CHN	41:16.2	1	0	0	1	2	43:16.2	+2:23.4	21	121
21	49	MEDVEDTSEVA Olga	RUS	41:25.9	2	0	0	0	2	43:25.9	+2:33.1	20	120
22	78	SEMERENKO Vita	UKR	41:30.8	1	0	0	1	2	43:30.8	+2:38.0	19	119
23	66	BARNES Lanny	USA	43:31.8	0	0	0	0	0	43:31.8	+2:39.0	18	118
24	38	NILSSON Anna Maria	SWE	42:44.0	1	0	0	0	1	43:44.0	+2:51.2	17	117
25	16	BOGALIY-TITOVETS Anna	RUS	40:46.3	1	0	1	1	3	43:46.3	+2:53.5	16	116
26	4	ZAITSEVA Olga	RUS	40:46.8	2	1	0	0	3	43:46.8	+2:54.0	15	115
27	22	PONZA Michela	ITA	42:54.4	0	0	0	1	1	43:54.4	+3:01.6	14	114
28	63	SKARDINO Nadezhda	BLR	43:09.4	0	0	1	0	1	44:09.4	+3:16.6	13	
29	54	BECK Martina	GER	42:12.0	0	2	0	0	2	44:12.0	+3:19.2	12	
30	33	RASIMOVICIUTE Diana	LTU	41:13.2	1	0	1	1	3	44:13.2	+3:20.4	11	111
30	86	BECAERT Sylvie	FRA	41:13.2	1	1	1	0	3	44:13.2	+3:20.4	11	111
32	46	PIDHRUSHNA Olena	UKR	42:15.9	0	2	0	0	2	44:15.9	+3:23.1	9	
33	37	WANG Chunli	CHN	41:18.0	0	2	0	1	3	44:18.0	+3:25.2	8	108
34	1	STUDEBAKER Sara	USA	43:27.3	0	0	1	0	1	44:27.3	+3:34.5	7	107
35	41	RAVNIKAR Dijana	SLO	42:27.4	1	0	0	1	2	44:27.4	+3:34.6	6	106
36	28	GREGORIN Teja	SLO	41:29.1	0	1	0	2	3	44:29.1	+3:36.3	5	105
37	13	LEVCHENKOVA Natalia	MDA	42:34.9	0	1	1	0	2	44:34.9	+3:42.1	4	104
38	36	LEBEDEVA Anna	KAZ	42:36.3	0	0	0	2	2	44:36.3	+3:43.5	3	103
39	27	KUZMINA Anastazia	SVK	40:16.0	2	1	1	1	5	45:16.0	+4:23.2	2	102
40	17	GASPARIN Selina	SUI	42:23.6	0	1	0	2	3	45:23.6	+4:30.8	1	101
41	68	PURDEA Mihaela	ROU	42:27.7	0	2	0	1	3	45:27.7	+4:34.9		100
42	5	SAUE Eveli	EST	43:27.9	1	0	0	1	2	45:27.9	+4:35.1		99
43	42	LAUKKANEN Mari	FIN	42:36.4	1	0	1	1	3	45:36.4	+4:43.6		98
44	73	HALINAROVA Martina	SVK	42:38.7	0	1	0	2	3	45:38.7	+4:45.9		97
45	45	LEHTLA Kadri	EST	43:43.0	1	0	1	0	2	45:43.0	+4:50.2		96
46	30	MAKARAINEN Kaisa	FIN	41:46.4	2	1	1	0	4	45:46.4	+4:53.6		95
46	50	GERKOVA Jana	SVK	41:46.4	1	0	1	2	4	45:46.4	+4:53.6		95
48	10	KLENOVSKA Nina	BUL	42:49.8	0	1	1	1	3	45:49.8	+4:57.0		93
49	6	JONSSON Helena	SWE	41:52.9	1	2	0	1	4	45:52.9	+5:00.1		92
50	44	TANDY Megan	CAN	43:04.3	1	1	0	1	3	46:04.3	+5:11.5		91
51	70	DORIN Marie	FRA	42:17.7	2	1	0	1	4	46:17.7	+5:24.9		90
52	43	BAILLY Sandrine	FRA	41:28.8	1	0	3	1	5	46:28.8	+5:36.0		
53	12	SUZUKI Fuyuko	JPN	43:30.3	1	1	0	1	3	46:30.3	+5:37.5		88
53	58	SONG Chaoqing	CHN	42:30.3	1	1	0	2	4	46:30.3	+5:37.5		88
55	59	VEJNAROVA Zdenka	CZE	42:38.0	2	1	1	0	4	46:38.0	+5:45.2		86
56	57	ROMANOVA Iana	RUS	42:41.0	1	0	2	1	4	46:41.0	+5:48.2		
57	64	FILIMONOVA Lyubov	KAZ	43:45.4	0	1	1	1	3	46:45.4	+5:52.6		84



FINAL RESULTS / RÉSULTATS DÉFINITIFS

THU 18 FEB 2010 / JEU 18 FEV 2010 START TIME / DEBUT 10:20 END TIME / FINI A 11:48

Rank	Bib	Name	NOC Code	Ski Time	P	S	P	S	T	Result	Behind	WC	NC
58	83	KONG Yingchao	CHN	42:46.2	0	2	1	1	4	46:46.2	+5:53.4		
59	74	GWIZDON Magdalena	POL	42:46.7	0	3	1	0	4	46:46.7	+5:53.9		
60	84	SOUKALOVA Gabriela	CZE	44:49.8	1	0	0	1	2	46:49.8	+5:57.0		81
61	82	ROGSTAD Solveig	NOR	42:55.1	2	1	0	1	4	46:55.1	+6:02.3		80
62	69	IMRIE Megan	CAN	43:05.8	2	1	0	1	4	47:05.8	+6:13.0		79
63	60	BRANKOVIC-LIKOZAR Tadeja	SLO	43:09.5	1	1	2	0	4	47:09.5	+6:16.7		
64	56	REZLEROVA Magda	CZE	42:13.1	0	3	1	1	5	47:13.1	+6:20.3		77
65	77	SPECTOR Laura	USA	45:19.3	0	0	0	2	2	47:19.3	+6:26.5		76
66	39	JOHNSON Haley	USA	43:19.4	2	1	0	1	4	47:19.4	+6:26.6		
67	25	LIDUMA Madara	LAT	41:30.2	0	3	1	2	6	47:30.2	+6:37.4		74
68	21	VITKOVA Veronika	CZE	43:33.4	0	2	1	1	4	47:33.4	+6:40.6		
69	47	KRUMINA Gerda	LAT	44:00.1	0	3	1	0	4	48:00.1	+7:07.3		72
70	67	EIKELAND Liv Kjersti	NOR	43:00.7	0	1	1	3	5	48:00.7	+7:07.9		
71	79	LEBEDEVA Marina	KAZ	45:04.9	0	0	2	1	3	48:04.9	+7:12.1		
72	32	KOCHER Zina	CAN	42:19.3	1	0	0	5	6	48:19.3	+7:26.5		69
73	19	MUN Ji-Hee	KOR	43:53.9	0	0	2	3	5	48:53.9	+8:01.1		68
74	87	FERENCZ Reka	ROU	44:54.9	2	0	1	1	4	48:54.9	+8:02.1		67
75	61	OBERHOFER Karin	ITA	42:18.6	0	1	2	4	7	49:18.6	+8:25.8		66
76	85	CRAWFORD Rosanna	CAN	45:22.1	1	2	0	1	4	49:22.1	+8:29.3		
77	72	HOGBERG Elisabeth	SWE	45:46.5	1	1	0	2	4	49:46.5	+8:53.7		
78	65	GLAZERE Liga	LAT	45:20.3	3	0	1	1	5	50:20.3	+9:27.5		63
79	80	PERATHONER Christa	ITA	45:23.3	1	1	1	2	5	50:23.3	+9:30.5		
80	75	KALINOVA Lubomira	SVK	43:38.7	2	0	2	3	7	50:38.7	+9:45.9		
81	55	PLOTAGEA Dana	ROU	44:01.1	1	3	1	2	7	51:01.1	+10:08.3		
82	48	MURPHY Sarah	NZL	46:54.9	1	2	0	3	6	52:54.9	+12:02.1		59
83	20	STIPANICIC Andrijana	CRO	48:06.1	1	3	0	1	5	53:06.1	+12:13.3		58
84	76	JUSKANE Zanna	LAT	46:36.4	3	1	1	2	7	53:36.4	+12:43.6		
85	23	TSAKIRI Panagiota	GRE	47:36.3	1	2	1	3	7	54:36.3	+13:43.5		56
86	24	PADIAL HERNANDEZ Victoria	ESP	48:41.8	1	4	0	3	8	56:41.8	+15:49.0		55

Did not finish

29	KARISIK Tanja	BIH		1	1	2							
----	---------------	-----	--	---	---	---	--	--	--	--	--	--	--

LEGEND

NC Nations Cup P Prone S Standing T Total penalties WC World Cup



FINAL RESULTS - COMPETITION DATA SUMMARY
RÉSULTATS DÉFINITIFS - RÉSUMÉ DES DONNÉES DE COMPÉTITION

THU 18 FEB 2010 / JEU 18 FEV 2010 START TIME / DEBUT 10:20 END TIME / FINI A 11:48

Participation

Number of Entries	87
Did not start	0
Did not finish	1
Disqualified	0
Ranked Competitors	86

Atmospheric Conditions at the Stadium

	30 min. before Start	At Start Time	30 min. after Start	At End Time
Weather	Sunny	Sunny	Sunny	Sunny
Snow Condition	Hard packed	Hard packed	Hard packed	Hard packed
Snow Temperature	-6.2 °C / 20.8 °F	-4.5 °C / 23.9 °F	-4.5 °C / 23.9 °F	-2.0 °C / 28.4 °F
Air Temperature	1.0 °C / 33.8 °F	2.2 °C / 36.0 °F	3.2 °C / 37.8 °F	4.4 °C / 39.9 °F
Humidity	61 %	54 %	50 %	47 %
Wind Direction/Speed	SE / 1.1 m/s	SE / 1.3 m/s	SE / 1.0 m/s	SE / 1.6 m/s

Jury Information

IBU Technical Delegate - Chairman	BAIER Norbert (IBU)
IBU Assistant Technical Delegate	ZWAHLEN Robert (IBU)
Competition Chief	COLLARD Paul (CAN)
Member	NUNAR Borut (SLO)
Member	JANOUSEK Milan (CZE)
IBU Race Director	BERGER Franz (IBU)

Course Information

yellow 2988m + yellow 2988m + yellow 2988m + yellow 2988m + yellow 2878m

Total Course Length	14830 m
Height Difference (HD)	40 m
Max. Climb (MM)	41 m
Total Climb (MT)	535 m

Jury Decisions


none

IBU Technical Delegate - Chairman



BAIER Norbert (IBU)

IBU Assistant Technical Delegate



ZWAHLEN Robert (IBU)

LEGEND

SE Southeast



COMPETITION ANALYSIS / ANALYSE DE LA COMPÉTITION

THU 18 FEB 2010 / JEU 18 FEV 2010 START TIME / DEBUT 10:20 END TIME / FINI A 11:48

Rank	Bib	Name	NOC Code		T													
Loop 1		Loop 2		Loop 3		Loop 4		Loop 5		Result	Behind Rank							
Time	Rank	Time	Rank	Time	Rank	Time	Rank	Time	Rank									
1	2	BERGER Tora	NOR		1	40:52.8	0.0	1										
Cumulative Time	7:53.6	+4.3	3	16:03.1	0.0	1	24:17.8	0.0	1	33:26.5	0.0	1	40:52.8	0.0	1			
Loop Time	7:53.6	+4.3	3	8:09.5	+0.1	2	8:14.7	+4.9	2	9:08.7	+57.3	29	7:26.3	+7.9	2			
Ski Time	7:53.6	+8.9	4	16:03.1	+7.9	3	24:17.8	+5.5	3	32:26.5	+2.8	2						
Shooting	0	32.0	+5.0	=30	0	24.0	+3.0	=2	0	31.0	+3.0	=12	1	24.0	+4.0	=3		
Range Time	53.7	+4.9	19	47.2	+1.6	2	52.1	+2.3	7	1:47.5	+1:01.4	29						
Course Time	6:59.9	+6.4	4	7:22.3	+7.0	11	7:22.6	+2.6	4	7:21.2	+1.3	2	7:26.3	+7.9	2	36:32.3	+10.1	3
2	7	KHRUSTALEVA Elena	KAZ		0	41:13.5	+20.7	2										
Cumulative Time	8:05.2	+15.9	13	16:39.9	+36.8	6	25:01.9	+44.1	4	33:31.8	+5.3	2						
Loop Time	8:05.2	+15.9	13	8:34.7	+25.3	17	8:22.0	+12.2	4	8:29.9	+18.5	6	7:41.7	+23.3	=11			
Ski Time	8:05.2	+20.5	26	16:39.9	+44.7	32	25:01.9	+49.6	19	33:31.8	+1:08.1	=17						
Shooting	0	29.0	+2.0	=6	0	40.0	+19.0	=80	0	28.0	0.0	=1	0	31.0	+11.0	=36		
Range Time	50.4	+1.6	=4	1:03.7	+18.1	=37	50.0	+0.2	2	52.8	+6.7	14						
Course Time	7:14.8	+21.3	36	7:31.0	+15.7	18	7:32.0	+12.0	15	7:37.1	+17.2	14	7:41.7	+23.3	=11	37:36.6	+114.4	20
3	34	DOMRACHEVA Darya	BLR		1	41:21.0	+28.2	3										
Cumulative Time	7:56.8	+7.5	6	17:12.0	+1:08.9	16	25:31.6	+1:13.8	7	33:52.7	+26.2	3						
Loop Time	7:56.8	+7.5	6	9:15.2	+1:05.8	41	8:19.6	+9.8	3	8:21.1	+9.7	3	7:28.3	+9.9	3			
Ski Time	7:56.8	+12.1	=9	16:12.0	+16.8	6	24:31.6	+19.3	6	32:52.7	+29.0	5						
Shooting	0	36.0	+9.0	=60	1	36.0	+15.0	=73	0	37.0	+9.0	=52	0	35.0	+15.0	=57		
Range Time	57.7	+8.9	=31	1:59.6	+1:14.0	=66	59.6	+9.8	35	57.4	+11.3	23						
Course Time	6:59.1	+5.6	3	7:15.6	+0.3	2	7:20.0	0.0	=1	7:23.7	+3.8	3	7:28.3	+9.9	3	36:26.7	+4.5	2
4	52	WILHELM Kati	GER		1	41:57.3	+1:04.5	4										
Cumulative Time	8:08.3	+19.0	17	16:26.8	+23.7	5	25:52.2	+1:34.4	14	34:16.7	+50.2	5						
Loop Time	8:08.3	+19.0	17	8:18.5	+9.1	4	9:25.4	+1:15.6	48	8:24.5	+13.1	4	7:40.6	+22.2	10			
Ski Time	8:08.3	+23.6	33	16:26.8	+31.6	20	24:52.2	+39.9	16	33:16.7	+53.0	10						
Shooting	0	35.0	+8.0	=56	0	34.0	+13.0	=63	1	41.0	+13.0	=74	0	32.0	+12.0	=45		
Range Time	58.1	+9.3	=33	56.6	+11.0	30	2:02.4	+1:12.6	71	55.5	+9.4	=21						
Course Time	7:10.2	+16.7	28	7:21.9	+6.6	10	7:23.0	+3.0	5	7:29.0	+9.1	5	7:40.6	+22.2	10	37:04.7	+42.5	8
5	71	NOVAKOWSKA Weronika	POL		1	41:57.5	+1:04.7	5										
Cumulative Time	7:55.1	+5.8	4	16:15.1	+12.0	3	24:42.4	+24.6	2	34:15.8	+49.3	4						
Loop Time	7:55.1	+5.8	4	8:20.0	+10.6	=5	8:27.3	+17.5	=9	9:33.4	+1:22.0	37	7:41.7	+23.3	=11			
Ski Time	7:55.1	+10.4	5	16:15.1	+19.9	8	24:42.4	+30.1	7	33:15.8	+52.1	9						
Shooting	0	27.0	0.0	=1	0	27.0	+6.0	=11	0	32.0	+4.0	=16	1	37.0	+17.0	67		
Range Time	48.8	0.0	1	47.4	+1.8	3	53.8	+4.0	14	1:57.3	+1:11.2	55						
Course Time	7:06.3	+12.8	20	7:32.6	+17.3	24	7:33.5	+13.5	19	7:36.1	+16.2	13	7:41.7	+23.3	=11	37:30.2	+1:08.0	17
6	26	HENKEL Andrea	GER		2	42:32.4	+1:39.6	6										
Cumulative Time	7:57.4	+8.1	7	16:06.8	+3.7	2	25:29.8	+1:12.0	6	34:52.0	+1:25.5	10						
Loop Time	7:57.4	+8.1	7	8:09.4	0.0	1	9:23.0	+1:13.2	46	9:22.2	+1:10.8	30	7:40.4	+22.0	9			
Ski Time	7:57.4	+12.7	12	16:06.8	+11.6	4	24:29.8	+17.5	4	32:52.0	+28.3	4						
Shooting	0	31.0	+4.0	=25	0	29.0	+8.0	=24	1	36.0	+8.0	=43	1	31.0	+11.0	=36		
Range Time	53.2	+4.4	15	50.9	+5.3	13	1:57.0	+1:07.2	=61	1:51.8	+1:05.7	41						
Course Time	7:04.2	+10.7	14	7:18.5	+3.2	3	7:26.0	+6.0	8	7:30.4	+10.5	10	7:40.4	+22.0	9	36:59.5	+37.3	5
7	15	CYL Agnieszka	POL		1	42:32.5	+1:39.7	7										
Cumulative Time	8:00.0	+10.7	8	17:30.5	+1:27.4	27	26:06.1	+1:48.3	18	34:39.6	+1:13.1	8						
Loop Time	8:00.0	+10.7	8	9:30.5	+1:21.1	48	8:35.6	+25.8	=16	8:33.5	+22.1	7	7:52.9	+34.5	25			
Ski Time	8:00.0	+15.3	15	16:30.5	+35.3	22	25:06.1	+53.8	25	33:39.6	+1:15.9	21						
Shooting	0	28.0	+1.0	=3	1	28.0	+7.0	=20	0	35.0	+7.0	=38	0	29.0	+9.0	=22		
Range Time	50.0	+1.2	3	1:50.7	+1:05.1	44	56.8	+7.0	24	51.9	+5.8	12						
Course Time	7:10.0	+16.5	27	7:39.8	+24.5	=38	7:38.8	+18.8	24	7:41.6	+21.7	18	7:52.9	+34.5	25	38:03.1	+1:40.9	24
8	3	KHVOSTENKO Oksana	UKR		0	42:38.6	+1:45.8	8										
Cumulative Time	8:03.5	+14.2	11	16:45.2	+42.1	8	25:35.9	+1:18.1	8	34:29.1	+1:02.6	6						
Loop Time	8:03.5	+14.2	11	8:41.7	+32.3	24	8:50.7	+40.9	32	8:53.2	+41.8	20	8:09.5	+51.1	53			
Ski Time	8:03.5	+18.8	22	16:45.2	+50.0	38	25:35.9	+1:23.6	41	34:29.1	+2:05.4	43						
Shooting	0	29.0	+2.0	=6	0	25.0	+4.0	=4	0	29.0	+1.0	=4	0	26.0	+6.0	=8		
Range Time	51.6	+2.8	7	48.1	+2.5	5	51.4	+1.6	4	49.5	+3.4	6						
Course Time	7:11.9	+18.4	31	7:53.6	+38.3	59	7:59.3	+39.3	61	8:03.7	+43.8	59	8:09.5	+51.1	53	39:18.0	+2:55.8	57



COMPETITION ANALYSIS / ANALYSE DE LA COMPÉTITION

THU 18 FEB 2010 / JEU 18 FEV 2010 START TIME / DEBUT 10:20 END TIME / FINI A 11:48

Rank	Bib	Name	NOC Code		T													
Loop 1		Loop 2		Loop 3		Loop 4		Loop 5		Result	Behind Rank							
Time	Rank	Time	Rank	Time	Rank	Time	Rank	Time	Rank									
9	53	KALINCHIK Liudmila	BLR		1	42:39.1	+1:46.3	9										
Cumulative Time	8:21.1	+31.8	30	17:54.7	+1:51.6	40	26:30.0	+2:12.2	25	34:56.3	+1:29.8	11	42:39.1	+1:46.3	9			
Loop Time	8:21.1	+31.8	30	9:33.6	+1:24.2	52	8:35.3	+25.5	14	8:26.3	+14.9	5	7:42.8	+24.4	13			
Ski Time	8:21.1	+36.4	55	16:54.7	+59.5	47	25:30.0	+1:17.7	38	33:56.3	+1:32.6	27						
Shooting	0	33.0	+6.0 =39	1	31.0	+10.0 =37	0	33.0	+5.0 =23	0	28.0	+8.0 =15	1	2:05.0	+26.0 =22			
Range Time	54.8	+6.0	25	1:53.8	+1:08.2	50	53.7	+3.9 =12		49.1	+3.0	5	4:31.4	+1:15.0	10			
Course Time	7:26.3	+32.8	=56	7:39.8	+24.5	=38	7:41.6	+21.6	30	7:37.2	+17.3	15	7:42.8	+24.4	13	38:07.7	+1:45.5	27
10	18	NEUNER Magdalena	GER		3	42:42.1	+1:49.3	10										
Cumulative Time	8:55.2	+1:05.9	44	19:02.5	+2:59.4	61	27:12.3	+2:54.5	37	35:23.7	+1:57.2	19	42:42.1	+1:49.3	10			
Loop Time	8:55.2	+1:05.9	44	10:07.3	+1:57.9	66	8:09.8	0.0	1	8:11.4	0.0	1	7:18.4	0.0	1			
Ski Time	7:55.2	+10.5	6	16:02.5	+7.3	2	24:12.3	0.0	1	32:23.7	0.0	1						
Shooting	1	29.0	+2.0 =6	2	26.0	+5.0 =6	0	28.0	0.0 =1	0	29.0	+9.0 =22	3	1:52.0	+13.0	7		
Range Time	1:50.2	+1:01.4	44	2:48.4	+2:02.8	70	49.8	0.0	1	51.5	+5.4 =10		6:19.9	+3:03.5	36			
Course Time	7:05.0	+11.5	=16	7:18.9	+3.6	4	7:20.0	0.0	=1	7:19.9	0.0	1	7:18.4	0.0	1	36:22.2	0.0	1
11	14	TOFALVI Eva	ROU		1	42:43.4	+1:50.6	11										
Cumulative Time	8:09.8	+20.5	18	16:42.6	+39.5	7	25:19.5	+1:01.7	5	34:57.9	+1:31.4	12	42:43.4	+1:50.6	11			
Loop Time	8:09.8	+20.5	18	8:32.8	+23.4	16	8:36.9	+27.1	18	9:38.4	+1:27.0	41	7:45.5	+27.1	16			
Ski Time	8:09.8	+25.1	35	16:42.6	+47.4	35	25:19.5	+1:07.2	29	33:57.9	+1:34.2	28						
Shooting	0	30.0	+3.0 =15	0	31.0	+10.0 =37	0	28.0	0.0 =1	1	31.0	+11.0 =36	1	2:00.0	+21.0 =12			
Range Time	52.8	+4.0 =13		54.5	+8.9 =20		52.0	+2.2	6	1:54.4	+1:08.3	=48	4:33.7	+1:17.3	11			
Course Time	7:17.0	+23.5	39	7:38.3	+23.0	35	7:44.9	+24.9	35	7:44.0	+24.1	21	7:45.5	+27.1	16	38:09.7	+1:47.5	28
12	8	BRUNET Marie Laure	FRA		2	42:44.4	+1:51.6	12										
Cumulative Time	8:03.4	+14.1	10	17:19.8	+1:16.7	21	25:45.8	+1:28.0	10	35:12.6	+1:46.1	15	42:44.4	+1:51.6	12			
Loop Time	8:03.4	+14.1	10	9:16.4	+1:07.0	42	8:26.0	+16.2	5	9:26.8	+1:15.4	33	7:31.8	+13.4	4			
Ski Time	8:03.4	+18.7	21	16:19.8	+24.6	11	24:45.8	+33.5	9	33:12.6	+48.9	8						
Shooting	0	33.0	+6.0 =39	1	29.0	+8.0 =24	0	35.0	+7.0 =38	1	28.0	+8.0 =15	2	2:05.0	+26.0 =22			
Range Time	54.9	+6.1	26	1:50.6	+1:05.0	43	57.5	+7.7	26	1:53.0	+1:06.9	=44	5:36.0	+2:19.6	26			
Course Time	7:08.5	+15.0	24	7:25.8	+10.5	15	7:28.5	+8.5	10	7:33.8	+13.9	12	7:31.8	+13.4	4	37:08.4	+46.2	9
13	62	SEMERENKO Valj	UKR		1	42:44.5	+1:51.7	13										
Cumulative Time	7:52.9	+3.6	2	16:19.6	+16.5	4	24:51.7	+33.9	3	34:38.2	+1:11.7	7	42:44.5	+1:51.7	13			
Loop Time	7:52.9	+3.6	2	8:26.7	+17.3	12	8:32.1	+22.3	13	9:46.5	+1:35.1	45	8:06.3	+47.9	50			
Ski Time	7:52.9	+8.2	3	16:19.6	+24.4	10	24:51.7	+39.4	=14	33:38.2	+1:14.5	20						
Shooting	0	28.0	+1.0 =3	0	33.0	+12.0 =56	0	33.0	+5.0 =23	1	42.0	+22.0	79	1	2:16.0	+37.0 =52		
Range Time	50.4	+1.6	=4	56.4	+10.8	29	54.1	+4.3 =15		2:04.1	+1:18.0	65	4:45.0	+1:28.6	14			
Course Time	7:02.5	+9.0	10	7:30.3	+15.0	17	7:38.0	+18.0	23	7:42.4	+22.5	19	8:06.3	+47.9	50	37:59.5	+1:37.3	23
14	35	FLATLAND Ann Kristin Aafedt	NOR		2	43:06.4	+2:13.6	14										
Cumulative Time	7:49.3	0.0	1	17:09.4	+1:06.3	15	26:43.4	+2:25.6	29	35:19.9	+1:53.4	17	43:06.4	+2:13.6	14			
Loop Time	7:49.3	0.0	1	9:20.1	+1:10.7	44	9:34.0	+1:24.2	52	8:36.5	+25.1	8	7:46.5	+28.1	18			
Ski Time	7:49.3	+4.6	2	16:09.4	+14.2	5	24:43.4	+31.1	8	33:19.9	+56.2	11						
Shooting	0	29.0	+2.0 =6	1	35.0	+14.0 =67	1	31.0	+3.0 =12	0	29.0	+9.0 =22	2	2:04.0	+25.0 =19			
Range Time	52.0	+3.2	11	1:58.4	+1:12.8	62	1:54.1	+1:04.3	52	52.3	+6.2	13	5:36.8	+2:20.4	27			
Course Time	6:57.3	+3.8	2	7:21.7	+6.4	=8	7:39.9	+19.9	=25	7:44.2	+24.3	22	7:46.5	+28.1	18	37:29.6	+1:07.4	16
15	51	PALKA Krystyna	POL		1	43:09.6	+2:16.8	15										
Cumulative Time	8:04.2	+14.9	12	17:42.7	+1:39.6	34	26:27.0	+2:09.2	24	35:11.9	+1:45.4	14	43:09.6	+2:16.8	15			
Loop Time	8:04.2	+14.9	12	9:38.5	+1:29.1	56	8:44.3	+34.5	22	8:44.9	+33.5	14	7:57.7	+39.3	35			
Ski Time	8:04.2	+19.5	24	16:42.7	+47.5	36	25:27.0	+1:14.7	36	34:11.9	+1:48.2	33						
Shooting	0	36.0	+9.0 =60	1	36.0	+15.0 =73	0	39.0	+11.0 =63	0	32.0	+12.0 =45	1	2:23.0	+44.0 =64			
Range Time	57.7	+8.9	=31	1:58.8	+1:13.2	=63	1:01.2	+11.4	39	55.2	+9.1	20	4:52.9	+1:36.5	16			
Course Time	7:06.5	+13.0	21	7:39.7	+24.4	37	7:43.1	+23.1	=31	7:49.7	+29.8	32	7:57.7	+39.3	35	38:16.7	+1:54.5	32
16	81	KUDRASHOVA Olga	BLR		0	43:11.3	+2:18.5	16										
Cumulative Time	8:22.7	+33.4	=33	17:15.2	+1:12.1	18	26:14.3	+1:56.5	21	35:04.9	+1:38.4	13	43:11.3	+2:18.5	16			
Loop Time	8:22.7	+33.4	=33	8:52.5	+43.1	32	8:59.1	+49.3	=38	8:50.6	+39.2	18	8:06.4	+48.0	51			
Ski Time	8:22.7	+38.0	=60	17:15.2	+1:20.0	64	26:14.3	+2:02.0	64	35:04.9	+2:41.2	59						
Shooting	0	33.0	+6.0 =39	0	33.0	+12.0 =56	0	37.0	+9.0 =52	0	31.0	+11.0 =36	0	2:14.0	+35.0 =48			
Range Time	54.3	+5.5	22	56.2	+10.6	28	58.9	+9.1	32	54.1	+8.0	17	3:43.5	+27.1	5			
Course Time	7:28.4	+34.9	62	7:56.3	+41.0	=63	8:00.2	+40.2	62	7:56.5	+36.6	44	8:06.4	+48.0	51	39:27.8	+3:05.6	59



COMPETITION ANALYSIS / ANALYSE DE LA COMPÉTITION

THU 18 FEB 2010 / JEU 18 FEV 2010 START TIME / DEBUT 10:20 END TIME / FINI A 11:48

Rank	Bib	Name	NOC Code		T													
Loop 1		Loop 2		Loop 3		Loop 4		Loop 5		Result	Behind Rank							
Time	Rank	Time	Rank	Time	Rank	Time	Rank	Time	Rank									
17	11	OLOFSSON-ZIDEK Anna Carin	SWE		2	43:12.1	+2:19.3	17										
Cumulative Time	9:04.1	+1:14.8	53	17:24.7	+1:21.6	23	25:51.7	+1:33.9	12	35:24.9	+1:58.4	20	43:12.1	+2:19.3	17			
Loop Time	9:04.1	+1:14.8	53	8:20.6	+11.2	7	8:27.0	+17.2	=7	9:33.2	+1:21.8	36	7:47.2	+28.8	19			
Ski Time	8:04.1	+19.4	23	16:24.7	+29.5	17	24:51.7	+39.4	=14	33:24.9	+1:01.2	12	41:12.1	+1:30.0	12			
Shooting	1	40.0	+13.0 =77	0	37.0	+16.0 =75	0	41.0	+13.0 =74	1	41.0	+21.0 =76	2	2:39.0	+1:00.0	78		
Range Time	2:02.6	+1:13.8	70	58.9	+13.3	34	1:03.8	+14.0	45	2:03.2	+1:17.1	64	6:08.5	+2:52.1	34			
Course Time	7:01.5	+8.0	=6	7:21.7	+6.4	=8	7:23.2	+3.2	6	7:30.0	+10.1	8	7:47.2	+28.8	19	37:03.6	+41.4	7
18	40	HALLER Katja	ITA		0	43:12.4	+2:19.6	18										
Cumulative Time	8:20.2	+30.9	27	16:57.7	+54.6	9	25:52.1	+1:34.3	13	34:51.9	+1:25.4	9	43:12.4	+2:19.6	18			
Loop Time	8:20.2	+30.9	27	8:37.5	+28.1	18	8:54.4	+44.6	36	8:59.8	+48.4	21	8:20.5	+1:02.1	69			
Ski Time	8:20.2	+35.5	52	16:57.7	+1:02.5	51	25:52.1	+1:39.8	53	34:51.9	+2:28.2	55	43:12.4	+3:30.3	60			
Shooting	0	30.0	+3.0 =15	0	26.0	+5.0 =6	0	32.0	+4.0 =16	0	28.0	+8.0 =15	0	1:56.0	+17.0	10		
Range Time	52.8	+4.0 =13	48.0	+2.4	4	54.1	+4.3 =15	49.9	+3.8	7	3:24.8	+8.4	3	3:24.8	+8.4	3		
Course Time	7:27.4	+33.9	=60	7:49.5	+34.2	55	8:00.3	+40.3	63	8:09.9	+50.0	67	8:20.5	+1:02.1	69	39:47.6	+3:25.4	65
19	9	MALI Andreja	SLO		0	43:14.4	+2:21.6	19										
Cumulative Time	8:28.2	+38.9	40	17:18.0	+1:14.9	20	26:17.1	+1:59.3	22	35:21.7	+1:55.2	18	43:14.4	+2:21.6	19			
Loop Time	8:28.2	+38.9	40	8:49.8	+40.4	30	8:59.1	+49.3	=38	9:04.6	+53.2	25	7:52.7	+34.3	24			
Ski Time	8:28.2	+43.5	69	17:18.0	+1:22.8	67	26:17.1	+2:04.8	67	35:21.7	+2:58.0	67	43:14.4	+3:32.3	61			
Shooting	0	39.0	+12.0 =74	0	39.0	+18.0 =78	0	49.0	+21.0 =85	0	39.0	+19.0 =71	0	2:46.0	+1:07.0	83		
Range Time	1:01.9	+13.1	40	1:02.6	+17.0	36	1:13.1	+23.3	49	1:02.9	+16.8	25	4:20.5	+1:04.1	=6			
Course Time	7:26.3	+32.8	=56	7:47.2	+31.9	51	7:46.0	+26.0	36	8:01.7	+41.8	=54	7:52.7	+34.3	24	38:53.9	+2:31.7	44
20	31	LIU Xianying	CHN		2	43:16.2	+2:23.4	20										
Cumulative Time	9:07.4	+1:18.1	54	17:32.0	+1:28.9	30	26:07.4	+1:49.6	19	35:42.8	+2:16.3	23	43:16.2	+2:23.4	20			
Loop Time	9:07.4	+1:18.1	54	8:24.6	+15.2	11	8:35.4	+25.6	15	9:35.4	+1:24.0	38	7:33.4	+15.0	6			
Ski Time	8:07.4	+22.7	30	16:32.0	+36.8	24	25:07.4	+55.1	26	33:42.8	+1:19.1	23	41:16.2	+1:34.1	16			
Shooting	1	42.0	+15.0 =82	0	30.0	+9.0 =31	0	37.0	+9.0 =52	1	34.0	+14.0 =54	2	2:23.0	+44.0 =64			
Range Time	2:02.9	+1:14.1	71	52.6	+7.0	18	58.7	+8.9	31	1:56.0	+1:09.9	51	5:50.2	+2:33.8	31			
Course Time	7:04.5	+11.0	15	7:32.0	+16.7	=22	7:36.7	+16.7	22	7:39.4	+19.5	17	7:33.4	+15.0	6	37:26.0	+1:03.8	14
21	49	MEDVEDTSEVA Olga	RUS		2	43:25.9	+2:33.1	21										
Cumulative Time	9:57.1	+2:07.8	72	18:20.0	+2:16.9	47	26:47.0	+2:29.2	30	35:34.5	+2:08.0	22	43:25.9	+2:33.1	21			
Loop Time	9:57.1	+2:07.8	72	8:22.9	+13.5	9	8:27.0	+17.2	=7	8:47.5	+36.1	16	7:51.4	+33.0	23			
Ski Time	7:57.1	+12.4	11	16:20.0	+24.8	=12	24:47.0	+34.7	10	33:34.5	+1:10.8	19	41:25.9	+1:43.8	18			
Shooting	2	30.0	+3.0 =15	0	33.0	+12.0 =56	0	30.0	+2.0 =8	0	40.0	+20.0 =73	2	2:13.0	+34.0	47		
Range Time	2:52.0	+2:03.2	77	57.2	+11.6	33	53.4	+3.6	10	1:03.0	+16.9	26	5:45.6	+2:29.2	30			
Course Time	7:05.1	+11.6	18	7:25.7	+10.4	14	7:33.6	+13.6	20	7:44.5	+24.6	23	7:51.4	+33.0	23	37:40.3	+1:18.1	21
22	78	SEMERENKO Vita	UKR		2	43:30.8	+2:38.0	22										
Cumulative Time	8:58.2	+1:08.9	47	17:20.0	+1:16.9	22	25:48.7	+1:30.9	11	35:28.1	+2:01.6	21	43:30.8	+2:38.0	22			
Loop Time	8:58.2	+1:08.9	47	8:21.8	+12.4	8	8:28.7	+18.9	11	9:39.4	+1:28.0	42	8:02.7	+44.3	45			
Ski Time	7:58.2	+13.5	13	16:20.0	+24.8	=12	24:48.7	+36.4	11	33:28.1	+1:04.4	13	41:30.8	+1:48.7	22			
Shooting	1	29.0	+2.0 =6	0	27.0	+6.0 =11	0	32.0	+4.0 =16	1	27.0	+7.0 =10	2	1:55.0	+16.0	9		
Range Time	1:50.9	+1:02.1	46	50.6	+5.0	11	53.1	+3.3	9	1:50.5	+1:04.4	34	5:25.1	+2:08.7	21			
Course Time	7:07.3	+13.8	23	7:31.2	+15.9	19	7:35.6	+15.6	21	7:48.9	+29.0	31	8:02.7	+44.3	45	38:05.7	+1:43.5	26
23	66	BARNES Lanny	USA		0	43:31.8	+2:39.0	23										
Cumulative Time	8:23.0	+33.7	35	17:09.1	+1:06.0	14	26:11.3	+1:53.5	20	35:19.0	+1:52.5	16	43:31.8	+2:39.0	23			
Loop Time	8:23.0	+33.7	35	8:46.1	+36.7	27	9:02.2	+52.4	40	9:07.7	+56.3	28	8:12.8	+54.4	59			
Ski Time	8:23.0	+38.3	62	17:09.1	+1:13.9	60	26:11.3	+1:59.0	62	35:19.0	+2:55.3	66	43:31.8	+3:49.7	66			
Shooting	0	29.0	+2.0 =6	0	21.0	0.0	1	29.0	+1.0 =4	0	20.0	0.0	1	0	1:39.0	0.0	1	
Range Time	51.8	+3.0 =8	45.6	0.0	1	52.9	+3.1	8	46.1	0.0	1	3:16.4	0.0	1				
Course Time	7:31.2	+37.7	69	8:00.5	+45.2	71	8:09.3	+49.3	72	8:21.6	+1:01.7	73	8:12.8	+54.4	59	40:15.4	+3:53.2	72
24	38	NILSSON Anna Maria	SWE		1	43:44.0	+2:51.2	24										
Cumulative Time	9:30.2	+1:40.9	67	18:13.2	+2:10.1	44	27:06.6	+2:48.8	36	35:48.6	+2:22.1	24	43:44.0	+2:51.2	24			
Loop Time	9:30.2	+1:40.9	67	8:43.0	+33.6	25	8:53.4	+43.6	35	8:42.0	+30.6	11	7:55.4	+37.0	30			
Ski Time	8:30.2	+45.5	75	17:13.2	+1:18.0	62	26:06.6	+1:54.3	61	34:48.6	+2:24.9	52	42:44.0	+3:01.9	48			
Shooting	1	37.0	+10.0 =68	0	25.0	+4.0 =4	0	39.0	+11.0 =63	0	24.0	+4.0 =3	1	2:05.0	+26.0 =22			
Range Time	2:00.3	+1:11.5	68	48.9	+3.3	6	1:01.7	+11.9	42	47.3	+1.2	4	4:38.2	+1:21.8	12			
Course Time	7:29.9	+36.4	64	7:54.1	+38.8	60	7:51.7	+31.7	48	7:54.7	+34.8	40	7:55.4	+37.0	30	39:05.8	+2:43.6	49



COMPETITION ANALYSIS / ANALYSE DE LA COMPÉTITION

THU 18 FEB 2010 / JEU 18 FEV 2010 START TIME / DEBUT 10:20 END TIME / FINI A 11:48

Rank	Bib	Name	NOC Code		T															
Loop 1		Loop 2		Loop 3		Loop 4		Loop 5		Result	Behind Rank									
Time	Rank	Time	Rank	Time	Rank	Time	Rank	Time	Rank											
25	16	BOGALIY-TITOVETS Anna	RUS		3		43:46.3	+2:53.5	25											
Cumulative Time	8:55.4	+1:06.1	45	17:15.4	+1:12.3	19	26:31.5	+2:13.7	26	35:58.9	+2:32.4	25	43:46.3	+2:53.5	25					
Loop Time	8:55.4	+1:06.1	45	8:20.0	+10.6	=5	9:16.1	+1:06.3	43	9:27.4	+1:16.0	34	7:47.4	+29.0	20					
Ski Time	7:55.4	+10.7	7	16:15.4	+20.2	9	24:31.5	+19.2	5	32:58.9	+35.2	6				40:46.3	+1:04.2	7		
Shooting	1	31.0	+4.0	=25	0	32.0	+11.0	=45	1	34.0	+6.0	=30	1	38.0	+18.0	=68	3	2:15.0	+36.0	=50
Range Time	1:54.0	+1:05.2	53	55.7	+10.1	27	1:56.0	+1:06.2	57	2:00.8	+1:14.7	61				6:46.5	+3:30.1	42		
Course Time	7:01.4	+7.9	5	7:24.3	+9.0	13	7:20.1	+0.1	3	7:26.6	+6.7	4	7:47.4	+29.0	20	36:59.8	+37.6	6		
26	4	ZAITSEVA Olga	RUS		3		43:46.8	+2:54.0	26											
Cumulative Time	10:08.2	+2:18.9	76	19:22.0	+3:18.9	64	27:48.8	+3:31.0	46	36:09.7	+2:43.2	29				43:46.8	+2:54.0	26		
Loop Time	10:08.2	+2:18.9	76	9:13.8	+1:04.4	40	8:26.8	+17.0	6	8:20.9	+9.5	2	7:37.1	+18.7	7					
Ski Time	8:08.2	+23.5	32	16:22.0	+26.8	15	24:48.8	+36.5	12	33:09.7	+46.0	7				40:46.8	+1:04.7	8		
Shooting	2	35.0	+8.0	=56	1	24.0	+3.0	=2	0	33.0	+5.0	=23	0	29.0	+9.0	=22	3	2:01.0	+22.0	=16
Range Time	2:56.1	+2:07.3	81	1:46.0	+1:00.4	39	53.6	+3.8	11	51.5	+5.4	=10				6:27.2	+3:10.8	37		
Course Time	7:12.1	+18.6	32	7:27.8	+12.5	16	7:33.2	+13.2	17	7:29.4	+9.5	6	7:37.1	+18.7	7	37:19.6	+57.4	12		
27	22	PONZA Michela	ITA		1		43:54.4	+3:01.6	27											
Cumulative Time	8:21.6	+32.3	31	17:08.2	+1:05.1	13	26:05.0	+1:47.2	17	35:59.8	+2:33.3	26				43:54.4	+3:01.6	27		
Loop Time	8:21.6	+32.3	31	8:46.6	+37.2	28	8:56.8	+47.0	37	9:54.8	+1:43.4	53	7:54.6	+36.2	28					
Ski Time	8:21.6	+36.9	56	17:08.2	+1:13.0	59	26:05.0	+1:52.7	57	34:59.8	+2:36.1	57				42:54.4	+3:12.3	52		
Shooting	0	33.0	+6.0	=39	0	27.0	+6.0	=11	0	37.0	+9.0	=52	1	35.0	+15.0	=57	1	2:12.0	+33.0	=43
Range Time	54.2	+5.4	21	50.3	+4.7	10	58.5	+8.7	30	1:56.7	+1:10.6	54				4:39.7	+1:23.3	13		
Course Time	7:27.4	+33.9	=60	7:56.3	+41.0	=63	7:58.3	+38.3	58	7:58.1	+38.2	47	7:54.6	+36.2	28	39:14.7	+2:52.5	55		
28	63	SKARDINO Nadezhda	BLR		1		44:09.4	+3:16.6	28											
Cumulative Time	8:22.7	+33.4	=33	17:03.6	+1:00.5	11	27:05.2	+2:47.4	35	36:08.9	+2:42.4	27				44:09.4	+3:16.6	28		
Loop Time	8:22.7	+33.4	=33	8:40.9	+31.5	23	10:01.6	+1:51.8	69	9:03.7	+52.3	24	8:00.5	+42.1	41					
Ski Time	8:22.7	+38.0	=60	17:03.6	+1:08.4	56	26:05.2	+1:52.9	58	35:08.9	+2:45.2	62				43:09.4	+3:27.3	57		
Shooting	0	43.0	+16.0	83	0	38.0	+17.0	77	1	45.0	+17.0	82	0	38.0	+18.0	=68	1	2:44.0	+1:05.0	82
Range Time	1:05.9	+17.1	43	1:00.4	+14.8	35	2:07.9	+1:18.1	77	1:01.2	+15.1	24				5:15.4	+1:59.0	19		
Course Time	7:16.8	+23.3	38	7:40.5	+25.2	40	7:53.7	+33.7	51	8:02.5	+42.6	57	8:00.5	+42.1	41	38:54.0	+2:31.8	45		
29	54	BECK Martina	GER		2		44:12.0	+3:19.2	29											
Cumulative Time	8:07.5	+18.2	16	18:41.6	+2:38.5	54	27:26.2	+3:08.4	40	36:09.2	+2:42.7	28				44:12.0	+3:19.2	29		
Loop Time	8:07.5	+18.2	16	10:34.1	+2:24.7	74	8:44.6	+34.8	23	8:43.0	+31.6	12	8:02.8	+44.4	46					
Ski Time	8:07.5	+22.8	31	16:41.6	+46.4	34	25:26.2	+1:13.9	35	34:09.2	+1:45.5	31				42:12.0	+2:29.9	31		
Shooting	0	29.0	+2.0	=6	2	29.0	+8.0	=24	0	30.0	+2.0	=8	0	23.0	+3.0	2	2	1:51.0	+12.0	=3
Range Time	51.8	+3.0	=8	2:52.9	+2:07.3	73	51.8	+2.0	5	46.6	+0.5	2				5:23.1	+2:06.7	20		
Course Time	7:15.7	+22.2	37	7:41.2	+25.9	41	7:52.8	+32.8	49	7:56.4	+36.5	43	8:02.8	+44.4	46	38:48.9	+2:26.7	41		
30	33	RASIMOVICIUTE Diana	LTU		3		44:13.2	+3:20.4	=30											
Cumulative Time	9:01.6	+1:12.3	51	17:25.1	+1:22.0	24	27:02.0	+2:44.2	32	36:28.6	+3:02.1	31				44:13.2	+3:20.4	30		
Loop Time	9:01.6	+1:12.3	51	8:23.5	+14.1	10	9:36.9	+1:27.1	55	9:26.6	+1:15.2	32	7:44.6	+26.2	15					
Ski Time	8:01.6	+16.9	18	16:25.1	+29.9	19	25:02.0	+49.7	20	33:28.6	+1:04.9	14				41:13.2	+1:31.1	13		
Shooting	1	36.0	+9.0	=60	0	29.0	+8.0	=24	1	40.0	+12.0	=70	1	31.0	+11.0	=36	3	2:16.0	+37.0	=52
Range Time	1:58.6	+1:09.8	63	52.1	+6.5	17	2:03.5	+1:13.7	74	1:54.0	+1:07.9	47				6:48.2	+3:31.8	43		
Course Time	7:03.0	+9.5	12	7:31.4	+16.1	20	7:33.4	+13.4	18	7:32.6	+12.7	11	7:44.6	+26.2	15	37:25.0	+1:02.8	13		
30	86	BECAERT Sylvie	FRA		3		44:13.2	+3:20.4	=30											
Cumulative Time	9:01.9	+1:12.6	52	18:21.3	+2:18.2	49	27:48.9	+3:31.1	47	36:30.1	+3:03.6	33				44:13.2	+3:20.4	30		
Loop Time	9:01.9	+1:12.6	52	9:19.4	+1:10.0	43	9:27.6	+1:17.8	49	8:41.2	+29.8	10	7:43.1	+24.7	14					
Ski Time	8:01.9	+17.2	19	16:21.3	+26.1	14	24:48.9	+36.6	13	33:30.1	+1:06.4	15				41:13.2	+1:31.1	13		
Shooting	1	34.0	+7.0	=51	1	35.0	+14.0	=67	1	35.0	+7.0	=38	0	40.0	+20.0	=73	3	2:24.0	+45.0	=66
Range Time	1:55.9	+1:07.1	59	1:58.8	+1:13.2	=63	1:57.0	+1:07.2	=61	1:03.8	+17.7	27				6:55.5	+3:39.1	46		
Course Time	7:06.0	+12.5	19	7:20.6	+5.3	6	7:30.6	+10.6	=11	7:37.4	+17.5	16	7:43.1	+24.7	14	37:17.7	+55.5	11		
32	46	PIDHRUSHNA Olena	UKR		2		44:15.9	+3:23.1	32											
Cumulative Time	8:10.7	+21.4	19	18:37.2	+2:34.1	52	27:29.8	+3:12.0	=41	36:20.0	+2:53.5	30				44:15.9	+3:23.1	32		
Loop Time	8:10.7	+21.4	19	10:26.5	+2:17.1	71	8:52.6	+42.8	33	8:50.2	+38.8	17	7:55.9	+37.5	32					
Ski Time	8:10.7	+26.0	36	16:37.2	+42.0	29	25:29.8	+1:17.5	37	34:20.0	+1:56.3	36				42:15.9	+2:33.8	33		
Shooting	0	30.0	+3.0	=15	2	27.0	+6.0	=11	0	34.0	+6.0	=30	0	29.0	+9.0	=22	2	2:00.0	+21.0	=12
Range Time	52.4	+3.6	12	2:50.4	+2:04.8	71	56.4	+6.6	21	51.2	+5.1	9				5:30.4	+2:14.0	22		
Course Time	7:18.3	+24.8	=40	7:36.1	+20.8	31	7:56.2	+36.2	57	7:59.0	+39.1	=48	7:55.9	+37.5	32	38:45.5	+2:23.3	39		



COMPETITION ANALYSIS / ANALYSE DE LA COMPÉTITION

THU 18 FEB 2010 / JEU 18 FEV 2010 START TIME / DEBUT 10:20 END TIME / FINI A 11:48

Rank	Bib	Name	NOC Code		T												
Loop 1		Loop 2		Loop 3		Loop 4		Loop 5		Result	Behind Rank						
Time	Rank	Time	Rank	Time	Rank	Time	Rank	Time	Rank								
33	37	WANG Chunli	CHN		3		44:18.0	+3:25.2	33								
Cumulative Time	8:02.6	+13.3	9	18:24.0	+2:20.9	51	27:02.5	+2:44.7	33	36:30.4	+3:03.9	34	44:18.0	+3:25.2	33		
Loop Time	8:02.6	+13.3	9	10:21.4	+2:12.0	70	8:38.5	+28.7	20	9:27.9	+1:16.5	35	7:47.6	+29.2	21		
Ski Time	8:02.6	+17.9	20	16:24.0	+28.8	16	25:02.5	+50.2	21	33:30.4	+1:06.7	16					
Shooting	0	38.0	+11.0 =71	2	40.0	+19.0 =80	0	44.0	+16.0 =79	1	36.0	+16.0 =63	3	2:38.0	+59.0 =76		
Range Time	59.8	+11.0	37	3:01.2	+2:15.6	78	1:05.6	+15.8	47	1:57.8	+1:11.7	57	7:04.4	+3:48.0	49		
Course Time	7:02.8	+9.3	11	7:20.2	+4.9	5	7:32.9	+12.9	16	7:30.1	+10.2	9	7:47.6	+29.2	21		
34	1	STUDEBAKER Sara	USA		1		44:27.3	+3:34.5	34								
Cumulative Time	8:30.1	+40.8	41	17:25.5	+1:22.4	25	27:29.8	+3:12.0 =41		36:31.1	+3:04.6	35	44:27.3	+3:34.5	34		
Loop Time	8:30.1	+40.8	41	8:55.4	+46.0	33	10:04.3	+1:54.5	73	9:01.3	+49.9	22	7:56.2	+37.8	33		
Ski Time	8:30.1	+45.4	74	17:25.5	+1:30.3	73	26:29.8	+2:17.5	72	35:31.1	+3:07.4	72					
Shooting	0	36.0	+9.0 =60	0	32.0	+11.0 =45	1	46.0	+18.0	83	0	31.0	+11.0 =36	1	2:25.0	+46.0	69
Range Time	58.8	+10.0	35	54.5	+8.9 =20		2:09.5	+1:19.7	78	54.4	+8.3	19	4:57.2	+1:40.8	18		
Course Time	7:31.3	+37.8	70	8:00.9	+45.6	72	7:54.8	+34.8	55	8:06.9	+47.0	63	7:56.2	+37.8	33		
35	41	RAVNIKAR Dijana	SLO		2		44:27.4	+3:34.6	35								
Cumulative Time	9:15.0	+1:25.7 =57		17:54.4	+1:51.3	39	26:40.7	+2:22.9	28	36:28.7	+3:02.2	32	44:27.4	+3:34.6	35		
Loop Time	9:15.0	+1:25.7 =57		8:39.4	+30.0	21	8:46.3	+36.5	25	9:48.0	+1:36.6	47	7:58.7	+40.3	38		
Ski Time	8:15.0	+30.3 =44		16:54.4	+59.2	45	25:40.7	+1:28.4	45	34:28.7	+2:05.0	42					
Shooting	1	32.0	+5.0 =30	0	27.0	+6.0 =11	0	34.0	+6.0 =30	1	27.0	+7.0 =12	2	2:00.0	+21.0 =12		
Range Time	1:56.1	+1:07.3	60	50.7	+5.1	12	56.3	+6.5	20	1:50.0	+1:03.9	32	5:33.1	+2:16.7	24		
Course Time	7:18.9	+25.4	44	7:48.7	+33.4	54	7:50.0	+30.0	45	7:58.0	+38.1	46	7:58.7	+40.3	38		
36	28	GREGORIN Teja	SLO		3		44:29.1	+3:36.3	36								
Cumulative Time	8:06.0	+16.7	14	17:36.8	+1:33.7	32	26:04.1	+1:46.3	16	36:56.0	+3:29.5	38	44:29.1	+3:36.3	36		
Loop Time	8:06.0	+16.7	14	9:30.8	+1:21.4	49	8:27.3	+17.5	=9	10:51.9	+2:40.5	69	7:33.1	+14.7	5		
Ski Time	8:06.0	+21.3	28	16:36.8	+41.6	28	25:04.1	+51.8	24	33:56.0	+1:32.3	26					
Shooting	0	32.0	+5.0 =30	1	33.0	+12.0 =56	0	38.0	+10.0 =59	2	44.0	+24.0 =80	3	2:27.0	+48.0 =70		
Range Time	54.7	+5.9	=23	1:55.7	+1:10.1	57	59.8	+10.0	36	3:06.1	+2:20.0	77	6:56.3	+3:39.9	47		
Course Time	7:11.3	+17.8	30	7:35.1	+19.8	29	7:27.5	+7.5	9	7:45.8	+25.9	26	7:33.1	+14.7	5		
37	13	LEVCHENKOVA Natalia	MDA		2		44:34.9	+3:42.1	37								
Cumulative Time	8:17.9	+28.6	26	18:02.4	+1:59.3	42	27:57.2	+3:39.4	50	36:41.3	+3:14.8	36	44:34.9	+3:42.1	37		
Loop Time	8:17.9	+28.6	26	9:44.5	+1:35.1	61	9:54.8	+1:45.0	63	8:44.1	+32.7	13	7:53.6	+35.2	26		
Ski Time	8:17.9	+33.2	49	17:02.4	+1:07.2	=53	25:57.2	+1:44.9	54	34:41.3	+2:17.6	48					
Shooting	0	31.0	+4.0 =25	1	32.0	+11.0 =45	1	36.0	+8.0 =43	0	31.0	+11.0 =36	2	2:10.0	+31.0 =39		
Range Time	53.6	+4.8	18	1:54.6	+1:09.0	55	2:00.1	+1:10.3	68	53.4	+7.3	15	5:41.7	+2:25.3 =28			
Course Time	7:24.3	+30.8	53	7:49.9	+34.6	56	7:54.7	+34.7	54	7:50.7	+30.8	36	7:53.6	+35.2	26		
38	36	LEBEDEVA Anna	KAZ		2		44:36.3	+3:43.5	38								
Cumulative Time	8:22.4	+33.1	32	17:03.0	+59.9	10	25:45.6	+1:27.8	9	36:41.5	+3:15.0	37	44:36.3	+3:43.5	38		
Loop Time	8:22.4	+33.1	32	8:40.6	+31.2	22	8:42.6	+32.8	21	10:55.9	+2:44.5	72	7:54.8	+36.4	29		
Ski Time	8:22.4	+37.7	59	17:03.0	+1:07.8	55	25:45.6	+1:33.3	47	34:41.5	+2:17.8	49					
Shooting	0	30.0	+3.0 =15	0	34.0	+13.0 =63	0	34.0	+6.0 =30	2	41.0	+21.0 =76	2	2:19.0	+40.0 =57		
Range Time	51.8	+3.0	=8	56.8	+11.2	32	56.5	+6.7 =22		3:05.3	+2:19.2	75	5:50.4	+2:34.0 =32			
Course Time	7:30.6	+37.1	67	7:43.8	+28.5	46	7:46.1	+26.1	37	7:50.6	+30.7	35	7:54.8	+36.4	29		
39	27	KUZMINA Anastazia	SVK		5		45:16.0	+4:23.2	39								
Cumulative Time	9:44.7	+1:55.4	70	18:55.2	+2:52.1	58	28:13.9	+3:56.1	54	37:37.0	+4:10.5	45	45:16.0	+4:23.2	39		
Loop Time	9:44.7	+1:55.4	70	9:10.5	+1:01.1	39	9:18.7	+1:08.9	44	9:23.1	+1:11.7	31	7:39.0	+20.6	8		
Ski Time	7:44.7	0.0	1	15:55.2	0.0	1	24:13.9	+1.6	2	32:37.0	+13.3	3					
Shooting	2	30.0	+3.0 =15	1	33.0	+12.0 =56	1	33.0	+5.0 =23	1	32.0	+12.0 =45	5	2:08.0	+29.0 =32		
Range Time	2:51.2	+2:02.4	75	1:55.2	+1:09.6	56	1:55.4	+1:05.6	55	1:53.6	+1:07.5	46	8:35.4	+5:19.0	72		
Course Time	6:53.5	0.0	1	7:15.3	0.0	1	7:23.3	+3.3	7	7:29.5	+9.6	7	7:39.0	+20.6	8		
40	17	GASPARIN Selina	SUI		3		45:23.6	+4:30.8	40								
Cumulative Time	8:06.9	+17.6	15	17:38.0	+1:34.9	33	26:25.8	+2:08.0	23	37:25.7	+3:59.2	40	45:23.6	+4:30.8	40		
Loop Time	8:06.9	+17.6	15	9:31.1	+1:21.7	50	8:47.8	+38.0	29	10:59.9	+2:48.5	73	7:57.9	+39.5	36		
Ski Time	8:06.9	+22.2	29	16:38.0	+42.8	30	25:25.8	+1:13.5	34	34:25.7	+2:02.0	40					
Shooting	0	34.0	+7.0 =51	1	35.0	+14.0 =67	0	43.0	+15.0 =77	2	41.0	+21.0 =76	3	2:33.0	+54.0	74	
Range Time	56.6	+7.8	28	1:59.3	+1:13.7	65	1:06.7	+16.9	48	3:05.5	+2:19.4	76	7:08.1	+3:51.7	50		
Course Time	7:10.3	+16.8	29	7:31.8	+16.5	21	7:41.1	+21.1	29	7:54.4	+34.5	39	7:57.9	+39.5	36		



COMPETITION ANALYSIS / ANALYSE DE LA COMPÉTITION

THU 18 FEB 2010 / JEU 18 FEV 2010 START TIME / DEBUT 10:20 END TIME / FINI A 11:48

Rank	Bib	Name	NOC Code		T											
Loop 1		Loop 2		Loop 3		Loop 4		Loop 5		Result	Behind Rank					
Time	Rank	Time	Rank	Time	Rank	Time	Rank	Time	Rank							
41	68	PURDEA Mihaela	ROU		3		45:27.7	+4:34.9	41							
Cumulative Time	8:20.5	+31.2	28	18:52.5	+2:49.4	56	27:41.9	+3:24.1	45	37:32.1	+4:05.6	43	45:27.7	+4:34.9	41	
Loop Time	8:20.5	+31.2	28	10:32.0	+2:22.6	73	8:49.4	+39.6	31	9:50.2	+1:38.8	48	7:55.6	+37.2	31	
Ski Time	8:20.5	+35.8	53	16:52.5	+57.3	43	25:41.9	+1:29.6	46	34:32.1	+2:08.4	44				
Shooting	0	38.0	+11.0 =71	2	32.0	+11.0 =45	0	38.0	+10.0 =59	1	27.0	+7.0 =10	3	2:15.0	+36.0 =50	
Range Time	59.9	+11.1	38	2:54.4	+2:08.8	74	1:00.1	+10.3 =37		1:49.7	+1:03.6	31	6:44.1	+3:27.7	41	
Course Time	7:20.6	+27.1	47	7:37.6	+22.3 =33		7:49.3	+29.3	43	8:00.5	+40.6	52	7:55.6	+37.2	31	
42	5	SAUE Eveli	EST		2		45:27.9	+4:35.1	42							
Cumulative Time	9:25.4	+1:36.1	63	18:13.5	+2:10.4	45	27:16.6	+2:58.8	38	37:18.6	+3:52.1	39	45:27.9	+4:35.1	42	
Loop Time	9:25.4	+1:36.1	63	8:48.1	+38.7	29	9:03.1	+53.3	41	10:02.0	+1:50.6	57	8:09.3	+50.9	52	
Ski Time	8:25.4	+40.7	64	17:13.5	+1:18.3	63	26:16.6	+2:04.3	66	35:18.6	+2:54.9	64				
Shooting	1	30.0	+3.0 =15	0	28.0	+7.0 =20	0	35.0	+7.0 =38	1	28.0	+8.0 =15	2	2:01.0	+22.0 =16	
Range Time	1:54.3	+1:05.5	54	52.0	+6.4	16	57.7	+7.9 =28		1:51.6	+1:05.5 =38		5:35.6	+2:19.2	25	
Course Time	7:31.1	+37.6	68	7:56.1	+40.8	62	8:05.4	+45.4	67	8:10.4	+50.5	69	8:09.3	+50.9	52	
43	42	LAUKKANEN Mari	FIN		3		45:36.4	+4:43.6	43							
Cumulative Time	9:22.3	+1:33.0	62	18:00.0	+1:56.9	41	27:50.5	+3:32.7	49	37:35.5	+4:09.0	44	45:36.4	+4:43.6	43	
Loop Time	9:22.3	+1:33.0	62	8:37.7	+28.3	19	9:50.5	+1:40.7	61	9:45.0	+1:33.6	45	8:00.9	+42.5	42	
Ski Time	8:22.3	+37.6	58	17:00.0	+1:04.8	52	25:50.5	+1:38.2	51	34:35.5	+2:11.8	44				
Shooting	1	36.0	+9.0 =60	0	32.0	+11.0 =45	1	44.0	+16.0 =79	1	35.0	+15.0 =57	3	2:27.0	+48.0 =70	
Range Time	1:59.1	+1:10.3 =64		55.5	+9.9	26	2:06.7	+1:16.9	76	1:59.4	+1:13.3	59	7:00.7	+3:44.3	48	
Course Time	7:23.2	+29.7	51	7:42.2	+26.9	44	7:43.8	+23.8	33	7:45.6	+25.7	25	8:00.9	+42.5	42	
44	73	HALINAROVA Martina	SVK		3		45:38.7	+4:45.9	44							
Cumulative Time	8:11.9	+22.6	23	17:52.7	+1:49.6	38	26:40.0	+2:22.2	27	37:27.4	+4:00.9	42	45:38.7	+4:45.9	44	
Loop Time	8:11.9	+22.6	23	9:40.8	+1:31.4	59	8:47.3	+37.5	28	10:47.4	+2:36.0	68	8:11.3	+52.9 =56		
Ski Time	8:11.9	+27.2 =40		16:52.7	+57.5	44	25:40.0	+1:27.7	43	34:27.4	+2:03.7	41				
Shooting	0	37.0	+10.0 =68	1	31.0	+10.0 =37	0	35.0	+7.0 =38	2	31.0	+11.0 =36	3	2:14.0	+35.0 =48	
Range Time	59.7	+10.9	36	1:54.2	+1:08.6 =52		59.1	+9.3	33	2:55.4	+2:09.3	71	6:48.4	+3:32.0	44	
Course Time	7:12.2	+18.7	33	7:46.6	+31.3	50	7:48.2	+28.2	40	7:52.0	+32.1	38	8:11.3	+52.9 =56		
45	45	LEHTLA Kadri	EST		2		45:43.0	+4:50.2	45							
Cumulative Time	9:29.7	+1:40.4	65	18:21.9	+2:18.8	50	28:22.1	+4:04.3	57	37:26.9	+4:00.4	41	45:43.0	+4:50.2	45	
Loop Time	9:29.7	+1:40.4	65	8:52.2	+42.8	31	10:00.2	+1:50.4	67	9:04.8	+53.4	26	8:16.1	+57.7	63	
Ski Time	8:29.7	+45.0	72	17:21.9	+1:26.7	71	26:22.1	+2:09.8	68	35:26.9	+3:03.2	70				
Shooting	1	29.0	+2.0 =6	0	31.0	+10.0 =37	1	36.0	+8.0 =43	0	32.0	+12.0 =45	2	2:08.0	+29.0 =32	
Range Time	1:52.2	+1:03.4	50	54.5	+8.9 =20		1:59.5	+1:09.7	66	55.5	+9.4 =21		5:41.7	+2:25.3 =28		
Course Time	7:37.5	+44.0	78	7:57.7	+42.4 =66		8:00.7	+40.7	64	8:09.3	+49.4	65	8:16.1	+57.7	63	
46	30	MAKARAINEN Kaisa	FIN		4		45:46.4	+4:53.6	46							
Cumulative Time	10:04.6	+2:15.3	74	19:33.8	+3:30.7	67	29:19.9	+5:02.1	69	38:00.4	+4:33.9	52	45:46.4	+4:53.6	46	
Loop Time	10:04.6	+2:15.3	74	9:29.2	+1:19.8	46	9:46.1	+1:36.3	58	8:40.5	+29.1	9	7:46.0	+27.6	17	
Ski Time	8:04.6	+19.9	25	16:33.8	+38.6 =25		25:19.9	+1:07.6	30	34:00.4	+1:36.7	30				
Shooting	2	39.0	+12.0 =74	1	31.0	+10.0 =37	1	39.0	+11.0 =63	0	30.0	+10.0 =33	4	2:19.0	+40.0 =57	
Range Time	3:02.8	+2:14.0	85	1:54.2	+1:08.6 =52		2:03.0	+1:13.2	72	54.2	+8.1	18	7:54.2	+4:37.8	67	
Course Time	7:01.8	+8.3 =8		7:35.0	+19.7	28	7:43.1	+23.1 =31		7:46.3	+26.4	28	7:46.0	+27.6	17	
46	50	GEREKOVA Jana	SVK		4		45:46.4	+4:53.6	46							
Cumulative Time	8:56.8	+1:07.5	46	17:28.1	+1:25.0	26	27:03.3	+2:45.5	34	37:43.2	+4:16.7	46	45:46.4	+4:53.6	46	
Loop Time	8:56.8	+1:07.5	46	8:31.3	+21.9	13	9:35.2	+1:25.4	53	10:39.9	+2:28.5	66	8:03.2	+44.8	47	
Ski Time	7:56.8	+12.1 =9		16:28.1	+32.9	21	25:03.3	+51.0	23	33:43.2	+1:19.5	24				
Shooting	1	32.0	+5.0 =30	0	28.0	+7.0 =20	1	33.0	+5.0 =23	2	33.0	+13.0 =50	4	2:06.0	+27.0 =28	
Range Time	1:53.6	+1:04.8	52	50.0	+4.4	7	1:54.4	+1:04.6	53	2:54.9	+2:08.8	69	7:32.9	+4:16.5	54	
Course Time	7:03.2	+9.7	13	7:41.3	+26.0 =42		7:40.8	+20.8	28	7:45.0	+25.1	24	8:03.2	+44.8	47	
48	10	KLENOVSKA Nina	BUL		3		45:49.8	+4:57.0	48							
Cumulative Time	8:23.7	+34.4	36	18:05.8	+2:02.7	43	28:02.9	+3:45.1	52	37:50.2	+4:23.7	47	45:49.8	+4:57.0	48	
Loop Time	8:23.7	+34.4	36	9:42.1	+1:32.7	60	9:57.1	+1:47.3	66	9:47.3	+1:35.9	46	7:59.6	+41.2	39	
Ski Time	8:23.7	+39.0	63	17:05.8	+1:10.6	58	26:02.9	+1:50.6	56	34:50.2	+2:26.5	53				
Shooting	0	31.0	+4.0 =25	1	27.0	+6.0 =11	1	32.0	+4.0 =16	1	24.0	+4.0 =3	3	1:54.0	+15.0	8
Range Time	54.7	+5.9 =23		1:50.3	+1:04.7	42	1:55.9	+1:06.1	56	1:48.3	+1:02.2	30	6:29.2	+3:12.8	38	
Course Time	7:29.0	+35.5	63	7:51.8	+36.5	58	8:01.2	+41.2	65	7:59.0	+39.1 =48		7:59.6	+41.2	39	



COMPETITION ANALYSIS / ANALYSE DE LA COMPÉTITION

THU 18 FEB 2010 / JEU 18 FEV 2010 START TIME / DEBUT 10:20 END TIME / FINI A 11:48

Rank	Bib	Name	NOC Code		T															
Loop 1		Loop 2		Loop 3		Loop 4		Loop 5		Result	Behind Rank									
Time	Rank	Time	Rank	Time	Rank	Time	Rank	Time	Rank											
49	6	JONSSON Helena	SWE		4		45:52.9	+5:00.1	49											
Cumulative Time	9:18.0	+1:28.7	60	19:45.3	+3:42.2	71	28:20.9	+4:03.1	56	37:58.9	+4:32.4	=50	45:52.9	+5:00.1	49					
Loop Time	9:18.0	+1:28.7	60	10:27.3	+2:17.9	72	8:35.6	+25.8	=16	9:38.0	+1:26.6	40	7:54.0	+35.6	27					
Ski Time	8:18.0	+33.3	50	16:45.3	+50.1	39	25:20.9	+1:08.6	32	33:58.9	+1:35.2	29								
Shooting	1	36.0	+9.0	=60	2	31.0	+10.0	=37	0	30.0	+2.0	=8	1	27.0	+7.0	=10	4	2:04.0	+25.0	=19
Range Time	1:59.6	+1:10.8	67	2:55.3	+2:09.7	75	55.7	+5.9	18	1:50.3	+1:04.2	33				7:40.9	+4:24.5	62		
Course Time	7:18.4	+24.9	43	7:32.0	+16.7	=22	7:39.9	+19.9	=25	7:47.7	+27.8	30	7:54.0	+35.6	27	38:12.0	+1:49.8	29		
50	44	TANDY Megan	CAN		3		46:04.3	+5:11.5	50											
Cumulative Time	9:21.8	+1:32.5	61	19:02.4	+2:59.3	60	27:49.6	+3:31.8	48	37:53.0	+4:26.5	48	8:11.3	+52.9	=56	46:04.3	+5:11.5	50		
Loop Time	9:21.8	+1:32.5	61	9:40.6	+1:31.2	58	8:47.2	+37.4	27	10:03.4	+1:52.0	60								
Ski Time	8:21.8	+37.1	57	17:02.4	+1:07.2	=53	25:49.6	+1:37.3	49	34:53.0	+2:29.3	56				43:04.3	+3:22.2	55		
Shooting	1	32.0	+5.0	=30	1	34.0	+13.0	=63	0	34.0	+6.0	=30	1	36.0	+16.0	=63	3	2:16.0	+37.0	=52
Range Time	1:54.7	+1:05.9	56	1:58.0	+1:12.4	61	57.0	+7.2	25	2:00.3	+1:14.2	60				6:50.0	+3:33.6	45		
Course Time	7:27.1	+33.6	58	7:42.6	+27.3	45	7:50.2	+30.2	46	8:03.1	+43.2	58	8:11.3	+52.9	=56	39:14.3	+2:52.1	54		
51	70	DORIN Marie	FRA		4		46:17.7	+5:24.9	51											
Cumulative Time	10:05.6	+2:16.3	75	19:35.3	+3:32.2	68	28:13.2	+3:55.4	53	37:55.9	+4:29.4	49	8:21.8	+1:03.4	71	46:17.7	+5:24.9	51		
Loop Time	10:05.6	+2:16.3	75	9:29.7	+1:20.3	47	8:37.9	+28.1	19	9:42.7	+1:31.3	43								
Ski Time	8:05.6	+20.9	27	16:35.3	+40.1	27	25:13.2	+1:00.9	27	33:55.9	+1:32.2	25				42:17.7	+2:35.6	34		
Shooting	2	38.0	+11.0	=71	1	32.0	+11.0	=45	0	31.0	+3.0	=12	1	28.0	+8.0	=15	4	2:09.0	+30.0	=37
Range Time	2:58.7	+2:09.9	83	1:56.5	+1:10.9	59	53.7	+3.9	=12	1:52.7	+1:06.6	43				7:41.6	+4:25.2	63		
Course Time	7:06.9	+13.4	22	7:33.2	+17.9	25	7:44.2	+24.2	34	7:50.0	+30.1	34	8:21.8	+1:03.4	71	38:36.1	+2:13.9	35		
52	43	BAILLY Sandrine	FRA		5		46:28.8	+5:36.0	52											
Cumulative Time	9:00.9	+1:11.6	49	17:13.1	+1:10.0	17	28:54.2	+4:36.4	63	38:31.8	+5:05.3	58	7:57.0	+38.6	34	46:28.8	+5:36.0	52		
Loop Time	9:00.9	+1:11.6	49	8:12.2	+2.8	3	11:41.1	+3:31.3	86	9:37.6	+1:26.2	39								
Ski Time	8:00.9	+16.2	16	16:13.1	+17.9	7	24:54.2	+41.9	17	33:31.8	+1:08.1	=17				41:28.8	+1:46.7	19		
Shooting	1	37.0	+10.0	=68	0	28.0	+7.0	=20	3	48.0	+20.0	84	1	27.0	+7.0	=10	5	2:20.0	+41.0	59
Range Time	1:59.1	+1:10.3	=64	51.2	+5.6	14	4:10.5	+3:20.7	87	1:51.7	+1:05.6	40				8:52.5	+5:36.1	75		
Course Time	7:01.8	+8.3	=8	7:21.0	+5.7	7	7:30.6	+10.6	=11	7:45.9	+26.0	27	7:57.0	+38.6	34	37:36.3	+1:14.1	19		
53	12	SUZUKI Fuyuko	JPN		3		46:30.3	+5:37.5	=53											
Cumulative Time	9:28.0	+1:38.7	64	19:18.4	+3:15.3	62	28:23.5	+4:05.7	58	38:16.9	+4:50.4	53	8:13.4	+55.0	=60	46:30.3	+5:37.5	53		
Loop Time	9:28.0	+1:38.7	64	9:50.4	+1:41.0	63	9:05.1	+55.3	42	9:53.4	+1:42.0	52								
Ski Time	8:28.0	+43.3	68	17:18.4	+1:23.2	68	26:23.5	+2:11.2	70	35:16.9	+2:53.2	63				43:30.3	+3:48.2	65		
Shooting	1	33.0	+6.0	=39	1	32.0	+11.0	=45	0	33.0	+5.0	=23	1	34.0	+14.0	=54	3	2:12.0	+33.0	=43
Range Time	1:55.7	+1:06.9	58	1:53.9	+1:08.3	51	56.0	+6.2	19	1:56.4	+1:10.3	53				6:42.0	+3:25.6	40		
Course Time	7:32.3	+38.8	71	7:56.5	+41.2	65	8:09.1	+49.1	71	7:57.0	+37.1	45	8:13.4	+55.0	=60	39:48.3	+3:26.1	66		
53	58	SONG Chaoqing	CHN		4		46:30.3	+5:37.5	=53											
Cumulative Time	9:11.9	+1:22.6	56	18:38.7	+2:35.6	53	27:25.1	+3:07.3	39	38:19.4	+4:52.9	54	8:10.9	+52.5	54	46:30.3	+5:37.5	53		
Loop Time	9:11.9	+1:22.6	56	9:26.8	+1:17.4	45	8:46.4	+36.6	26	10:54.3	+2:42.9	71								
Ski Time	8:11.9	+27.2	=40	16:38.7	+43.5	31	25:25.1	+1:12.8	33	34:19.4	+1:55.7	34				42:30.3	+2:48.2	40		
Shooting	1	29.0	+2.0	=6	1	30.0	+9.0	=31	0	29.0	+1.0	=4	2	29.0	+9.0	=22	4	1:57.0	+18.0	11
Range Time	1:50.8	+1:02.0	45	1:53.2	+1:07.6	49	51.0	+1.2	3	2:52.6	+2:06.5	68				7:27.6	+4:11.2	53		
Course Time	7:21.1	+27.6	48	7:33.6	+18.3	26	7:55.4	+35.4	56	8:01.7	+41.8	=54	8:10.9	+52.5	54	39:02.7	+2:40.5	48		
55	59	VEJNAROVA Zdenka	CZE		4		46:38.0	+5:45.2	55											
Cumulative Time	10:17.3	+2:28.0	80	19:51.8	+3:48.7	73	29:38.0	+5:20.2	72	38:24.6	+4:58.1	56	8:13.4	+55.0	=60	46:38.0	+5:45.2	55		
Loop Time	10:17.3	+2:28.0	80	9:34.5	+1:25.1	53	9:46.2	+1:36.4	59	8:46.6	+35.2	15								
Ski Time	8:17.3	+32.6	47	16:51.8	+56.6	42	25:38.0	+1:25.7	42	34:24.6	+2:00.9	39				42:38.0	+2:55.9	44		
Shooting	2	30.0	+3.0	=15	1	26.0	+5.0	=6	1	29.0	+1.0	=4	0	26.0	+6.0	=8	4	1:51.0	+12.0	=3
Range Time	2:51.4	+2:02.6	76	1:48.6	+1:03.0	41	1:52.0	+1:02.2	51	50.3	+4.2	8				7:22.3	+4:05.9	52		
Course Time	7:25.9	+32.4	55	7:45.9	+30.6	49	7:54.2	+34.2	53	7:56.3	+36.4	42	8:13.4	+55.0	=60	39:15.7	+2:53.5	56		
56	57	ROMANOVA Iana	RUS		4		46:41.0	+5:48.2	56											
Cumulative Time	8:59.5	+1:10.2	48	17:31.0	+1:27.9	28	28:20.8	+4:03.0	55	38:23.7	+4:57.2	55	8:17.3	+58.9	64	46:41.0	+5:48.2	56		
Loop Time	8:59.5	+1:10.2	48	8:31.5	+22.1	14	10:49.8	+2:40.0	80	10:02.9	+1:51.5	58								
Ski Time	7:59.5	+14.8	14	16:31.0	+35.8	23	25:20.8	+1:08.5	31	34:23.7	+2:00.0	38				42:41.0	+2:58.9	47		
Shooting	1	33.0	+6.0	=39	0	27.0	+6.0	=11	2	36.0	+8.0	=43	1	29.0	+9.0	=22	4	2:05.0	+26.0	=22
Range Time	1:54.5	+1:05.7	55	50.2	+4.6	=8	2:59.9	+2:10.1	81	1:55.7	+1:09.6	50				7:40.3	+4:23.9	61		
Course Time	7:05.0	+11.5	=16	7:41.3	+26.0	=42	7:49.9	+29.9	44	8:07.2	+47.3	64	8:17.3	+58.9	64	39:00.7	+2:38.5	47		



COMPETITION ANALYSIS / ANALYSE DE LA COMPÉTITION

THU 18 FEB 2010 / JEU 18 FEV 2010 START TIME / DEBUT 10:20 END TIME / FINI A 11:48

Rank	Bib	Name	NOC Code		T						
Loop 1		Loop 2		Loop 3		Loop 4		Loop 5		Result	Behind Rank
Time	Rank	Time	Rank	Time	Rank	Time	Rank	Time	Rank		
57	64	FILIMONOVA Lyubov	KAZ		3		46:45.4	+5:52.6	57		
Cumulative Time	8:26.9	+37.6 =38	18:21.0	+2:17.9 48	28:23.7	+4:05.9 59	38:27.0	+5:00.5 57		46:45.4	+5:52.6 57
Loop Time	8:26.9	+37.6 =38	9:54.1	+1:44.7 65	10:02.7	+1:52.9 71	10:03.3	+1:51.9 59	8:18.4	+1:00.0 =66	
Ski Time	8:26.9	+42.2 =66	17:21.0	+1:25.8 70	26:23.7	+2:11.4 71	35:27.0	+3:03.3 71		43:45.4	+4:03.3 70
Shooting	0	32.0 +5.0 =30 1	33.0 +12.0 =56 1	32.0 +4.0 =16 1	28.0 +8.0 =15 3	2:05.0	+26.0 =22			6:40.7	+3:24.3 39
Range Time	56.9	+8.1 29	1:56.0	+1:10.4 58	1:56.3	+1:06.5 58	1:51.5	+1:05.4 37		40:04.7	+3:42.5 69
Course Time	7:30.0	+36.5 65	7:58.1	+42.8 69	8:06.4	+46.4 69	8:11.8	+51.9 71	8:18.4	+1:00.0 =66	
58	83	KONG Yingchao	CHN		4		46:46.2	+5:53.4	58		
Cumulative Time	8:11.7	+22.4 22	18:54.5	+2:51.4 57	28:51.5	+4:33.7 62	38:43.6	+5:17.1 62		46:46.2	+5:53.4 58
Loop Time	8:11.7	+22.4 22	10:42.8	+2:33.4 76	9:57.0	+1:47.2 65	9:52.1	+1:40.7 50	8:02.6	+44.2 44	
Ski Time	8:11.7	+27.0 39	16:54.5	+59.3 46	25:51.5	+1:39.2 52	34:43.6	+2:19.9 51		42:46.2	+3:04.1 49
Shooting	0	33.0 +6.0 =39 2	32.0 +11.0 =45 1	36.0 +8.0 =43 1	29.0 +9.0 =22 4	2:10.0	+31.0 =39			7:39.6	+4:23.2 60
Range Time	53.4	+4.6 17	2:55.4	+2:09.8 76	1:57.8	+1:08.0 63	1:53.0	+1:06.9 =44		39:06.6	+2:44.4 50
Course Time	7:18.3	+24.8 =40	7:47.4	+32.1 52	7:59.2	+39.2 60	7:59.1	+39.2 50	8:02.6	+44.2 44	
59	74	GWIZDON Magdalena	POL		4		46:46.7	+5:53.9	59		
Cumulative Time	8:10.8	+21.5 20	19:55.9	+3:52.8 75	29:50.4	+5:32.6 74	38:42.5	+5:16.0 61		46:46.7	+5:53.9 59
Loop Time	8:10.8	+21.5 20	11:45.1	+3:35.7 82	9:54.5	+1:44.7 62	8:52.1	+40.7 19	8:04.2	+45.8 49	
Ski Time	8:10.8	+26.1 37	16:55.9	+1:00.7 49	25:50.4	+1:38.1 50	34:42.5	+2:18.8 50		42:46.7	+3:04.6 50
Shooting	0	30.0 +3.0 =15 3	37.0 +16.0 =75 1	37.0 +9.0 =52 0	42.0 +4.0 =3 4	2:08.0	+29.0 =32			7:39.2	+4:22.8 59
Range Time	51.0	+2.2 6	4:00.5	+3:14.9 =83	2:00.7	+1:10.9 69	47.0	+0.9 3		39:07.5	+2:45.3 51
Course Time	7:19.8	+26.3 45	7:44.6	+29.3 =47	7:53.8	+33.8 52	8:05.1	+45.2 62	8:04.2	+45.8 49	
60	84	SOUKALOVA Gabriela	CZE		2		46:49.8	+5:57.0	60		
Cumulative Time	9:17.8	+1:28.5 59	18:16.6	+2:13.5 46	27:36.1	+3:18.3 44	37:58.9	+4:32.4 =50		46:49.8	+5:57.0 60
Loop Time	9:17.8	+1:28.5 59	8:58.8	+49.4 34	9:19.5	+1:09.7 45	10:22.8	+2:11.4 61	8:50.9	+1:32.5 82	
Ski Time	9:17.8	+33.1 48	17:16.6	+1:21.4 65	26:36.1	+2:23.8 73	35:58.9	+3:35.2 74		44:49.8	+5:07.7 74
Shooting	1	33.0 +6.0 =39 0	31.0 +10.0 =37 0	39.0 +11.0 =63 1	35.0 +15.0 =57 2	2:18.0	+39.0 56			5:50.4	+2:34.0 =32
Range Time	1:55.5	+1:06.7 57	55.2	+9.6 =23	1:01.4	+1:16.6 40	1:58.3	+1:12.2 58		40:59.4	+4:37.2 75
Course Time	7:22.3	+28.8 49	8:03.6	+48.3 75	8:18.1	+58.1 75	8:24.5	+1:04.6 75	8:50.9	+1:32.5 82	
61	82	ROGSTAD Solveig	NOR		4		46:55.1	+6:02.3	61		
Cumulative Time	10:18.4	+2:29.1 81	19:55.2	+3:52.1 74	28:40.2	+4:22.4 61	38:37.3	+5:10.8 60		46:55.1	+6:02.3 61
Loop Time	10:18.4	+2:29.1 81	9:36.8	+1:27.4 55	8:45.0	+35.2 24	9:57.1	+1:45.7 55	8:17.8	+59.4 65	
Ski Time	8:18.4	+33.7 51	16:55.2	+1:00.0 48	25:40.2	+1:27.9 44	34:37.3	+2:13.6 46		42:55.1	+3:13.0 53
Shooting	2	35.0 +8.0 =56 1	29.0 +8.0 =24 0	32.0 +4.0 =16 1	32.0 +12.0 =45 4	2:08.0	+29.0 =32			7:43.1	+4:26.7 64
Range Time	2:58.1	+2:09.3 82	1:52.2	+1:06.6 47	56.5	+6.7 =22	1:56.3	+1:10.2 52		39:12.0	+2:49.8 53
Course Time	7:20.3	+26.8 46	7:44.6	+29.3 =47	7:48.5	+28.5 41	8:00.8	+40.9 53	8:17.8	+59.4 65	
62	69	IMRIE Megan	CAN		4		47:05.8	+6:13.0	62		
Cumulative Time	10:31.4	+2:42.1 85	20:17.3	+4:14.2 76	29:05.4	+4:47.6 65	39:01.9	+5:35.4 64		47:05.8	+6:13.0 62
Loop Time	10:31.4	+2:42.1 85	9:45.9	+1:36.5 62	8:48.1	+38.3 30	9:56.5	+1:45.1 54	8:03.9	+45.5 48	
Ski Time	8:31.4	+46.7 76	17:17.3	+1:22.1 66	26:05.4	+1:53.1 59	35:01.9	+2:38.2 58		43:05.8	+3:23.7 56
Shooting	2	33.0 +6.0 =39 1	26.0 +5.0 =6 0	38.0 +10.0 =59 1	29.0 +9.0 =22 4	2:06.0	+27.0 =28			7:33.4	+4:17.0 55
Range Time	2:54.3	+2:05.5 79	1:47.2	+1:01.6 40	59.3	+9.5 34	1:52.6	+1:06.5 42		39:32.4	+3:10.2 61
Course Time	7:37.1	+43.6 77	7:58.7	+43.4 70	7:48.8	+28.8 42	8:03.9	+44.0 60	8:03.9	+45.5 48	
63	60	BRANKOVIC-LIKOZAR Tadeja	SLO		4		47:09.5	+6:16.7	63		
Cumulative Time	9:09.0	+1:19.7 55	18:48.9	+2:45.8 55	29:49.0	+5:31.2 73	38:51.1	+5:24.6 63		47:09.5	+6:16.7 63
Loop Time	9:09.0	+1:19.7 55	9:39.9	+1:30.5 57	11:00.1	+2:50.3 83	9:02.1	+50.7 23	8:18.4	+1:00.0 =66	
Ski Time	8:09.0	+24.3 34	16:48.9	+53.7 40	25:49.0	+1:36.7 48	34:51.1	+2:27.4 54		43:09.5	+3:27.4 58
Shooting	1	36.0 +9.0 =60 1	43.0 +22.0 =83 2	51.0 +23.0 87 0	44.0 +24.0 =80 4	2:54.0	+1:15.0 84			8:24.4	+5:08.0 69
Range Time	1:59.3	+1:10.5 66	2:05.2	+1:19.6 68	3:13.9	+2:24.1 85	1:06.0	+19.9 28		38:45.1	+2:22.9 38
Course Time	7:09.7	+16.2 26	7:34.7	+19.4 27	7:46.2	+26.2 38	7:56.1	+36.2 41	8:18.4	+1:00.0 =66	
64	56	REZLEROVA Magda	CZE		5		47:13.1	+6:20.3	64		
Cumulative Time	8:12.7	+23.4 24	19:40.8	+3:37.7 69	29:19.0	+5:01.2 68	39:11.6	+5:45.1 66		47:13.1	+6:20.3 64
Loop Time	8:12.7	+23.4 24	11:28.1	+3:18.7 80	9:38.2	+1:28.4 56	9:52.6	+1:41.2 51	8:01.5	+43.1 43	
Ski Time	8:12.7	+28.0 43	16:40.8	+45.6 33	25:19.0	+1:06.7 28	34:11.6	+1:47.9 32		42:13.1	+2:31.0 32
Shooting	0	28.0 +1.0 =3 3	30.0 +9.0 =31 1	30.0 +2.0 =8 1	39.0 +19.0 =71 5	2:07.0	+28.0 =30			8:35.2	+5:18.8 71
Range Time	49.6	+0.8 2	3:52.3	+3:06.7 81	1:51.8	+1:02.0 50	2:01.5	+1:15.4 62		38:37.9	+2:15.7 36
Course Time	7:23.1	+29.6 50	7:35.8	+20.5 30	7:46.4	+26.4 39	7:51.1	+31.2 37	8:01.5	+43.1 43	



COMPETITION ANALYSIS / ANALYSE DE LA COMPÉTITION

THU 18 FEB 2010 / JEU 18 FEV 2010 START TIME / DEBUT 10:20 END TIME / FINI A 11:48

Rank	Bib	Name	NOC Code		T															
Loop 1		Loop 2		Loop 3		Loop 4		Loop 5		Result	Behind Rank									
Time	Rank	Time	Rank	Time	Rank	Time	Rank	Time	Rank											
65	77	SPECTOR Laura	USA		2		47:19.3	+6:26.5	65											
Cumulative Time	8:25.9	+36.6	37	17:31.1	+1:28.0	29	26:54.2	+2:36.4	31	38:35.5	+5:09.0	59	47:19.3	+6:26.5	65					
Loop Time	8:25.9	+36.6	37	9:05.2	+55.8	37	9:23.1	+1:13.3	47	11:41.3	+3:29.9	78	8:43.8	+1:25.4	77					
Ski Time	8:25.9	+41.2	65	17:31.1	+1:35.9	75	26:54.2	+2:41.9	75	36:35.5	+4:11.8	76	45:19.3	+5:37.2	77					
Shooting	0	33.0	+6.0	=39	0	39.0	+18.0	=78	0	40.0	+12.0	=70	2	51.0	+31.0	85				
Range Time	55.6	+6.8	27	1:03.7	+18.1	=37	1:02.9	+13.1	43	3:16.6	+2:30.5	78	6:18.8	+3:02.4	35					
Course Time	7:30.3	+36.8	66	8:01.5	+46.2	74	8:20.2	+1:00.2	77	8:24.7	+1:04.8	76	8:43.8	+1:25.4	77	41:00.5	+4:38.3	76		
66	39	JOHNSON Haley	USA		4		47:19.4	+6:26.6	66											
Cumulative Time	10:29.5	+2:40.2	84	20:22.5	+4:19.4	77	29:15.7	+4:57.9	67	39:06.8	+5:40.3	65	47:19.4	+6:26.6	66					
Loop Time	10:29.5	+2:40.2	84	9:53.0	+1:43.6	64	8:53.2	+43.4	34	9:51.1	+1:39.7	49	8:12.6	+54.2	58					
Ski Time	8:29.5	+44.8	71	17:22.5	+1:27.3	72	26:15.7	+2:03.4	65	35:06.8	+2:43.1	61	43:19.4	+3:37.3	62					
Shooting	2	32.0	+5.0	=30	1	30.0	+9.0	=31	0	39.0	+11.0	=63	1	28.0	+8.0	=15	4	2:09.0	+30.0	=37
Range Time	2:54.6	+2:05.8	80	1:51.7	+1:06.1	46	1:00.1	+10.3	=37	1:51.3	+1:05.2	36	7:37.7	+4:21.3	57					
Course Time	7:34.9	+41.4	74	8:01.3	+46.0	73	7:53.1	+33.1	50	7:59.8	+39.9	51	8:12.6	+54.2	58	39:41.7	+3:19.5	=62		
67	25	LIDUMA Madara	LAT		6		47:30.2	+6:37.4	67											
Cumulative Time	7:55.6	+6.3	5	19:25.0	+3:21.9	65	28:55.8	+4:38.0	64	39:39.8	+6:13.3	70	47:30.2	+6:37.4	67					
Loop Time	7:55.6	+6.3	5	11:29.4	+3:20.0	81	9:30.8	+1:21.0	50	10:44.0	+2:32.6	67	7:50.4	+32.0	22					
Ski Time	7:55.6	+10.9	8	16:25.0	+29.8	18	24:55.8	+43.5	18	33:39.8	+1:16.1	22	41:30.2	+1:48.1	21					
Shooting	0	32.0	+5.0	=30	3	43.0	+22.0	=83	1	36.0	+8.0	=43	2	36.0	+16.0	=63	6	2:27.0	+48.0	=70
Range Time	54.1	+5.3	20	4:06.9	+3:21.3	85	1:59.8	+1:10.0	67	3:00.8	+2:14.7	74	10:01.6	+6:45.2	79					
Course Time	7:01.5	+8.0	=6	7:22.5	+7.2	12	7:31.0	+11.0	13	7:43.2	+23.3	20	7:50.4	+32.0	22	37:28.6	+1:06.4	15		
68	21	VITKOVA Veronika	CZE		4		47:33.4	+6:40.6	68											
Cumulative Time	8:20.6	+31.3	29	19:19.6	+3:16.5	63	29:22.6	+5:04.8	70	39:22.4	+5:55.9	67	47:33.4	+6:40.6	68					
Loop Time	8:20.6	+31.3	29	10:59.0	+2:49.6	77	10:03.0	+1:53.2	72	9:59.8	+1:48.4	56	8:11.0	+52.6	55					
Ski Time	8:20.6	+35.9	54	17:19.6	+1:24.4	69	26:22.6	+2:10.3	69	35:22.4	+2:58.7	68	43:33.4	+3:51.3	67					
Shooting	0	32.0	+5.0	=30	2	35.0	+14.0	=67	1	37.0	+9.0	=52	1	33.0	+13.0	=50	4	2:17.0	+38.0	55
Range Time	53.3	+4.5	16	3:01.3	+2:15.7	79	1:59.1	+1:09.3	65	1:57.6	+1:11.5	56	7:51.3	+4:34.9	65					
Course Time	7:27.3	+33.8	59	7:57.7	+42.4	=66	8:03.9	+43.9	66	8:02.2	+42.3	56	8:11.0	+52.6	55	39:42.1	+3:19.9	64		
69	47	KRUMINA Gerda	LAT		4		48:00.1	+7:07.3	69											
Cumulative Time	8:37.3	+48.0	42	20:30.3	+4:27.2	78	30:41.2	+6:23.4	79	39:46.3	+6:19.8	71	48:00.1	+7:07.3	69					
Loop Time	8:37.3	+48.0	42	11:53.0	+3:43.6	84	10:10.9	+2:01.1	74	9:05.1	+53.7	27	8:13.8	+55.4	62					
Ski Time	8:37.3	+52.6	78	17:30.3	+1:35.1	74	26:41.2	+2:28.9	74	35:46.3	+3:22.6	73	44:00.1	+4:18.0	72					
Shooting	0	40.0	+13.0	=77	3	32.0	+11.0	=45	1	39.0	+11.0	=63	0	30.0	+10.0	=33	4	2:21.0	+42.0	60
Range Time	1:02.7	+13.9	41	3:55.3	+3:09.7	82	2:01.1	+1:11.3	70	54.0	+7.9	16	7:53.1	+4:36.7	66					
Course Time	7:34.6	+41.1	73	7:57.7	+42.4	=66	8:09.8	+49.8	73	8:11.1	+51.2	70	8:13.8	+55.4	62	40:07.0	+3:44.8	70		
70	67	EIKELAND Liv Kjersti	NOR		5		48:00.7	+7:07.9	70											
Cumulative Time	8:11.1	+21.8	21	17:44.6	+1:41.5	35	27:34.1	+3:16.3	43	39:39.2	+6:12.7	69	48:00.7	+7:07.9	70					
Loop Time	8:11.1	+21.8	21	9:33.5	+1:24.1	51	9:49.5	+1:39.7	60	12:05.1	+3:53.7	79	8:21.5	+1:03.1	70					
Ski Time	8:11.1	+26.4	38	16:44.6	+49.4	37	25:34.1	+1:21.8	39	34:39.2	+2:15.5	47	43:00.7	+3:18.6	54					
Shooting	0	34.0	+7.0	=51	1	29.0	+8.0	=24	1	34.0	+6.0	=30	3	35.0	+15.0	=57	5	2:12.0	+33.0	=43
Range Time	58.1	+9.3	=33	1:54.2	+1:08.6	=52	1:58.7	+1:08.9	64	4:00.6	+3:14.5	81	8:51.6	+5:35.2	74					
Course Time	7:13.0	+19.5	34	7:39.3	+24.0	36	7:50.8	+30.8	47	8:04.5	+44.6	61	8:21.5	+1:03.1	70	39:09.1	+2:46.9	52		
71	79	LEBEDEVA Marina	KAZ		3		48:04.9	+7:12.1	71											
Cumulative Time	8:43.8	+54.5	43	17:49.2	+1:46.1	36	29:08.8	+4:51.0	66	39:36.2	+6:09.7	68	48:04.9	+7:12.1	71					
Loop Time	8:43.8	+54.5	43	9:05.4	+56.0	38	11:19.6	+3:09.8	85	10:27.4	+2:16.0	64	8:28.7	+1:10.3	72					
Ski Time	8:43.8	+59.1	80	17:49.2	+1:54.0	80	27:08.8	+2:56.5	78	36:36.2	+4:12.5	78	45:04.9	+5:22.8	76					
Shooting	0	41.0	+14.0	81	0	31.0	+10.0	=37	2	38.0	+10.0	=59	1	38.0	+18.0	=68	3	2:28.0	+49.0	73
Range Time	1:04.6	+15.8	42	56.7	+11.1	31	3:02.4	+2:12.6	83	2:04.8	+1:18.7	66	7:08.5	+3:52.1	51					
Course Time	7:39.2	+45.7	79	8:08.7	+53.4	77	8:17.2	+57.2	74	8:22.6	+1:02.7	74	8:28.7	+1:10.3	72	40:56.4	+4:34.2	74		
72	32	KOCHER Zina	CAN		6		48:19.3	+7:26.5	72											
Cumulative Time	9:01.1	+1:11.8	50	17:33.8	+1:30.7	31	26:02.9	+1:45.1	15	40:19.6	+6:53.1	73	48:19.3	+7:26.5	72					
Loop Time	9:01.1	+1:11.8	50	8:32.7	+23.3	15	8:29.1	+19.3	12	14:16.7	+6:05.3	86	7:59.7	+41.3	40					
Ski Time	8:01.1	+16.4	17	16:33.8	+38.6	=25	25:02.9	+50.6	22	34:19.6	+1:55.9	35	42:19.3	+2:37.2	36					
Shooting	1	31.0	+4.0	=25	0	32.0	+11.0	=45	0	36.0	+8.0	=43	5	1:03.0	+43.0	86	6	2:42.0	+1:03.0	=79
Range Time	1:52.0	+1:03.2	49	55.4	+9.8	25	57.6	+7.8	27	6:29.4	+5:43.3	86	10:14.4	+6:58.0	80					
Course Time	7:09.1	+15.6	25	7:37.3	+22.0	32	7:31.5	+11.5	14	7:47.3	+27.4	29	7:59.7	+41.3	40	38:04.9	+1:42.7	25		



COMPETITION ANALYSIS / ANALYSE DE LA COMPÉTITION

THU 18 FEB 2010 / JEU 18 FEV 2010 START TIME / DEBUT 10:20 END TIME / FINI A 11:48

Rank	Bib	Name	NOC Code		T							
Loop 1		Loop 2		Loop 3		Loop 4		Loop 5		Result	Behind Rank	
Time	Rank	Time	Rank	Time	Rank	Time	Rank	Time	Rank			
73	19	MUN Ji-Hee	KOR		5	48:53.9	+8:01.1	73				
Cumulative Time	8:26.9	+37.6 =38	17:05.4	+1:02.3 12	28:01.3	+3:43.5 51	40:06.5	+6:40.0 72		48:53.9	+8:01.1 73	
Loop Time	8:26.9	+37.6 =38	8:38.5	+29.1 20	10:55.9	+2:46.1 81	12:05.2	+3:53.8 80	8:47.4	+1:29.0 81		
Ski Time	8:26.9	+42.2 =66	17:05.4	+1:10.2 57	26:01.3	+1:49.0 55	35:06.5	+2:42.8 60		43:53.9	+4:11.8 71	
Shooting	0 39.0	+12.0 =74 0	27.0	+6.0 =11 2	34.0	+6.0 =30 3	31.0	+11.0 =36 5		2:11.0	+32.0 42	
Range Time	1:01.4	+12.6 39	50.2	+4.6 =8	2:57.5	+2:07.7 80	3:54.9	+3:08.8 79		8:44.0	+5:27.6 73	
Course Time	7:25.5	+32.0 54	7:48.3	+33.0 53	7:58.4	+38.4 59	8:10.3	+50.4 68	8:47.4	+1:29.0 81	40:09.9	+3:47.7 71
74	87	FERENCZ Reka	ROU		4	48:54.9	+8:02.1	74				
Cumulative Time	10:28.4	+2:39.1 83	19:33.4	+3:30.3 66	30:00.1	+5:42.3 75	40:23.7	+6:57.2 74		48:54.9	+8:02.1 74	
Loop Time	10:28.4	+2:39.1 83	9:05.0	+55.6 36	10:26.7	+2:16.9 76	10:23.6	+2:12.2 63	8:31.2	+1:12.8 73		
Ski Time	8:28.4	+43.7 70	17:33.4	+1:38.2 77	27:00.1	+2:47.8 76	36:23.7	+4:00.0 75		44:54.9	+5:12.8 75	
Shooting	2 33.0	+6.0 =39 0	29.0	+8.0 =24 1	34.0	+6.0 =30 1	29.0	+9.0 =22 4		2:05.0	+26.0 =22	
Range Time	2:54.2	+2:05.4 78	51.8	+6.2 15	1:56.7	+1:06.9 59	1:51.0	+1:04.9 35		7:33.7	+4:17.3 56	
Course Time	7:34.2	+40.7 72	8:13.2	+57.9 80	8:30.0	+1:10.0 78	8:32.6	+1:12.7 78	8:31.2	+1:12.8 73	41:21.2	+4:59.0 78
75	61	OBERHOFER Karin	ITA		7	49:18.6	+8:25.8	75				
Cumulative Time	8:15.9	+26.6 25	17:50.7	+1:47.6 37	28:34.4	+4:16.6 60	41:20.4	+7:53.9 77		49:18.6	+8:25.8 75	
Loop Time	8:15.9	+26.6 25	9:34.8	+1:25.4 54	10:43.7	+2:33.9 78	12:46.0	+4:34.6 83	7:58.2	+39.8 37		
Ski Time	8:15.9	+31.2 46	16:50.7	+55.5 41	25:34.4	+1:22.1 40	34:20.4	+1:56.7 37		42:18.6	+2:36.5 35	
Shooting	0 36.0	+9.0 =60 1	35.0	+14.0 =67 2	42.0	+14.0 76 4	45.0	+25.0 83 7		2:38.0	+59.0 =76	
Range Time	57.6	+8.8 30	1:57.2	+1:11.6 60	3:03.5	+2:13.7 84	4:56.2	+4:10.1 85		10:54.5	+7:38.1 82	
Course Time	7:18.3	+24.8 =40	7:37.6	+22.3 =33	7:40.2	+20.2 27	7:49.8	+29.9 33	7:58.2	+39.8 37	38:24.1	+2:01.9 33
76	85	CRAWFORD Rosanna	CAN		4	49:22.1	+8:29.3	76				
Cumulative Time	9:29.9	+1:40.6 66	20:32.2	+4:29.1 79	30:03.3	+5:45.5 76	40:37.9	+7:11.4 75		49:22.1	+8:29.3 76	
Loop Time	9:29.9	+1:40.6 66	11:02.3	+2:52.9 78	9:31.1	+1:21.3 51	10:34.6	+2:23.2 65	8:44.2	+1:25.8 78		
Ski Time	8:29.9	+45.2 73	17:32.2	+1:37.0 76	27:03.3	+2:51.0 77	36:37.9	+4:14.2 79		45:22.1	+5:40.0 79	
Shooting	1 34.0	+7.0 =51 2	33.0	+12.0 =56 0	36.0	+8.0 =43 1	29.0	+9.0 =22 4		2:12.0	+33.0 =43	
Range Time	1:53.5	+1:04.7 51	2:56.3	+2:10.7 77	57.7	+7.9 =28	1:51.6	+1:05.5 =38		7:39.1	+4:22.7 58	
Course Time	7:36.4	+42.9 75	8:06.0	+50.7 76	8:33.4	+1:13.4 81	8:43.0	+1:23.1 81	8:44.2	+1:25.8 78	41:43.0	+5:20.8 79
77	72	HOGBERG Elisabeth	SWE		4	49:46.5	+8:53.7	77				
Cumulative Time	9:38.7	+1:49.4 69	19:48.9	+3:45.8 72	29:25.3	+5:07.5 71	41:00.5	+7:34.0 76		49:46.5	+8:53.7 77	
Loop Time	9:38.7	+1:49.4 69	10:10.2	+2:00.8 68	9:36.4	+1:26.6 54	11:35.2	+3:23.8 76	8:46.0	+1:27.6 79		
Ski Time	8:38.7	+54.0 79	17:48.9	+1:53.7 79	27:25.3	+3:13.0 81	37:00.5	+4:36.8 81		45:46.5	+6:04.4 81	
Shooting	1 34.0	+7.0 =51 1	34.0	+13.0 =63 0	40.0	+12.0 =70 2	34.0	+14.0 =54 4		2:22.0	+43.0 =61	
Range Time	1:58.3	+1:09.5 62	1:59.6	+1:14.0 =66	1:04.8	+15.0 46	2:59.7	+2:13.6 73		8:02.0	+4:46.0 68	
Course Time	7:40.4	+46.9 80	8:10.6	+55.3 79	8:31.6	+1:11.6 80	8:35.5	+1:15.6 80	8:46.0	+1:27.6 79	41:44.1	+5:21.9 80
78	65	GLAZERE Liga	LAT		5	50:20.3	+9:27.5	78				
Cumulative Time	11:49.8	+4:00.5 87	20:53.9	+4:50.8 80	31:18.2	+7:00.4 82	41:41.7	+8:15.2 79		50:20.3	+9:27.5 78	
Loop Time	11:49.8	+4:00.5 87	9:04.1	+54.7 35	10:24.3	+2:14.5 75	10:23.5	+2:12.1 62	8:38.6	+1:20.2 75		
Ski Time	8:49.8	+1:05.1 82	17:53.9	+1:58.7 81	27:18.2	+3:05.9 80	36:41.7	+4:18.0 80		45:20.3	+5:38.2 78	
Shooting	3 49.0	+22.0 87 0	32.0	+11.0 =45 1	43.0	+15.0 =77 1	30.0	+10.0 =33 5		2:34.0	+55.0 75	
Range Time	4:13.1	+3:24.3 87	55.2	+9.6 =23	2:05.9	+1:16.1 75	1:54.4	+1:08.3 =48		9:08.6	+5:52.2 76	
Course Time	7:36.7	+43.2 76	8:08.9	+53.6 78	8:18.4	+58.4 76	8:29.1	+1:09.2 77	8:38.6	+1:20.2 75	41:11.7	+4:49.5 77
79	80	PERATHONER Christa	ITA		5	50:23.3	+9:30.5	79				
Cumulative Time	9:34.2	+1:44.9 68	19:42.5	+3:39.4 70	30:10.0	+5:52.2 78	41:36.1	+8:09.6 78		50:23.3	+9:30.5 79	
Loop Time	9:34.2	+1:44.9 68	10:08.3	+1:58.9 67	10:27.5	+2:17.7 77	11:26.1	+3:14.7 75	8:47.2	+1:28.8 80		
Ski Time	8:34.2	+49.5 77	17:42.5	+1:47.3 78	27:10.0	+2:57.7 79	36:36.1	+4:12.4 77		45:23.3	+5:41.2 80	
Shooting	1 27.0	0.0 =1 1	26.0	+5.0 =6 1	33.0	+5.0 =23 2	25.0	+5.0 7		1:51.0	+12.0 =3	
Range Time	1:51.5	+1:02.7 =47	1:50.8	+1:05.2 45	1:56.8	+1:07.0 60	2:51.3	+2:05.2 67		8:30.4	+5:14.0 70	
Course Time	7:42.7	+49.2 81	8:17.5	+1:02.2 81	8:30.7	+1:10.7 79	8:34.8	+1:14.9 79	8:47.2	+1:28.8 80	41:52.9	+5:30.7 81
80	75	KALINOVA Lubomira	SVK		7	50:38.7	+9:45.9	80				
Cumulative Time	10:12.1	+2:22.8 77	18:57.4	+2:54.3 59	30:05.7	+5:47.9 77	42:18.7	+8:52.2 80		50:38.7	+9:45.9 80	
Loop Time	10:12.1	+2:22.8 77	8:45.3	+35.9 26	11:08.3	+2:58.5 84	12:13.0	+4:01.6 81	8:20.0	+1:01.6 68		
Ski Time	8:12.1	+27.4 42	16:57.4	+1:02.2 50	26:05.7	+1:53.4 60	35:18.7	+2:55.0 65		43:38.7	+3:56.6 68	
Shooting	2 35.0	+8.0 =56 0	30.0	+9.0 =31 2	37.0	+9.0 =52 3	40.0	+20.0 =73 7		2:22.0	+43.0 =61	
Range Time	2:58.8	+2:10.0 84	54.4	+8.8 19	3:00.4	+2:10.6 82	4:03.4	+3:17.3 82		10:57.0	+7:40.6 84	
Course Time	7:13.3	+19.8 35	7:50.9	+35.6 57	8:07.9	+47.9 70	8:09.6	+49.7 66	8:20.0	+1:01.6 68	39:41.7	+3:19.5 =62



COMPETITION ANALYSIS / ANALYSE DE LA COMPÉTITION

THU 18 FEB 2010 / JEU 18 FEV 2010 START TIME / DEBUT 10:20 END TIME / FINI A 11:48

Rank	Bib	Name	NOC Code		T															
Loop 1		Loop 2		Loop 3		Loop 4		Loop 5		Result	Behind Rank									
Time	Rank	Time	Rank	Time	Rank	Time	Rank	Time	Rank											
81	55	PLOGEJA Dana	ROU		7	51:01.1	+10:08.3	81												
Cumulative Time	9:15.0	+1:25.7	=57	21:10.7	+5:07.6	82	31:11.7	+6:53.9	81	42:26.7	+9:00.2	81	51:01.1	+10:08.3	81					
Loop Time	9:15.0	+1:25.7	=57	11:55.7	+3:46.3	85	10:01.0	+1:51.2	68	11:15.0	+3:03.6	74	8:34.4	+1:16.0	74					
Ski Time	8:15.0	+30.3	=44	17:10.7	+1:15.5	61	26:11.7	+1:59.4	63	35:26.7	+3:03.0	69								
Shooting	1	30.0	+3.0	=15	3	35.0	+14.0	=67	1	32.0	+4.0	=16	2	33.0	+13.0	=50	7	2:10.0	+31.0	=39
Range Time	1:51.5	+1:02.7	=47	4:00.5	+3:14.9	=83	1:55.0	+1:05.2	54	2:58.5	+2:12.4	72				10:45.5	+7:29.1	81		
Course Time	7:23.5	+30.0	52	7:55.2	+39.9	61	8:06.0	+46.0	68	8:16.5	+56.6	72	8:34.4	+1:16.0	74	40:15.6	+3:53.4	73		
82	48	MURPHY Sarah	NZL		6	52:54.9	+12:02.1	82												
Cumulative Time	9:53.0	+2:03.7	71	21:18.4	+5:15.3	83	30:57.3	+6:39.5	80	43:40.9	+10:14.4	82				52:54.9	+12:02.1	82		
Loop Time	9:53.0	+2:03.7	71	11:25.4	+3:16.0	79	9:38.9	+1:29.1	57	12:43.6	+4:32.2	82	9:14.0	+1:55.6	85					
Ski Time	8:53.0	+1:08.3	83	18:18.4	+2:23.2	83	27:57.3	+3:45.0	=82	37:40.9	+5:17.2	83				46:54.9	+7:12.8	83		
Shooting	1	33.0	+6.0	=39	2	27.0	+6.0	=11	0	31.0	+3.0	=12	3	33.0	+13.0	=50	6	2:04.0	+25.0	=19
Range Time	1:56.6	+1:07.8	61	2:52.5	+2:06.9	72	54.4	+4.6	17	3:57.7	+3:11.6	80				9:41.2	+6:24.8	78		
Course Time	7:56.4	+1:02.9	83	8:32.9	+1:17.6	84	8:44.5	+1:24.5	82	8:45.9	+1:26.0	84	9:14.0	+1:55.6	85	43:13.7	+6:51.5	84		
83	20	STIPANICIC Andrijana	CRO		5	53:06.1	+12:13.3	83												
Cumulative Time	10:15.0	+2:25.7	79	23:18.0	+7:14.9	86	33:14.7	+8:56.9	85	44:08.8	+10:42.3	83				53:06.1	+12:13.3	83		
Loop Time	10:15.0	+2:25.7	79	13:03.0	+4:53.6	86	9:56.7	+1:46.9	64	10:54.1	+2:42.7	70	8:57.3	+1:38.9	83					
Ski Time	9:15.0	+1:30.3	86	19:18.0	+3:22.8	87	29:14.7	+5:02.4	86	39:08.8	+6:45.1	85				48:06.1	+8:24.0	85		
Shooting	1	44.0	+17.0	84	3	46.0	+25.0	86	0	36.0	+8.0	=43	1	36.0	+16.0	=63	5	2:42.0	+1:03.0	=79
Range Time	2:09.4	+1:20.6	72	4:12.5	+3:26.9	86	1:01.5	+11.7	41	2:02.9	+1:16.8	63				9:26.3	+6:09.9	77		
Course Time	8:05.6	+1:12.1	86	8:50.5	+1:35.2	87	8:55.2	+1:35.2	85	8:51.2	+1:31.3	85	8:57.3	+1:38.9	83	43:39.8	+7:17.6	85		
84	76	JUSKANE Zanna	LAT		7	53:36.4	+12:43.6	84												
Cumulative Time	11:48.0	+3:58.7	86	22:08.0	+6:04.9	85	32:57.3	+8:39.5	84	44:38.0	+11:11.5	84				53:36.4	+12:43.6	84		
Loop Time	11:48.0	+3:58.7	86	10:20.0	+2:10.6	69	10:49.3	+2:39.5	79	11:40.7	+3:29.3	77	8:58.4	+1:40.0	84					
Ski Time	8:48.0	+1:03.3	81	18:08.0	+2:12.8	82	27:57.3	+3:45.0	=82	37:38.0	+5:14.3	82				46:36.4	+6:54.3	82		
Shooting	3	40.0	+13.0	=77	1	30.0	+9.0	=31	1	39.0	+11.0	=63	2	35.0	+15.0	=57	7	2:24.0	+45.0	=66
Range Time	4:03.5	+3:14.7	86	1:53.1	+1:07.5	48	2:03.2	+1:13.4	73	2:55.2	+2:09.1	70				10:55.0	+7:38.6	83		
Course Time	7:44.5	+51.0	82	8:26.9	+1:11.6	82	8:46.1	+1:26.1	83	8:45.5	+1:25.6	83	8:58.4	+1:40.0	84	42:41.4	+6:19.2	82		
85	23	TSAKIRI Panagiota	GRE		7	54:36.3	+13:43.5	85												
Cumulative Time	10:12.2	+2:22.9	78	21:58.5	+5:55.4	84	32:57.2	+8:39.4	83	45:54.1	+12:27.6	85				54:36.3	+13:43.5	85		
Loop Time	10:12.2	+2:22.9	78	11:46.3	+3:36.9	83	10:58.7	+2:48.9	82	12:56.9	+4:45.5	84	8:42.2	+1:23.8	76					
Ski Time	9:12.2	+1:27.5	85	18:58.5	+3:03.3	85	28:57.2	+4:44.9	84	38:54.1	+6:30.4	84				47:36.3	+7:54.2	84		
Shooting	1	46.0	+19.0	85	2	43.0	+22.0	=83	1	44.0	+16.0	=79	3	44.0	+24.0	=80	7	2:57.0	+1:18.0	86
Range Time	2:10.4	+1:21.6	73	3:08.8	+2:23.2	80	2:09.7	+1:19.9	79	4:12.8	+3:26.7	84				11:41.7	+8:25.3	85		
Course Time	8:01.8	+1:08.3	85	8:37.5	+1:22.2	85	8:49.0	+1:29.0	84	8:44.1	+1:24.2	82	8:42.2	+1:23.8	76	42:54.6	+6:32.4	83		
86	24	PADIAL HERNANDEZ Victoria	ESP		8	56:41.8	+15:49.0	86												
Cumulative Time	10:01.7	+2:12.4	73	24:02.8	+7:59.7	87	34:05.4	+9:47.6	87	47:16.6	+13:50.1	86				56:41.8	+15:49.0	86		
Loop Time	10:01.7	+2:12.4	73	14:01.1	+5:51.7	87	10:02.6	+1:52.8	70	13:11.2	+4:59.8	85	9:25.2	+2:06.8	86					
Ski Time	9:01.7	+1:17.0	84	19:02.8	+3:07.6	86	29:05.4	+4:53.1	85	39:16.6	+6:52.9	86				48:41.8	+8:59.7	86		
Shooting	1	40.0	+13.0	=77	4	48.0	+27.0	87	0	40.0	+12.0	=70	3	47.0	+27.0	84	8	2:55.0	+1:16.0	85
Range Time	2:02.5	+1:13.7	69	5:12.9	+4:27.3	87	1:03.5	+13.7	44	4:12.4	+3:26.3	83				12:31.3	+9:14.9	86		
Course Time	7:59.2	+1:05.7	84	8:48.2	+1:32.9	86	8:59.1	+1:39.1	86	8:58.8	+1:38.9	86	9:25.2	+2:06.8	86	44:10.5	+7:48.3	86		
Did not finish																				
29		KARISIK Tanja	BIH																	
Cumulative Time	10:18.5	+2:29.2	82	20:55.2	+4:52.1	81	33:25.6	+9:07.8	86											
Loop Time	10:18.5	+2:29.2	82	10:36.7	+2:27.3	75	12:30.4	+4:20.6	87											
Ski Time	9:18.5	+1:33.8	87	18:55.2	+3:00.0	84	29:25.6	+5:13.3	87											
Shooting	1	48.0	+21.0	86	1	40.0	+19.0	=80	2	50.0	+22.0	86								
Range Time	2:12.0	+1:23.2	74	2:07.0	+1:21.4	69	3:16.7	+2:26.9	86											
Course Time	8:06.5	+1:13.0	87	8:29.7	+1:14.4	83	9:13.7	+1:53.7	87											

LEGEND

= Equal sign indicates that two or more competitors share the same rank
T Total penalties



WOMEN'S WORLD CUP INDIVIDUAL SCORES POINTAGES INDIVIDUELS DE LA COUPE DU MONDE FEMMES

As of THU 18 FEB 2010 / En date du JEU 18 FEV 2010

FINAL RESULT - 3 OF 4 RESULTS SCORED

World Cup Events

1 Oestersund, Women 15 km Individual	2 DEC 2009	3 Antholz-Anterselva, Women 15 km Individual	20 JAN 2010
2 Pokljuka, Women 15 km Individual	17 DEC 2009	4 Vancouver, Women's 15 km Individual	18 FEB 2010

Rank	Name	NOC Code	Total	1	2	3	4
1	OLOFSSON-ZIDEK Anna Carin	SWE	132	2/54	2/54		17/24
2	HENKEL Andrea	GER	126	27/14	5/40	3/48	6/38
3	WILHELM Kati	GER	121	17/24	26/18	2/54	4/43
4	DOMRACHEVA Darya	BLR	121	3/48	16/25		3/48
5	JONSSON Helena	SWE	120	1/60	1/60		49
6	NEUNER Magdalena	GER	114		18/23	1/60	10/31
7	KHVOSTENKO Oksana	UKR	103	6/38	15/26	10/31	8/34
8	SEMERENKO Valj	UKR	102	5/40	8/34	22/18	13/28
9	BRUNET Marie Laure	FRA	95	7/36	13/28	11/30	12/29
10	ROMANOVA Iana	RUS	90	21/20	4/43	14/27	56
11	KHRUSTALEVA Elena	KAZ	88	43	23/18	25/16	2/54
12	MEDVEDTSEVA Olga	RUS	88	9/32	7/36		21/20
13	BERGER Tora	NOR	87	14/27			1/60
14	PONZA Michela	ITA	86	8/34	41	6/38	27/14
15	PIDHRUSHNA Olena	UKR	77	10/31	24/17	12/29	32/8
16	BECK Martina	GER	76	13/28		7/36	29/12
17	KUZMINA Anastazia	SVK	73	18/23	3/48		39/2
18	CYL Agnieszka	POL	71	52	31/10	16/25	7/36
19	LEVCHENKOVA Natalia	MDA	70	11/30	25/16	17/24	37/4
20	DOELL Juliane	GER	64	12/29	34/7	13/28	
21	GASPARIN Selina	SUI	63	74	19/22	5/40	40/1
22	GREGORIN Teja	SLO	63	50	9/32	15/26	36/5
23	MALI Andreja	SLO	63	22/19	71	19/22	19/22
24	ZAITSEVA Olga	RUS	58	42	DNS	4/43	26/15
25	SEMERENKO Vita	UKR	58	20/21	36/8	23/18	22/19
26	HAUSWALD Simone	GER	55	32/9	27/14	9/32	
27	NOVAKOWSKA Weronika	POL	54	53	61	27/14	5/40
28	BOGALIY-TITOVETS Anna	RUS	54		6/38	DNS	25/16
29	TOFALVI Eva	ROU	51	DNS	66	20/21	11/30
30	BECAERT Sylvie	FRA	49	=37/4	53	8/34	=30/11
31	SONG Chaoqing	CHN	47	23/18	12/29		=53
32	HALLER Katja	ITA	45	36/5	38/8	24/17	18/23
33	SLEPTSOVA Svetlana	RUS	43	4/43			
34	KALINCHIK Liudmila	BLR	43	51	30/11		9/32
35	DORIN Marie	FRA	43	47	10/31	29/12	51
36	PALKA Krystyna	POL	40	28/13	54	40/1	15/26
37	CARRAZ COLLIN Julie	FRA	38	40/1	11/30	34/7	
38	KUDRASHOVA Olga	BLR	36	30/11	45		16/25
39	RAVNIKAR Dijana	SLO	31	16/25	76	53	35/6
40	BURDYGA Natalya	RUS	31	29/12	22/19		
41	NAZAROVA Olga	BLR	27	41	14/27		
42	FLATLAND Ann Kristin Aafedt	NOR	27				14/27
43	MAKARAINEN Kaisa	FIN	26	15/26	60	DNS	=46
44	SKARDINO Nadezhda	BLR	26	46	28/13		28/13
45	PURDEA Mihaela	ROU	25	25/16	91	32/9	41
46	DONG Xue	CHN	24	57	17/24		
47	OBERHOFER Karin	ITA	23		68	18/23	75
48	SUZUKI Fuyuko	JPN	22	19/22	79	46	=53
49	WANG Chunli	CHN	22	35/6	33/8		33/8
50	EIKELAND Liv Kjersti	NOR	21	72	20/21		70



WOMEN'S WORLD CUP INDIVIDUAL SCORES POINTAGES INDIVIDUELS DE LA COUPE DU MONDE FEMMES

As of THU 18 FEB 2010 / En date du JEU 18 FEV 2010

Rank	Name	NOC Code	Total	1	2	3	4
51	LIU Xianying	CHN	21				20/21
52	RASIMOVICIUTE Diana	LTU	21	31/10			=30/11
53	JOHNSON Haley	USA	20	91	21/20	45	66
54	BRANKOVIC-LIKOZAR Tadeja	SLO	20		DNS	21/20	63
55	BARNES Lanny	USA	18	89	63	47	23/18
56	LIDUMA Madara	LAT	17	24/17	81	42	67
57	NILSSON Anna Maria	SWE	17	71	43		24/17
58	BAILLY Sandrine	FRA	15	26/15		DNS	52
59	REZLEROVA Magda	CZE	15	67	75	26/15	64
60	BACHMANN Tina	GER	13		47	28/13	
61	BESCOND Anais	FRA	12		29/12	41	
62	VITKOVA Veronika	CZE	11			30/11	68
63	HITZER Kathrin	GER	11	39/2	32/9		
64	YURLOVA Ekaterina	RUS	10			31/10	
65	HALINAROVA Martina	SVK	8	98	51	33/8	44
66	KLENOVSKA Nina	BUL	8	33/8	58		48
67	KONG Yingchao	CHN	8	34/7	40/1		58
68	STUDEBAKER Sara	USA	7	60	67	50	34/7
69	GWIZDON Magdalena	POL	6	80	42	35/6	59
70	TANDY Megan	CAN	6	86	35/6		50
71	EIE Kari Henneseid	NOR	5	DNS	62	36/5	
72	GEREKOVA Jana	SVK	4	=37/4	64	80	=46
73	FERENCZ Reka	ROU	4		37/4		74
74	SOULIE Laure	AND	4			37/4	
75	LEBEDEVA Anna	KAZ	3	49		54	38/3
76	JONSSON Jenny	SWE	3	64	85	38/3	
77	KOCHER Zina	CAN	2	56	39/2	72	72
78	MUN Ji-Hee	KOR	2	92	92	39/2	73

NOTES

Numbers separated by a slash indicate World Cup rank / points. Number of points awarded for each rank is shown in the table below:

Rank	1	2	3	4	5	6	7	8	9	10	11	12	13	14	15	16	17	18	19	20	21	22	23	24	25	26	27	28	...	40
Points	60	54	48	43	40	38	36	34	32	31	30	29	28	27	26	25	24	23	22	21	20	19	18	17	16	15	14	13	...	1

LEGEND

DNS Did not start



WOMEN'S WORLD CUP TOTAL SCORES / POINTAGES TOTAUX DE LA COUPE DU MONDE FEMMES

As of THU 18 FEB 2010 / En date du JEU 18 FEV 2010

INTERMEDIATE AFTER 17 COMPETITIONS

World Cup Events								
1	Oestersund, Women 15 km Individual	2 DEC 2009	10	Ruhpolding, Women 7.5 km Sprint	13 JAN 2010	19	Kontiolahti, Women 7.5 km Sprint	13 MAR 2010
2	Oestersund, Women 7.5 km Sprint	5 DEC 2009	11	Ruhpolding, Women 12.5 km Mass Start	16 JAN 2010	20	Kontiolahti, Women 10 km Pursuit	14 MAR 2010
3	Hochfilzen, Women 7.5 km Sprint	11 DEC 2009	12	Antholz-Anterselva, Women 15 km Individual	20 JAN 2010	21	Oslo Holmenkollen, Women 7.5 km Sprint	18 MAR 2010
4	Hochfilzen, Women 10 km Pursuit	12 DEC 2009	13	Antholz-Anterselva, Women 7.5 km Sprint	22 JAN 2010	22	Oslo Holmenkollen, Women 10 km Pursuit	20 MAR 2010
5	Pokljuka, Women 15 km Individual	17 DEC 2009	14	Antholz-Anterselva, Women 10 km Pursuit	24 JAN 2010	23	Oslo Holmenkollen, Women 12.5 km Mass Start	21 MAR 2010
6	Pokljuka, Women 7.5 km Sprint	19 DEC 2009	15	Vancouver, Women's 7.5 km Sprint	13 FEB 2010	24	Khanty-Mansiysk, Women 7.5 km Sprint	25 MAR 2010
7	Pokljuka, Women 10 km Pursuit	20 DEC 2009	16	Vancouver, Women's 10 km Pursuit	16 FEB 2010	25	Khanty-Mansiysk, Women 12.5 km Mass Start	27 MAR 2010
8	Oberhof, Women 7.5 km Sprint	8 JAN 2010	17	Vancouver, Women's 15 km Individual	18 FEB 2010			
9	Oberhof, Women 12.5 km Mass Start	10 JAN 2010	18	Vancouver, Women's 12.5 km Mass Start	21 FEB 2010			

Rank	Name	NOC Code	Total	1	2	3	4	5	6	7	8	9	10	11	12	13	14	15	16	17	18	19	20	21	22	23	24	25
1	JONSSON Helena	SWE	592	1/60	4/43	2/54	1/60	1/60	12/29	7/36	2/54	2/54	15/26	1/60				12/29	14/27	49								
2	NEUNER Magdalena	GER	565			29/12	28/13	18/23	3/48	2/54	DNS		3/48	3/48	1/60	1/60	2/54	2/54	1/60	10/31								
3	HENKEL Andrea	GER	548	27/14	20/21	17/24	6/38	5/40	43	10/31	38/3	1/60	6/38	8/34	3/48	2/54	1/60	27/14	10/31	6/38								
4	WILHELM Kati	GER	528	17/24	6/38	7/36	18/23	26/15	5/40	9/32	4/43	10/31	13/28	5/40	2/54	18/23	23/18	30/11	12/29	4/43								
5	OLOFSSON-ZIDEK Anna Carin	SWE	523	2/54	9/32	1/60	8/34	2/54	11/30	8/34	16/25	12/29	1/60	18/23				20/21	4/43	17/24								
6	HAUSWALD Simone	GER	492	32/9	74	4/43	7/36	27/14	7/36	11/30	1/60	7/36	18/23	2/54	9/32	7/36	4/43	26/15	16/25									
7	MEDVEDTSEVA Olga	RUS	427	9/32	2/54	6/38	17/24	7/36	17/24	18/23	19/22	26/15	2/54	10/31			30/11	38/3	22/19	20/21	21/20							
8	SLEPTSOVA Svetlana	RUS	425	4/43	16/25	11/30	2/54		1/60	1/60	5/40	16/25	21/20				36/5	29/12	13/28	18/23								
9	BRUNET Marie Laure	FRA	424	7/36	=14/27	16/25	23/18	13/28	34/7	DNS	17/24	15/26	DNS	9/32	11/30	14/27	12/29	6/38	3/48	12/29								
10	GREGORIN Teja	SLO	423	50	23/18	24/17	16/25	9/32	13/28	5/40	26/15	18/23	12/29	6/38	15/26	10/31	9/32	9/32	9/32	36/5								
11	DOMRACHEVA Darya	BLR	421	3/48	57	28/13	20/21	16/25	4/43	6/38	27/14	9/32	4/43	7/36				8/34	15/26	3/48								
12	ZAITSEVA Olga	RUS	417	42	12/29	3/48	3/48	DNS	63			DNS	6/38	17/24	15/26	4/43	8/34	5/40	7/36	7/36	26/15							
13	BERGER Tora	NOR	398	14/27	1/60	14/27	9/32				22/19	3/48	8/34	13/28			26/15	DNS	33/8	5/40	1/60							
14	BAILLY Sandrine	FRA	363	26/15	35/6	8/34	11/30		6/38	16/25	13/28	14/27	7/36	DNF	DNS	3/48	7/36	15/26	27/14	52								
15	SEMERENKO Valj	UKR	334	5/40	27/14	49	DNS	8/34	26/15	21/20	6/38	23/18			22/19	6/38	8/34	23/18	23/18	13/28								
16	BOULYGINA Anna	RUS	332	54	13/28	27/14	26/15	84	40/1	17/24	12/29	11/30	5/40	20/21			11/30	22/19	4/43	6/38								
17	BECK Martina	GER	318	13/28	11/30	10/31	4/43				36/5	4/43	16/25	4/43	7/36	19/22	DNS			29/12								
18	KUZMINA Anastazia	SVK	306	18/23	37/4	19/22	5/40	3/48	36/5	38/3							20/21	17/24	1/60	2/54	39/2							
19	FLATLAND Ann Kristin Aafedt	NOR	300	=31/10	59	31/10					3/48		9/32	24/17		4/43	3/48	10/31	8/34	14/27								
20	MAKARAINEN Kaisa	FIN	289	15/26	3/48	15/26	22/19	60	9/32	12/29	20/21	20/21	11/30	11/30	DNS	34/7	DNS	59	45	=46								
21	BACHMANN Tina	GER	288			5/40	10/31	47	42	19/22	14/27	13/28	14/27	12/29	28/13	5/40	10/31											
22	BECAERT Sylvie	FRA	279	=37/4	19/22	33/8	19/22	53	38/3	20/21	21/20	29/12	35/6	19/22	8/34	9/32	6/38	29/12	29/12	=30/11								
23	DORIN Marie	FRA	278	47	40/1	42	29/12	10/31	53	33/8	7/36	28/13	26/15	21/20	29/12	13/28	11/30	3/48	17/24	51								
24	SEMERENKO Vita	UKR	258	20/21	36/5	20/21	25/16	36/5	14/27	13/28	18/23	5/40				23/18	28/13	26/15	34/7	42	22/19							
25	KHVOSTENKO Oksana	UKR	251	6/38	10/31	51	DNS	15/26	50	DNS	67	DNS			10/31	16/25	24/17	11/30	22/19	8/34								
26	SKARDINO Nadezhda	BLR	246	46	69	12/29	12/29	28/13	8/34	15/26	25/16	17/24	32/9	16/25				28/13	26/15	28/13								
27	CYL Agnieszka	POL	241	52	=14/27	40/1	30/11	31/10	27/14	14/27	54	21/20				16/25	12/29	16/25	42	25/16	7/36							
28	KOCHER Zina	CAN	230	56	34/7	18/23	21/20	39/2	10/31	4/43		25/16	30/11	17/24	72	15/26	14/27	65		72								
29	BOGALIY-TITOVETS Anna	RUS	216					6/38	2/54	3/48	15/26	8/34	=51		DNS	75				25/16								
30	SONG Chaoping	CHN	211	23/18	5/40	34/7	34/7	12/29	41	22/19	11/30	22/19	24/17	25/16				32/9	43	=53								
31	PIDHRUSHNA Olena	UKR	206	10/31	7/36	36/5	DNS	24/17	57	40/1	50	19/22			12/29	38/3	31/10	18/23	21/20	32/9								


WOMEN'S WORLD CUP TOTAL SCORES / POINTAGES TOTAUX DE LA COUPE DU MONDE FEMMES

As of THU 18 FEB 2010 / En date du JEU 18 FEV 2010

Rank	Name	NOC Code	Total	1	2	3	4	5	6	7	8	9	10	11	12	13	14	15	16	17	18	19	20	21	22	23	24	25
32	KALINCHIK Liudmila	BLR	195	51	60	13/28	13/28	30/11	75		31/10		22/19	26/15				17/24	13/28	9/32								
33	KHRUSTALEVA Elena	KAZ	194	43	44	31/10	43	23/18	79		24/17		33/8		25/16	43	=40/1	5/40	11/30	2/54								
34	WANG Chunli	CHN	182	35/6	8/34	25/16	15/26	33/8	77		8/34	24/17	DNS	14/27				50	35/6	33/8								
35	ROMANOVA Iana	RUS	168	21/20	93	32/9	35/6	4/43	74			10/31	22/19	14/27	53	28/13				56								
36	DOELL Juliane	GER	158	12/29	24/17	=57	32/9	34/7	45	24/17	48		65	23/18	13/28	29/12	20/21											
37	KONG Yingchao	CHN	151	34/7	22/19	9/32	14/27	40/1	16/25	28/13	51	27/14	50	28/13				61		58								
38	CARRAZ COLLIN Julie	FRA	148	40/1	47	44	38/3	11/30	19/22	27/14	66		28/13	27/14	34/7	17/24	21/20											
39	TOFALVI Eva	ROU	147	DNS	77	61		66	25/16	25/16	34/7		49		20/21	40/1	34/7	14/27	19/22	11/30								
40	LEVCHENKOVA Natalia	MDA	142	11/30	18/23	23/18	44	25/16	80		40/1		60	29/12	17/24	58	27/14	53	56	37/4								
41	GASPARIN Selina	SUI	121	74	68	62		19/22	68		23/18		DNS		5/40	24/17	18/23	56	48	40/1								
42	MALI Andreja	SLO	106	22/19	=25/16	=57	47	71	64		32/9		44		19/22	61		31/10	33/8	19/22								
43	HALLER Katja	ITA	104	36/5		78		38/3	54	41			34/7	24/17	23/18	13/28	38/3	51	18/23									
44	PALKA Krystyna	POL	101	28/13	17/24	56	DNS	54	73				58		40/1	54	44	21/20	24/17	15/26								
45	RASIMOVICIUTE Diana	LTU	97	31/10		DNF					10/31		19/22				25/16	34/7	=30/11									
46	GWIZDON Magdalena	POL	94	80	30/11	66		42	18/23	23/18	49				35/6	32/9	30/11	35/6	31/10	59								
47	PONZA Michela	ITA	90	8/34	45	83		41	86				47		6/38	41	37/4	43	50	27/14								
48	RAVNIKAR Dijana	SLO	89	16/25	=25/16	30/11	48	76	72		29/12		42		53	33/8	36/5	37/4	39/2	35/6								
49	NILSSON Anna Maria	SWE	86	71	21/20	22/19	36/5	43	84		56		95					16/25	47	24/17								
50	NOVAKOWSKA Weronika	POL	85	53	65	73		61	52	LAP	DNS			27/14	37/4	32/9	36/5	28/13	5/40									
51	KUDRASHOVA Olga	BLR	72	30/11	46	43	39/2	45	65		9/32		39/2						16/25	5/40								
52	BESCOND Anais	FRA	72					29/12	103		77		27/14		41	21/20	15/26											
53	LIU Xianying	CHN	72			37/4	DNS		23/18	37/4	37/4		31/10				51	30/11	20/21									
54	VEJNAROVA Zdenka	CZE	70	100	79	60	49	97	=30/11	30/11			20/21		58	22/19	33/8	60	55	55								
55	REZLEROVA Magda	CZE	63	67	51	38/3	42	75	51	50			55		26/15	27/14	48	19/22	32/9	64								
56	VAYGINA-EFREMOVA Liliia	UKR	62	76	=31/10	21/20	24/17	50	=46	26/15	59							75		63								
57	BRANKOVIC-LIKOZAR Tadeja	SLO	56		67	72		DNS	85		46		37/4		21/20	25/16	25/16	75		63								
58	VITKOVA Veronika	CZE	53					22/19	39/2				90		30/11	74		24/17	37/4	68								
59	LIDUMA Madara	LAT	53	24/17	28/13	75		81	37/4	42	68		25/16		42	51	DNS	57	38/3	67								
60	BURDYGA Natalya	RUS	51	29/12		35/6	27/14	22/19																				
61	DOMEIJ Sofia	SWE	49	97	56	81		83	20/21	29/12	30/11		36/5					41	41									
62	OBERHOFER Karin	ITA	43			64		68	29/12	46			67		18/23	39/2	35/6	47	53	75								
63	TANDY Megan	CAN	37	86	DNS	111		35/6	21/20	35/6								46	36/5	50								
64	LEBEDEVA Marina	KAZ	36	48	61	41	45	82	15/26	31/10	79		73		55	49	51	58	LAP	71								
65	PURDEA Mihaela	ROU	32	25/16	62	39/2	46	91	39/2	43	43		40/1		32/9	64		39/2	49	41								
66	EIKELAND Liv Kjersti	NOR	30	72	66	52	40/1	20/21			33/8		46					70		70								
67	LIU Yuan-Yuan	CHN	30	70	29/12	76		65	=61		71		23/18															
68	NAZAROVA Olga	BLR	27	41	DNS	68		14/27	DNF		55		59			57	DNS	74										
69	LEBEDEVA Anna	KAZ	25	49	DNS	84					72		74		54	42	19/22	52	44	38/3								
70	DONG Xue	CHN	24	57	53	45	41	17/24	=61		87		45															
71	ANANKO Liudmila	BLR	23	66	33/8	26/15	DNS	DNS	59	DNS	DNF		DNS															
72	YURLOVA Ekaterina	RUS	23								28/13				31/10													
73	SUZUKI Fuyuko	JPN	22	19/22	80	77		79	76		41		43		46	79		44	54	=53								
74	JOHNSON Haley	USA	20	91	99	86		21/20	81		61		56		45	59	LAP	80		66								
75	KLENOVSKA Nina	BUL	20	33/8	72	70		58	=46	54	44		29/12				62		48									



WOMEN'S WORLD CUP TOTAL SCORES / POINTAGES TOTAUX DE LA COUPE DU MONDE FEMMES

As of THU 18 FEB 2010 / En date du JEU 18 FEV 2010

Rank	Name	NOC Code	Total	1	2	3	4	5	6	7	8	9	10	11	12	13	14	15	16	17	18	19	20	21	22	23	24	25	
76	LEHTLA Kadri	EST	19	101	38/3	65		69	=30/11	36/5	83		54		60	66		64		45									
77	BARNES Lanny	USA	18	89	64	100		63	55	LAP			93		47	76		78		23/18									
78	LAUKKANEN Mari	FIN	18	65	DNF	79			32/9	34/7	53		71		51	45	39/2	68		43									
79	STOIAN Alexandra	ROU	17	63	71	87		88	24/17	53	60		68		77	82		85											
80	EIE Kari Henneseid	NOR	17	DNF				62	44	48	39/2		53		36/5	31/10	43												
81	KRISTIANSEN Gro	NOR	13	88	50			70	28/13	47	70							66											
82	HOGBERG Elisabeth	SWE	13	45	54	47	37/4	48	49	32/9			82							77									
83	HITZER Kathrin	GER	11	39/2	55			32/9																					
84	BOBAK Paulina	POL	11	82	39/2	85		52	33/8	45	76		84		44	50	=40/1												
85	JONSSON Jenny	SWE	9	64				85	66		35/6		87		38/3	68													
86	ROGSTAD Solveig	NOR	8			46	33/8						48																61
87	HALINAROVA Martina	SVK	8	98	81			51	56	49			=51		33/8	55	45	54	LAP	44									
88	STUDEBAKER Sara	USA	7	60	59	71		67	90				88		50	62		45	46	34/7									
89	FILIMONOVA Lyubov	KAZ	6	81	87	69		55	35/6	44	47		81		81	70		67		57									
90	YAKOVLEVA Oksana	UKR	6					96					80		49	35/6	DNF												
91	GEREKOVA Jana	SVK	6	=37/4	96	80		64	58	55			91		80	86		40/1	40/1	=46									
92	SOULIE Laure	AND	4												37/4	48	46												
93	FERENCZ Reka	ROU	4			113		37/4	82		80		103																74
94	PYSARENKO Lyudmyla	UKR	3										38/3																
95	MUN Ji-Hee	KOR	2	92	100	102		92	DNF		69		57		39/2	72		63		73									

NOTES

Numbers separated by a slash indicate World Cup rank / points. Number of points awarded for each rank is shown in the table below:

Rank	1	2	3	4	5	6	7	8	9	10	11	12	13	14	15	16	17	18	19	20	21	22	23	24	25	26	27	28	...	40
Points	60	54	48	43	40	38	36	34	32	31	30	29	28	27	26	25	24	23	22	21	20	19	18	17	16	15	14	13	...	1

LEGEND

DNF Did not finish **DNS** Did not start **LAP** Lapped



WOMEN'S NATIONS CUP SCORES POINTAGES DE LA COUPE DES NATIONS FEMMES

As of THU 18 FEB 2010 / En date du JEU 18 FEV 2010

INTERMEDIATE AFTER 15 COMPETITIONS

World Cup Events

1 Oestersund, Women 15 km Individual	2 DEC 2009	11 Ruhpolding, Women 4 x 6 km Relay	15 JAN 2010
2 Oestersund, Women 7.5 km Sprint	5 DEC 2009	12 Antholz-Anterselva, Women 15 km Individual	20 JAN 2010
3 Oestersund, Women 4 x 6 km Relay	6 DEC 2009	13 Antholz-Anterselva, Women 7.5 km Sprint	22 JAN 2010
4 Hochfilzen, Women 7.5 km Sprint	11 DEC 2009	14 Vancouver, Women's 7.5 km Sprint	13 FEB 2010
5 Hochfilzen, Women 4 x 6 km Relay	13 DEC 2009	15 Vancouver, Women's 15 km Individual	18 FEB 2010
6 Pokljuka, Women 15 km Individual	17 DEC 2009	16 Vancouver, Women's 4x6 km Relay	23 FEB 2010
7 Pokljuka, Women 7.5 km Sprint	19 DEC 2009	17 Kontiolahti, Women 7.5 km Sprint	13 MAR 2010
8 Oberhof, Women 4 x 6 km Relay	6 JAN 2010	18 Oslo Holmenkollen, Women 7.5 km Sprint	18 MAR 2010
9 Oberhof, Women 7.5 km Sprint	8 JAN 2010	19 Khanty-Mansiysk, Women 7.5 km Sprint	25 MAR 2010
10 Ruhpolding, Women 7.5 km Sprint	13 JAN 2010		

Rank	NOC	Total	1	2	3	4	5	6	7	8	9	10	11	12	13	14	15	16	17	18	19
1	GER - Germany	5776	381	389	450	419	380	378	424	420	430	414	360	462	454	383	412				
2	RUS - Russian Federation	5730	395	411	420	416	450	417	438	450	395	425	420	380	375	407	351				
3	FRA - France	5312	355	355	390	367	420	389	367	390	388	365	270	376	408	412	330				
4	SWE - Sweden	5073	410	395	360	433	390	412	380	380	390	391	450	166	188	375	333				
5	UKR - Ukraine	4849	409	381	310	346	250	377	337	360	352	220	240	379	376	371	381				
6	SLO - Slovenia	4398	335	350	230	312	290	267	274	270	336	332		368	355	346	333				
7	NOR - Norway	4310	275	361	270	313	330	271	210	280	375	361	390	105	368	314	367				
8	BLR - Belarus	4269	359	287	250	372	280	365	359	310	362	371	250	79	129	371	405				
9	POL - Poland	4210	290	362	290	261	310	298	345	250	244	140		345	342	331	402				
10	CHN - China	4053	331	393	330	355	270	361	343	290	368	345	330			290	317				
11	KAZ - Kazakhstan	3797	283	231	220	282	180	273	304	220	280	243	230	289	289	312	341				
12	ROU - Romania	3689	276	217	190	241	180	263	335	200	286	266	220	314	263	321	297				
13	ITA - Italy	3389	312	246		198	220	298	254			275	290	378	320	295	303				
14	CZE - Czech Republic	3327	172	223	200	277	210	158	320			284	310	309	300	320	244				
15	SVK - Slovakia	3263	289	219	210	234	180	315	273			202	150	247	302	348	294				
16	FIN - Finland	3196	299	299	180	262	170	136	293			288	278	200	179	264	155	193			
17	CAN - Canada	2924	223	207	239	200	293	344				222	170	252	295	240	239				
18	LAT - Latvia	2817	214	210	180	167	150	178	189	210	217	205	180	229	210	249	209				
19	EST - Estonia	2464	134	192	140	209	140	174	228		58	182	190	206	195	221	195				
20	USA - United States	2456	183	201	166		272	197			80	186	140	281	226	223	301				
21	BUL - Bulgaria	2126	195	206	170	190	120	217	194	180	226	246	130			79	93				
22	JPN - Japan	1869	178	95	99	130	96	112	190	168	178	160	168	110	97	88					
23	KOR - Korea	1761	132	124	130	99	110	131	87	207	179		239	177	78	68					
24	MDA - Rep. of Moldova	1496	164	174	150		168	61		161	122		179	125	88	104					
25	AUT - Austria	1209	108	86	160	131	100	138	86	56	63		157	124							
26	SUI - Switzerland	975	67	73	79		122	73		118			140	117	85	101					
27	GBR - Great Britain	858	85	68	72		72	103		118	78		136	126							
28	CRO - Croatia	818			48	90	84	67		89	108		139	135		58					
29	NZL - New Zealand	628	32	49	37		37	35		96	55		75	94	59	59					
30	LTU - Lithuania	622	110							131	154			116	111						
31	DEN - Denmark	307	29	30	47		33	36			30		58	44							
32	AND - Andorra	197											104	93							
33	GRE - Greece	193	31					51							55	56					
34	BIH - Bosnia&Herzegovina	186								51	29			53	53						
35	ESP - Spain	109													54	55					

NOTES

Rank	1	2	3	4	5	6	7	8	9	10	11	12	13	14	15	16	17	18	19	20	21	22	23	24	25	26	27	140
Points I/S	160	154	148	143	140	138	136	134	132	131	130	129	128	127	126	125	124	123	122	121	120	119	118	117	116	115	114	1
Points R	450	420	390	360	330	310	290	270	250	230	220	210	200	190	180	170	160	150	140	130	120	110	100	90	80	70	60

LEGEND

I/S Individual/Sprint R Relay



START LIST SUMMARY / LISTE DE DÉPART ABRÉGÉE

REVISION

THU 18 FEB 2010 / JEU 18 FEV 2010 START TIME / DEBUT 13:20

Bib	Name	NOC Code	Start Time	Remarks	Bib	Name	NOC Code	Start Time	Remarks
1	SIKORA Tomasz	POL	13:20:30		45	SYMAN Alexandr	BLR	13:42:30	
2	ANEV Krasimir	BUL	13:21:00		46	HALLENBARTER Simon	SUI	13:43:00	
3	LEGUELLEC Jean Philippe	CAN	13:21:30		47	SOUKUP Jaroslav	CZE	13:43:30	
4	SUMANN Christoph	AUT	13:22:00		48	BILANENKO Olexander	UKR	13:44:00	
5	SVENDSEN Emil Hegle	NOR	13:22:30		49	MESOTITSCH Daniel	AUT	13:44:30	
6	USTYUGOV Evgeny	RUS	13:23:00		50	MARIC Janez	SLO	13:45:00	
7	SAVITSKIY Yan	KAZ	13:23:30		51	SHIPULIN Anton	RUS	13:45:30	
8	PINZARU Victor	MDA	13:24:00		52	BERGMAN Carl Johan	SWE	13:46:00	
9	TSAKIRIS Athanassios	GRE	13:24:30		53	VUILLERMOZ Rene Laurent	ITA	13:46:30	
10	BAUER Klemen	SLO	13:25:00		54	CHERVYHKOV Alexandr	KAZ	13:47:00	
11	HURAJT Pavol	SVK	13:25:30		55	SZCZUREK Lukasz	POL	13:47:30	
12	BJOERNDALLEN Ole Einar	NOR	13:26:00		56	OS Alexander	NOR	13:48:00	
13	TAGSCHERER Imre	HUN	13:26:30		57	TRIFONOV Alexandr	KAZ	13:48:30	
14	DUMBRIS Kaspars	LAT	13:27:00		58	HAKKINEN Jay	USA	13:49:00	
15	ALMOUKOV Alexei	AUS	13:27:30		59	VALIULLIN Rustam	BLR	13:49:30	
16	EDER Simon	AUT	13:28:00		60	ILIEV Vladimir	BUL	13:50:00	
17	GREIS Michael	GER	13:28:30		61	WOLF Alexander	GER	13:50:30	
18	ROBERTS Wynn	USA	13:29:00		62	LIBIETIS Kristaps	LAT	13:51:00	
19	SEDNEV Serguei	UKR	13:29:30		63	DOKL Peter	SLO	13:51:30	
20	ISA Hidenori	JPN	13:30:00		64	LESSING Roland	EST	13:52:00	
21	BURKE Tim	USA	13:30:30		65	BOE Tarjei	NOR	13:52:30	
22	SLETTEMARK Oystein	DEN	13:31:00		66	MATIASKO Marek	SVK	13:53:00	
23	WINDISCH Markus	ITA	13:31:30		67	DERYZEMLYA Andriy	UKR	13:53:30	
24	PUURUNEN Paavo	FIN	13:32:00		68	HOFER Lukas	ITA	13:54:00	
25	KALDVEE Martten	EST	13:32:30		69	JAY Vincent	FRA	13:54:30	
26	FREI Thomas	SUI	13:33:00		70	SIMMEN Matthias	SUI	13:55:00	
27	NOVIKOV Sergey	BLR	13:33:30		71	VITEK Zdenek	CZE	13:55:30	
28	TCHEREZOV Ivan	RUS	13:34:00		72	KRUGLOV Nikolay	RUS	13:56:00	
29	FAK Jakov	CRO	13:34:30		73	NILSSON Mattias	SWE	13:56:30	
30	LEE In-Bok	KOR	13:35:00		74	WEGER Benjamin	SUI	13:57:00	
31	JACKSON Lee-Steve	GBR	13:35:30		75	FOURCADE Simon	FRA	13:57:30	
32	FERRY Bjorn	SWE	13:36:00		76	ABRAMENKO Evgeny	BLR	13:58:00	
33	PETROVIC Milanko	SRB	13:36:30		77	BIRNBACHER Andreas	GER	13:58:30	
34	ZHANG Chengye	CHN	13:37:00		78	BRICIS Ilmars	LAT	13:59:00	
35	SLESINGR Michal	CZE	13:37:30		79	KENESHEV Dias	KAZ	13:59:30	
36	LANDERTINGER Dominik	AUT	13:38:00		80	de LORENZI Christian	ITA	14:00:00	
37	PIKSONS Edgars	LAT	13:38:30		81	SEMENOV Serhiy	UKR	14:00:30	
38	ANTILA Timo	FIN	13:39:00		82	LINDSTROM Fredrik	SWE	14:01:00	
39	STEPHAN Christoph	GER	13:39:30		83	BOGDANOV Martin	BUL	14:01:30	
40	DEFRASNE Vincent	FRA	13:40:00		84	DOSTAL Roman	CZE	14:02:00	
41	SIMOCKO Dusan	SVK	13:40:30		85	FOURCADE Martin	FRA	14:02:30	
42	BAILEY Lowell	USA	13:41:00		86	VIKS Priit	EST	14:03:00	
43	KOIV Kauri	EST	13:41:30		87	MATIASKO Miroslav	SVK	14:03:30	
44	KLETCHEROV Michail	BUL	13:42:00		88	RUPNIK Vasja	SLO	14:04:00	

Bib 18: ROBERTS Wynn (USA) replaces TEELA Jeremy due to illness.



REVISION

ZEROING ALLOCATION
ATTRIBUTION DES LIGNES POUR TIR D'ESSAI

THU 18 FEB 2010 / JEU 18 FEV 2010 START TIME / DEBUT 13:20

Shooting Lane	Shooting Position	NOC Code
1	P	EST
2	P	AUT
3	P	SLO
4	P	SVK
5	P	BLR
6	P	NOR
7	P	SWE
8	P	FRA
9	P	GER
10	P	USA
11	P	UKR
12	P	CZE
13	P	RUS
14	P	ITA
15	P	SUI
16	S	LAT
17	S	POL
18	S	JPN
19	S	BUL
20	S	CRO
21	S	MDA
22	S	AUS + DEN
23	S	GBR
24	S	SRB + GRE
25	S	CHN
26	S	HUN
27	S	KOR
28	S	KAZ
29	S	CAN
30	S	FIN

NOTES

12:20 - 12:40 Paper Targets
12:40 - 12:45 Change PaperTargets
12:45 - 13:10 Paper Targets

LEGEND

P Prone **S** Standing

Shooting Lane 2 assigned to AUT



START LIST / LISTE DE DÉPART

REVISION

THU 18 FEB 2010 / JEU 18 FEV 2010 START TIME / DEBUT 13:20

Bib	Name	NOC Code	Start Time	Start Group	P	S	P	S	T	Time
1	SIKORA Tomasz	POL	13:20:30	1						
2	ANEV Krasimir	BUL	13:21:00							
3	LEGUELLEC Jean Philippe	CAN	13:21:30							
4	SUMANN Christoph	AUT	13:22:00							
5	SVENDSEN Emil Hegle	NOR	13:22:30							
6	USTYUGOV Evgeny	RUS	13:23:00							
7	SAVITSKIY Yan	KAZ	13:23:30							
8	PINZARU Victor	MDA	13:24:00							
9	TSAKIRIS Athanassios	GRE	13:24:30							
10	BAUER Klemen	SLO	13:25:00							
11	HURAJT Pavol	SVK	13:25:30							
12	BJOERNDALEN Ole Einar	NOR	13:26:00							
13	TAGSCHERER Imre	HUN	13:26:30							
14	DUMBRIS Kaspars	LAT	13:27:00							
15	ALMOUKOV Alexei	AUS	13:27:30							
16	EDER Simon	AUT	13:28:00							
17	GREIS Michael	GER	13:28:30							
18	ROBERTS Wynn	USA	13:29:00							
19	SEDNEV Serguei	UKR	13:29:30							
20	ISA Hidenori	JPN	13:30:00							
21	BURKE Tim	USA	13:30:30							
22	SLETTEMARK Oystein	DEN	13:31:00							
23	WINDISCH Markus	ITA	13:31:30							
24	PUURUNEN Paavo	FIN	13:32:00							
25	KALDVEE Martten	EST	13:32:30							
26	FREI Thomas	SUI	13:33:00							
27	NOVIKOV Sergey	BLR	13:33:30							
28	TCHEREZOV Ivan	RUS	13:34:00							
29	FAK Jakov	CRO	13:34:30							
30	LEE In-Bok	KOR	13:35:00							
31	JACKSON Lee-Steve	GBR	13:35:30							
32	FERRY Bjorn	SWE	13:36:00							
33	PETROVIC Milanko	SRB	13:36:30							
34	ZHANG Chengye	CHN	13:37:00							
35	SLESINGR Michal	CZE	13:37:30							
36	LANDERTINGER Dominik	AUT	13:38:00	2						
37	PIKSONS Edgars	LAT	13:38:30							
38	ANTILA Timo	FIN	13:39:00							
39	STEPHAN Christoph	GER	13:39:30							
40	DEFRASNE Vincent	FRA	13:40:00							
41	SIMOCKO Dusan	SVK	13:40:30							
42	BAILEY Lowell	USA	13:41:00							
43	KOIV Kauri	EST	13:41:30							
44	KLETCHEROV Michail	BUL	13:42:00							
45	SYMAN Alexandr	BLR	13:42:30							
46	HALLENBARTER Simon	SUI	13:43:00							
47	SOUKUP Jaroslav	CZE	13:43:30							
48	BILANENKO Olexander	UKR	13:44:00							
49	MESOTITSCH Daniel	AUT	13:44:30							
50	MARIC Janez	SLO	13:45:00							
51	SHIPULIN Anton	RUS	13:45:30							
52	BERGMAN Carl Johan	SWE	13:46:00							
53	VUILLERMOZ Rene Laurent	ITA	13:46:30							
54	CHERVYHKOV Aleksandr	KAZ	13:47:00							
55	SZCZUREK Lukasz	POL	13:47:30							
56	OS Alexander	NOR	13:48:00							



START LIST / LISTE DE DÉPART

REVISION

THU 18 FEB 2010 / JEU 18 FEV 2010 START TIME / DEBUT 13:20

Bib	Name	NOC Code	Start Time	Start Group	P	S	P	S	T	Time
57	TRIFONOV Alexandr	KAZ	13:48:30	3						
58	HAKKINEN Jay	USA	13:49:00							
59	VALIULLIN Rustam	BLR	13:49:30							
60	ILIEV Vladimir	BUL	13:50:00							
61	WOLF Alexander	GER	13:50:30							
62	LIBIETIS Kristaps	LAT	13:51:00							
63	DOKL Peter	SLO	13:51:30							
64	LESSING Roland	EST	13:52:00							
65	BOE Tarjei	NOR	13:52:30							
66	MATIASKO Marek	SVK	13:53:00							
67	DERYZEMLYA Andriy	UKR	13:53:30							
68	HOFER Lukas	ITA	13:54:00							
69	JAY Vincent	FRA	13:54:30							
70	SIMMEN Matthias	SUI	13:55:00							
71	VITEK Zdenek	CZE	13:55:30							
72	KRUGLOV Nikolay	RUS	13:56:00							
73	NILSSON Mattias	SWE	13:56:30							
74	WEGER Benjamin	SUI	13:57:00	4						
75	FOURCADE Simon	FRA	13:57:30							
76	ABRAMENKO Evgeny	BLR	13:58:00							
77	BIRNBACHER Andreas	GER	13:58:30							
78	BRICIS Ilmars	LAT	13:59:00							
79	KENESHEV Dias	KAZ	13:59:30							
80	de LORENZI Christian	ITA	14:00:00							
81	SEMENOV Serhiy	UKR	14:00:30							
82	LINDSTROM Fredrik	SWE	14:01:00							
83	BOGDANOV Martin	BUL	14:01:30							
84	DOSTAL Roman	CZE	14:02:00							
85	FOURCADE Martin	FRA	14:02:30							
86	VIKS Priit	EST	14:03:00							
87	MATIASKO Miroslav	SVK	14:03:30							
88	RUPNIK Vasja	SLO	14:04:00							

LEGEND

P Prone **S** Standing **T** Total penalties

Bib 18: ROBERTS Wynn (USA) replaces TEELA Jeremy due to illness.



FINAL RESULTS / RÉSULTATS DÉFINITIFS

THU 18 FEB 2010 / JEU 18 FEV 2010 START TIME / DEBUT 13:20 END TIME / FINI A 14:56

Rank	Bib	Name	NOC Code	Ski Time	P	S	P	S	T	Result	Behind	WC	NC
1	5	SVENDSEN Emil Hegle	NOR	47:22.5	0	0	0	1	1	48:22.5	0.0	60	160
2	12	BJOERNDALEN Ole Einar	NOR	46:32.0	0	1	0	1	2	48:32.0	+9.5	54	154
2	27	NOVIKOV Sergey	BLR	48:32.0	0	0	0	0	0	48:32.0	+9.5	54	154
4	6	USTYUGOV Evgeny	RUS	48:11.8	0	0	0	1	1	49:11.8	+49.3	43	143
5	11	HURAJT Pavol	SVK	48:39.0	0	0	1	0	1	49:39.0	+1:16.5	40	140
6	16	EDER Simon	AUT	47:41.7	1	1	0	0	2	49:41.7	+1:19.2	38	138
7	1	SIKORA Tomasz	POL	47:43.8	1	1	0	0	2	49:43.8	+1:21.3	36	136
8	4	SUMANN Christoph	AUT	47:04.9	0	2	0	1	3	50:04.9	+1:42.4	34	134
9	49	MESOTITSCH Daniel	AUT	48:32.0	0	1	0	1	2	50:32.0	+2:09.5	32	132
10	17	GREIS Michael	GER	48:37.6	0	2	0	0	2	50:37.6	+2:15.1	31	131
11	72	KRUGLOV Nikolay	RUS	50:40.4	0	0	0	0	0	50:40.4	+2:17.9	30	130
12	77	BIRNBACHER Andreas	GER	48:43.5	2	0	0	0	2	50:43.5	+2:21.0	29	129
13	3	LEGUELLEC Jean Philippe	CAN	48:47.1	0	1	1	0	2	50:47.1	+2:24.6	28	128
14	85	FOURCADE Martin	FRA	47:55.4	1	0	2	0	3	50:55.4	+2:32.9	27	127
15	28	TCHEREZOV Ivan	RUS	47:56.7	1	0	2	0	3	50:56.7	+2:34.2	26	126
16	26	FREI Thomas	SUI	49:03.4	1	0	0	1	2	51:03.4	+2:40.9	25	125
17	35	SLESINGR Michal	CZE	49:04.8	0	0	1	1	2	51:04.8	+2:42.3	24	124
18	41	SIMOCKO Dusan	SVK	49:20.6	0	0	2	0	2	51:20.6	+2:58.1	23	123
19	34	ZHANG Chengye	CHN	48:31.0	1	0	1	1	3	51:31.0	+3:08.5	22	122
20	86	VIKS Priit	EST	50:38.1	1	0	0	0	1	51:38.1	+3:15.6	21	121
21	65	BOE Tarjei	NOR	48:51.5	1	0	1	1	3	51:51.5	+3:29.0	20	120
22	48	BILANENKO Olexander	UKR	51:00.3	0	1	0	0	1	52:00.3	+3:37.8	19	119
23	36	LANDERTINGER Dominik	AUT	48:00.8	0	2	1	1	4	52:00.8	+3:38.3	18	
24	61	WOLF Alexander	GER	50:09.0	1	0	0	1	2	52:09.0	+3:46.5	17	117
25	2	ANEV Krasimir	BUL	50:09.2	0	2	0	0	2	52:09.2	+3:46.7	16	116
26	40	DEFRASNE Vincent	FRA	49:14.9	0	1	2	0	3	52:14.9	+3:52.4	15	115
27	67	DERYZEMLYA Andriy	UKR	49:19.1	0	2	0	1	3	52:19.1	+3:56.6	14	114
28	56	OS Alexander	NOR	49:19.8	0	0	2	1	3	52:19.8	+3:57.3	13	
29	39	STEPHAN Christoph	GER	49:33.4	1	0	0	2	3	52:33.4	+4:10.9	12	
30	47	SOUKUP Jaroslav	CZE	49:35.2	0	2	1	0	3	52:35.2	+4:12.7	11	111
31	23	WINDISCH Markus	ITA	49:38.7	0	3	0	0	3	52:38.7	+4:16.2	10	110
32	10	BAUER Klemen	SLO	49:43.9	0	2	0	1	3	52:43.9	+4:21.4	9	109
33	66	MATIASKO Marek	SVK	50:47.9	0	1	0	1	2	52:47.9	+4:25.4	8	108
34	73	NILSSON Mattias	SWE	49:50.1	1	1	0	1	3	52:50.1	+4:27.6	7	107
35	84	DOSTAL Roman	CZE	49:51.4	0	2	0	1	3	52:51.4	+4:28.9	6	106
36	51	SHIPULIN Anton	RUS	49:51.7	3	0	0	0	3	52:51.7	+4:29.2	5	
37	37	PIKSONS Edgars	LAT	50:52.5	1	1	0	0	2	52:52.5	+4:30.0	4	104
38	80	de LORENZI Christian	ITA	49:03.6	1	0	2	1	4	53:03.6	+4:41.1	3	103
39	70	SIMMEN Matthias	SUI	49:05.7	1	1	2	0	4	53:05.7	+4:43.2	2	102
40	75	FOURCADE Simon	FRA	49:06.2	3	0	0	1	4	53:06.2	+4:43.7	1	101
41	45	SYMAN Alexandr	BLR	50:16.2	2	0	1	0	3	53:16.2	+4:53.7		100
42	32	FERRY Bjorn	SWE	48:16.7	1	0	3	1	5	53:16.7	+4:54.2		99
43	46	HALLENBARTER Simon	SUI	48:18.4	1	0	1	3	5	53:18.4	+4:55.9		98
44	43	KOIV Kauri	EST	50:22.4	1	0	1	1	3	53:22.4	+4:59.9		97
45	21	BURKE Tim	USA	48:22.6	1	1	0	3	5	53:22.6	+5:00.1		96
46	68	HOFER Lukas	ITA	50:23.7	0	1	1	1	3	53:23.7	+5:01.2		95
47	87	MATIASKO Miroslav	SVK	50:29.2	1	1	0	1	3	53:29.2	+5:06.7		
48	59	VALIULLIN Rustam	BLR	49:32.3	1	1	0	2	4	53:32.3	+5:09.8		93
49	88	RUPNIK Vasja	SLO	49:49.8	1	1	1	1	4	53:49.8	+5:27.3		92
50	54	CHERVYHKOV Aleksandr	KAZ	49:53.1	0	0	0	4	4	53:53.1	+5:30.6		91
51	29	FAK Jakov	CRO	49:56.0	1	1	0	2	4	53:56.0	+5:33.5		90
52	81	SEMENOV Serhiy	UKR	50:57.5	1	0	1	1	3	53:57.5	+5:35.0		89
53	24	PUURUNEN Paavo	FIN	50:03.5	1	1	0	2	4	54:03.5	+5:41.0		88
54	53	VUILLERMOZ Rene Laurent	ITA	50:19.7	0	1	1	2	4	54:19.7	+5:57.2		
55	74	WEGER Benjamin	SUI	49:20.3	1	1	2	1	5	54:20.3	+5:57.8		
56	38	ANTILA Timo	FIN	49:22.7	1	1	1	2	5	54:22.7	+6:00.2		85
57	42	BAILEY Lowell	USA	50:23.1	0	2	1	1	4	54:23.1	+6:00.6		84



FINAL RESULTS / RÉSULTATS DÉFINITIFS

THU 18 FEB 2010 / JEU 18 FEV 2010 START TIME / DEBUT 13:20 END TIME / FINI A 14:56

Rank	Bib	Name	NOC Code	Ski Time	P	S	P	S	T	Result	Behind	WC	NC
58	76	ABRAMENKO Evgeny	BLR	52:24.8	0	1	0	1	2	54:24.8	+6:02.3		
59	55	SZCZUREK Lukasz	POL	51:36.7	1	0	1	1	3	54:36.7	+6:14.2		82
60	69	JAY Vincent	FRA	50:37.5	1	1	0	2	4	54:37.5	+6:15.0		
61	52	BERGMAN Carl Johan	SWE	49:44.1	2	1	0	2	5	54:44.1	+6:21.6		80
62	50	MARIC Janez	SLO	49:46.4	1	2	1	1	5	54:46.4	+6:23.9		79
63	44	KLETCHEROV Michail	BUL	51:54.6	1	1	1	0	3	54:54.6	+6:32.1		78
64	7	SAVITSKIY Yan	KAZ	50:07.3	0	1	2	2	5	55:07.3	+6:44.8		77
65	64	LESSING Roland	EST	50:29.8	3	0	1	1	5	55:29.8	+7:07.3		76
66	31	JACKSON Lee-Steve	GBR	51:37.5	1	2	1	0	4	55:37.5	+7:15.0		75
67	71	VITEK Zdenek	CZE	49:41.2	2	1	1	2	6	55:41.2	+7:18.7		
68	19	SEDNEV Serguei	UKR	51:47.1	0	3	0	1	4	55:47.1	+7:24.6		
69	57	TRIFONOV Alexandr	KAZ	51:53.1	2	1	1	0	4	55:53.1	+7:30.6		72
70	62	LIBIETIS Kristaps	LAT	53:02.4	2	0	1	0	3	56:02.4	+7:39.9		71
71	30	LEE In-Bok	KOR	52:24.5	2	0	0	2	4	56:24.5	+8:02.0		70
72	79	KENESHEV Dias	KAZ	52:27.0	1	0	0	3	4	56:27.0	+8:04.5		
73	14	DUMBRIS Kaspars	LAT	51:30.1	2	0	2	1	5	56:30.1	+8:07.6		68
74	78	BRICIS Ilmars	LAT	50:33.9	3	1	1	1	6	56:33.9	+8:11.4		
75	63	DOKL Peter	SLO	54:41.9	2	0	0	0	2	56:41.9	+8:19.4		
76	58	HAKKINEN Jay	USA	50:01.8	2	1	2	2	7	57:01.8	+8:39.3		65
77	82	LINDSTROM Fredrik	SWE	53:29.8	1	2	0	1	4	57:29.8	+9:07.3		
78	15	ALMOUKOV Alexei	AUS	53:37.6	1	1	2	0	4	57:37.6	+9:15.1		63
79	60	ILIEV Vladimir	BUL	52:37.8	2	1	1	1	5	57:37.8	+9:15.3		62
80	9	TSAKIRIS Athanassios	GRE	52:42.1	2	0	1	2	5	57:42.1	+9:19.6		61
81	25	KALDVEE Martten	EST	51:56.7	1	1	2	2	6	57:56.7	+9:34.2		
82	13	TAGSCHERER Imre	HUN	54:02.6	1	3	0	0	4	58:02.6	+9:40.1		59
83	20	ISA Hidenori	JPN	49:06.2	3	0	3	3	9	58:06.2	+9:43.7		58
84	83	BOGDANOV Martin	BUL	54:29.6	1	2	0	1	4	58:29.6	+10:07.1		
85	8	PINZARU Victor	MDA	55:42.6	0	1	0	2	3	58:42.6	+10:20.1		56
86	18	ROBERTS Wynn	USA	50:49.2	3	2	0	3	8	58:49.2	+10:26.7		
87	33	PETROVIC Milanko	SRB	52:44.0	2	1	2	2	7	59:44.0	+11:21.5		54
88	22	SLETTEMARK Oystein	DEN	53:12.9	2	1	2	3	8	1:01:12.9	+12:50.4		53

LEGEND

NC Nations Cup P Prone S Standing T Total penalties WC World Cup



FINAL RESULTS - COMPETITION DATA SUMMARY
RÉSULTATS DÉFINITIFS - RÉSUMÉ DES DONNÉES DE COMPÉTITION

THU 18 FEB 2010 / JEU 18 FEV 2010 START TIME / DEBUT 13:20 END TIME / FINI A 14:56

Participation

Number of Entries	88
Did not start	0
Did not finish	0
Disqualified	0
Ranked Competitors	88

Atmospheric Conditions at the Stadium

	30 min. before Start	At Start Time	30 min. after Start	At End Time
Weather	Sunny	Sunny	Sunny	Sunny
Snow Condition	Soft	Soft	Soft	Soft
Snow Temperature	-1.0 °C / 30.2 °F	-1.0 °C / 30.2 °F	-1.0 °C / 30.2 °F	-1.2 °C / 29.8 °F
Air Temperature	7.4 °C / 45.3 °F	8.0 °C / 46.4 °F	8.6 °C / 47.5 °F	8.7 °C / 47.7 °F
Humidity	43 %	45 %	39 %	44 %
Wind Direction/Speed	NE / 0.3 m/s	NE / 0.3 m/s	N / 1.0 m/s	NW / 0.5 m/s

Jury Information

IBU Technical Delegate - Chairman	BAIER Norbert (IBU)
IBU Assistant Technical Delegate	ZWAHLEN Robert (IBU)
Competition Chief	COLLARD Paul (CAN)
Member	BONDARUK Roman (POL)
Member	BARNASHOV Vladimir (RUS)
IBU Race Director	BERGER Franz (IBU)

Course Information

brown 4013m + brown 4013m + brown 4013m + brown 4013m + brown 3908m

Total Course Length	19960 m
Height Difference (HD)	41 m
Max. Climb (MM)	33 m
Total Climb (MT)	675 m

Jury Decisions


none

IBU Technical Delegate - Chairman



BAIER Norbert (IBU)

IBU Assistant Technical Delegate



ZWAHLEN Robert (IBU)

LEGEND

N North **NE** Northeast **NW** Northwest



COMPETITION ANALYSIS / ANALYSE DE LA COMPÉTITION

THU 18 FEB 2010 / JEU 18 FEV 2010 START TIME / DEBUT 13:20 END TIME / FINI A 14:56

Rank	Bib	Name	NOC Code		T													
Loop 1		Loop 2		Loop 3		Loop 4		Loop 5		Result	Behind Rank							
Time	Rank	Time	Rank	Time	Rank	Time	Rank	Time	Rank									
1	5	SVENDSEN Emil Hegle	NOR		1		48:22.5	0.0	1									
Cumulative Time	9:21.0	+11.0	4	18:54.7	0.0	1	28:40.2	0.0	1	39:28.9	+7.9	2	48:22.5	0.0	1			
Loop Time	9:21.0	+11.0	4	9:33.7	+0.3	2	9:45.5	+11.2	4	10:48.7	+1:00.8	26	8:53.6	+8.3	3			
Ski Time	9:21.0	+11.0	7	18:54.7	+21.1	4	28:40.2	+32.3	3	38:28.9	+42.2	3						
Shooting	0	28.0	+24.0	=8	0	27.0	+21.0	=28	0	28.0	+14.0	=5	1	21.0	+15.0	=6		
Range Time	48.0	+5.1	4	47.4	+4.8	=13	50.4	+5.4	8	1:42.5	+1:02.4	30						
Course Time	8:33.0	+18.5	13	8:46.3	+7.2	4	8:55.1	+7.8	6	9:06.2	+13.1	6	8:53.6	+8.3	3	44:14.2	+39.0	4
2	12	BJOERNDALEN Ole Einar	NOR		2		48:32.0	+9.5	=2									
Cumulative Time	9:10.0	0.0	=1	19:33.6	+38.9	9	29:07.9	+27.7	2	39:46.7	+25.7	3	48:32.0	+9.5	2			
Loop Time	9:10.0	0.0	=1	10:23.6	+50.2	31	9:34.3	0.0	1	10:38.8	+50.9	20	8:45.3	0.0	1			
Ski Time	9:10.0	0.0	=1	18:33.6	0.0	1	28:07.9	0.0	1	37:46.7	0.0	1						
Shooting	0	23.0	+19.0	3	1	23.0	+22.0	=7	0	25.0	+11.0	=2	1	27.0	+21.0	=33		
Range Time	42.9	0.0	1	1:43.2	+1:00.6	38	45.0	0.0	1	1:45.7	+1:05.6	35						
Course Time	8:27.1	+12.6	3	8:40.4	+1.3	2	8:49.3	+2.0	2	8:53.1	0.0	1	8:45.3	0.0	1	43:35.2	0.0	1
2	27	NOVIKOV Sergey	BLR		0		48:32.0	+9.5	=2									
Cumulative Time	9:25.1	+15.1	8	19:25.5	+30.8	6	29:23.9	+43.7	3	39:21.0	0.0	1	48:32.0	+9.5	2			
Loop Time	9:25.1	+15.1	8	10:00.4	+27.0	24	9:58.4	+24.1	8	9:57.1	+9.2	5	9:11.0	+25.7	13			
Ski Time	9:25.1	+15.1	15	19:25.5	+51.9	29	29:23.9	+1:16.0	18	39:21.0	+1:34.3	14						
Shooting	0	31.0	+27.0	=30	0	31.0	+30.0	=62	0	35.0	+21.0	=47	0	29.0	+23.0	=54		
Range Time	50.7	+7.8	15	53.1	+10.5	30	56.2	+11.2	25	50.6	+10.5	21						
Course Time	8:34.4	+19.9	19	9:07.3	+28.2	=37	9:02.2	+14.9	16	9:06.5	+13.4	7	9:11.0	+25.7	13	45:01.4	+1:26.2	14
4	6	USTYUGOV Evgeny	RUS		1		49:11.8	+49.3	4									
Cumulative Time	9:37.2	+27.2	22	19:28.5	+33.8	7	29:36.8	+56.6	5	40:23.9	+1:02.9	5	49:11.8	+49.3	4			
Loop Time	9:37.2	+27.2	22	9:51.3	+17.9	13	10:08.3	+34.0	16	10:47.1	+59.2	25	8:47.9	+2.6	2			
Ski Time	9:37.2	+27.2	43	19:28.5	+54.9	33	29:36.8	+1:28.9	31	39:23.9	+1:37.2	15						
Shooting	0	31.0	+27.0	=30	0	30.0	+29.0	=54	0	47.0	+33.0	84	1	27.0	+21.0	=33		
Range Time	50.6	+7.7	14	50.6	+8.0	24	1:06.4	+21.4	44	1:47.6	+1:07.5	40						
Course Time	8:46.6	+32.1	50	9:00.7	+21.6	20	9:01.9	+14.6	15	8:59.5	+6.4	4	8:47.9	+2.6	2	44:36.6	+1:01.4	8
5	11	HURAJT Pavol	SVK		1		49:39.0	+1:16.5	5									
Cumulative Time	9:21.3	+11.3	5	19:03.2	+8.5	2	30:03.5	+1:23.3	7	40:14.2	+53.2	4	49:39.0	+1:16.5	5			
Loop Time	9:21.3	+11.3	5	9:41.9	+8.5	5	11:00.3	+1:26.0	44	10:10.7	+22.8	10	9:24.8	+39.5	=27			
Ski Time	9:21.3	+11.3	8	19:03.2	+29.6	8	29:03.5	+55.6	10	39:14.2	+1:27.5	11						
Shooting	0	28.0	+24.0	=8	0	21.0	+20.0	=3	1	32.0	+18.0	=28	0	25.0	+19.0	=20		
Range Time	48.4	+5.5	6	42.6	0.0	1	1:53.1	+1:08.1	46	46.6	+6.5	8						
Course Time	8:32.9	+18.4	12	8:59.3	+20.2	17	9:07.2	+19.9	19	9:24.1	+31.0	29	9:24.8	+39.5	=27	45:28.3	+1:53.1	19
6	16	EDER Simon	AUT		2		49:41.7	+1:19.2	6									
Cumulative Time	10:18.9	+1:08.9	32	20:58.7	+2:04.0	31	30:43.7	+2:03.5	13	40:37.6	+1:16.6	6	49:41.7	+1:19.2	6			
Loop Time	10:18.9	+1:08.9	32	10:39.8	+1:06.4	35	9:45.0	+10.7	3	9:53.9	+6.0	3	9:04.1	+18.8	8			
Ski Time	9:18.9	+8.9	4	18:58.7	+25.1	7	28:43.7	+35.8	4	38:37.6	+50.9	4						
Shooting	1	26.0	+22.0	=4	1	22.0	+21.0	=5	0	26.0	+12.0	4	2	19.0	+13.0	=4		
Range Time	1:45.4	+1:02.5	32	1:42.4	+59.8	36	45.4	+0.4	2	40.1	0.0	1						
Course Time	8:33.5	+19.0	14	8:57.4	+18.3	12	8:59.6	+12.3	=9	9:13.8	+20.7	15	9:04.1	+18.8	8	44:48.4	+1:13.2	9
7	1	SIKORA Tomasz	POL		2		49:43.8	+1:21.3	7									
Cumulative Time	10:25.2	+1:15.2	38	21:06.9	+2:12.2	34	30:56.8	+2:16.6	15	40:44.7	+1:23.7	7	49:43.8	+1:21.3	7			
Loop Time	10:25.2	+1:15.2	38	10:41.7	+1:08.3	36	9:49.9	+15.6	5	9:47.9	0.0	1	8:59.1	+13.8	7			
Ski Time	9:25.2	+15.2	16	19:06.9	+33.3	9	28:56.8	+48.9	9	38:44.7	+58.0	6						
Shooting	1	37.0	+33.0	=70	1	27.0	+26.0	=28	0	36.0	+22.0	=52	0	56.0	+50.0	88		
Range Time	1:57.7	+1:14.8	60	1:49.3	+1:06.7	=49	57.1	+12.1	=30	50.3	+10.2	18						
Course Time	8:27.5	+13.0	4	8:52.4	+13.3	9	8:52.8	+5.5	=4	8:57.6	+4.5	2	8:59.1	+13.8	7	44:09.4	+34.2	3
8	4	SUMANN Christoph	AUT		3		50:04.9	+1:42.4	8									
Cumulative Time	9:10.0	0.0	=1	20:43.9	+1:49.2	28	30:25.9	+1:45.7	10	41:08.7	+1:47.7	9	50:04.9	+1:42.4	8			
Loop Time	9:10.0	0.0	=1	11:33.9	+2:00.5	68	9:42.0	+7.7	2	10:42.8	+54.9	23	8:56.2	+10.9	4			
Ski Time	9:10.0	0.0	=1	18:43.9	+10.3	2	28:25.9	+18.0	2	38:08.7	+22.0	2						
Shooting	0	37.0	+33.0	=70	2	34.0	+33.0	=75	0	31.0	+17.0	=16	1	24.0	+18.0	=13		
Range Time	55.5	+12.6	28	2:54.8	+2:12.2	81	49.7	+4.7	7	1:44.6	+1:04.5	31						
Course Time	8:14.5	0.0	1	8:39.1	0.0	1	8:52.3	+5.0	3	8:58.2	+5.1	3	8:56.2	+10.9	4	43:40.3	+5.1	2



COMPETITION ANALYSIS / ANALYSE DE LA COMPÉTITION

THU 18 FEB 2010 / JEU 18 FEV 2010 START TIME / DEBUT 13:20 END TIME / FINI A 14:56

Rank	Bib	Name	NOC Code		T											
		Loop 1		Loop 2		Loop 3		Loop 4		Loop 5		Result		Behind Rank		
		Time	Rank	Time	Rank	Time	Rank	Time	Rank	Time	Rank	Time	Rank	Time	Rank	
9	49	MESOTITSCH Daniel	AUT		2	50:32.0	+2:09.5	9					9			
Cumulative Time	9:22.5	+12.5	6	20:12.5	+1:17.8	14	30:19.1	+1:38.9	8	41:27.8	+2:06.8	12	50:32.0	+2:09.5	9	
Loop Time	9:22.5	+12.5	6	10:50.0	+1:16.6	42	10:06.6	+32.3	13	11:08.7	+1:20.8	35	9:04.2	+18.9	9	
Ski Time	9:22.5	+12.5	12	19:12.5	+38.9	12	29:19.1	+1:11.2	15	39:27.8	+1:41.1	17	48:32.0	+2:00.0	14	
Shooting	0	29.0	+25.0 =17	1	30.0	+29.0 =54	0	33.0	+19.0 =34	1	27.0	+21.0 =33	2	1:59.0	+26.0 =35	
Range Time	48.7	+5.8	7	1:51.2	+1:08.6	57	55.4	+10.4	24	1:48.7	+1:08.6	42	5:24.0	+1:55.2	15	
Course Time	8:33.8	+19.3	16	8:58.8	+19.7	13	9:11.2	+23.9	26	9:20.0	+26.9	21	9:04.2	+18.9	9	
10	17	GREIS Michael	GER		2	50:37.6	+2:15.1	10					10			
Cumulative Time	9:33.1	+23.1	19	21:19.9	+2:25.2	39	31:17.6	+2:37.4	20	41:18.9	+1:57.9	10	50:37.6	+2:15.1	10	
Loop Time	9:33.1	+23.1	19	11:46.8	+2:13.4 =71		9:57.7	+23.4	7	10:01.3	+13.4	8	9:18.7	+33.4	22	
Ski Time	9:33.1	+23.1	32	19:19.9	+46.3	17	29:17.6	+1:09.7	14	39:18.9	+1:32.2	12	48:37.6	+2:05.6	16	
Shooting	0	34.0	+30.0 =53	2	37.0	+36.0 =81	0	36.0	+22.0 =52	0	26.0	+20.0 =25	2	2:13.0	+40.0	
Range Time	56.4	+13.5	29	2:57.0	+2:14.4	83	56.5	+11.5 =27		47.4	+7.3	10	5:37.3	+2:08.5	17	
Course Time	8:36.7	+22.2	21	8:49.8	+10.7	7	9:01.2	+13.9	13	9:13.9	+20.8	16	9:18.7	+33.4	22	
11	72	KRUGLOV Nikolay	RUS		0	50:40.4	+2:17.9	11					11			
Cumulative Time	9:29.3	+19.3	12	19:20.5	+25.8	3	29:28.0	+47.8	4	41:03.0	+1:42.0	8	50:40.4	+2:17.9	11	
Loop Time	9:29.3	+19.3	12	9:51.2	+17.8	12	10:07.5	+33.2	14	11:35.0	+1:47.1	58	9:37.4	+52.1	51	
Ski Time	9:29.3	+19.3	21	19:20.5	+46.9 =18		29:28.0	+1:20.1	21	41:03.0	+3:16.3	63	50:40.4	+4:08.4	62	
Shooting	0	29.0	+25.0 =17	0	25.0	+24.0 =18	0	28.0	+14.0 =5	0	28.0	+22.0 =42	0	1:50.0	+17.0 =14	
Range Time	49.7	+6.8	11	46.5	+3.9	10	48.5	+3.5	4	1:04.1	+24.0	28	3:28.8	0.0	1	
Course Time	8:39.6	+25.1	30	9:04.7	+25.6	29	9:19.0	+31.7	42	10:30.9	+1:37.8	85	9:37.4	+52.1	51	
12	77	BIRNBACHER Andreas	GER		2	50:43.5	+2:21.0	12					12			
Cumulative Time	11:36.0	+2:26.0	69	21:25.9	+2:31.2	45	31:30.2	+2:50.0	24	41:25.0	+2:04.0	11	50:43.5	+2:21.0	12	
Loop Time	11:36.0	+2:26.0	69	9:49.9	+16.5 =10		10:04.3	+30.0	12	9:54.8	+6.9	4	9:18.5	+33.2	21	
Ski Time	9:36.0	+26.0 =37		19:25.9	+52.3	30	29:30.2	+1:22.3	25	39:25.0	+1:38.3	16	48:43.5	+2:11.5	18	
Shooting	2	31.0	+27.0 =30	0	23.0	+22.0 =7	0	31.0	+17.0 =16	0	25.0	+19.0 =20	2	1:50.0	+17.0 =14	
Range Time	2:50.8	+2:07.9	70	44.6	+2.0	4	51.0	+6.0	12	44.4	+4.3	5	5:10.8	+1:42.0	11	
Course Time	8:45.2	+30.7	46	9:05.3	+26.2	31	9:13.3	+26.0	29	9:10.4	+17.3	12	9:18.5	+33.2	21	
13	3	LEGUELLEC Jean Philippe	CAN		2	50:47.1	+2:24.6	13					13			
Cumulative Time	9:27.3	+17.3	9	20:26.2	+1:31.5	22	31:35.9	+2:55.7	26	41:33.6	+2:12.6	13	50:47.1	+2:24.6	13	
Loop Time	9:27.3	+17.3	9	10:58.9	+1:25.5	48	11:09.7	+1:35.4	49	9:57.7	+9.8	6	9:13.5	+28.2	16	
Ski Time	9:27.3	+17.3	18	19:26.2	+52.6	32	29:35.9	+1:28.0	29	39:33.6	+1:46.9	22	48:47.1	+2:15.1	19	
Shooting	0	27.0	+23.0 =6	1	29.0	+28.0 =48	1	29.0	+15.0 =11	0	25.0	+19.0 =20	2	1:50.0	+17.0 =14	
Range Time	48.3	+5.4	5	1:50.2	+1:07.6 =52		1:49.5	+1:04.5	45	46.8	+6.7	9	5:14.8	+1:46.0	12	
Course Time	8:39.0	+24.5	26	9:08.7	+29.6	40	9:20.2	+32.9	44	9:10.9	+17.8	13	9:13.5	+28.2	16	
14	85	FOURCADE Martin	FRA		3	50:55.4	+2:32.9	14					14			
Cumulative Time	10:16.5	+1:06.5	31	19:49.9	+55.2	11	31:46.5	+3:06.3	30	41:39.7	+2:18.7	15	50:55.4	+2:32.9	14	
Loop Time	10:16.5	+1:06.5	31	9:33.4	0.0	1	11:56.6	+2:22.3	71	9:53.2	+5.3	2	9:15.7	+30.4	17	
Ski Time	9:16.5	+6.5	3	18:49.9	+16.3	3	28:46.5	+38.6	5	38:39.7	+53.0	5	47:55.4	+1:23.4	6	
Shooting	1	34.0	+30.0 =53	0	29.0	+28.0 =48	2	42.0	+28.0 =76	0	22.0	+16.0 =8	3	2:07.0	+34.0	
Range Time	1:53.8	+1:10.9 =50		49.1	+6.5	19	3:03.8	+2:18.8	84	44.3	+4.2	4	6:31.0	+3:02.2	35	
Course Time	8:22.7	+8.2	2	8:44.3	+5.2	3	8:52.8	+5.5 =4		9:08.9	+15.8	9	9:15.7	+30.4	17	
15	28	TCHEREZOV Ivan	RUS		3	50:56.7	+2:34.2	15					15			
Cumulative Time	10:21.9	+1:11.9	34	19:58.1	+1:03.4	13	31:52.2	+3:12.0	33	41:50.2	+2:29.2	17	50:56.7	+2:34.2	15	
Loop Time	10:21.9	+1:11.9	34	9:36.2	+2.8	4	11:54.1	+2:19.8	70	9:58.0	+10.1	7	9:06.5	+21.2	10	
Ski Time	9:21.9	+11.9	9	18:58.1	+24.5	6	28:52.2	+44.3	6	38:50.2	+1:03.5	7	47:56.7	+1:24.7	7	
Shooting	1	32.0	+28.0 =40	0	27.0	+26.0 =28	2	32.0	+18.0 =28	0	26.0	+20.0 =25	3	1:57.0	+24.0 =30	
Range Time	1:51.0	+1:08.1	41	48.7	+6.1	17	2:53.2	+2:08.2	76	47.9	+7.8	11	6:20.8	+2:52.0	27	
Course Time	8:30.9	+16.4	8	8:47.5	+8.4	5	9:00.9	+13.6	11	9:10.1	+17.0 =10		9:06.5	+21.2	10	
16	26	FREI Thomas	SUI		2	51:03.4	+2:40.9	16					16			
Cumulative Time	10:26.1	+1:16.1	39	20:19.0	+1:24.3	17	30:22.3	+1:42.1	9	41:34.5	+2:13.5	14	51:03.4	+2:40.9	16	
Loop Time	10:26.1	+1:16.1	39	9:52.9	+19.5	14	10:03.3	+29.0	11	11:12.2	+1:24.3	37	9:28.9	+43.6	40	
Ski Time	9:26.1	+16.1	17	19:19.0	+45.4	15	29:22.3	+1:14.4	17	39:34.5	+1:47.8	23	49:03.4	+2:31.4	21	
Shooting	1	28.0	+24.0 =8	0	27.0	+26.0 =28	0	32.0	+18.0 =28	1	27.0	+21.0 =33	2	1:54.0	+21.0 =22	
Range Time	1:48.9	+1:06.0	35	49.0	+6.4	18	52.9	+7.9 =14		1:49.2	+1:09.1 =45		5:20.0	+1:51.2	13	
Course Time	8:37.2	+22.7	23	9:03.9	+24.8 =26		9:10.4	+23.1	25	9:23.0	+29.9	27	9:28.9	+43.6	40	



COMPETITION ANALYSIS / ANALYSE DE LA COMPÉTITION

THU 18 FEB 2010 / JEU 18 FEV 2010 START TIME / DEBUT 13:20 END TIME / FINI A 14:56

Rank	Bib	Name	NOC Code										T			
		Loop 1		Loop 2		Loop 3		Loop 4		Loop 5		Result	Behind Rank			
		Time	Rank	Time	Rank	Time	Rank	Time	Rank	Time	Rank					
17	35	SLESINGR Michal										CZE	2	51:04.8	+2:42.3	17
Cumulative Time		9:28.4	+18.4	11	19:22.5	+27.8	5	30:30.9	+1:50.7	11	41:47.0	+2:26.0	16	51:04.8	+2:42.3	17
Loop Time		9:28.4	+18.4	11	9:54.1	+20.7	16	11:08.4	+1:34.1	46	11:16.1	+1:28.2	39	9:17.8	+32.5	18
Ski Time		9:28.4	+18.4	20	19:22.5	+48.9	24	29:30.9	+1:23.0	27	39:47.0	+2:00.3	27	49:04.8	+2:32.8	23
Shooting	0	34.0	+30.0	=53	0	33.0	+32.0	=73	1	40.0	+26.0	=69	1	37.0	+31.0	=76
Range Time		54.5	+11.6	25	52.6	+10.0	28	2:00.4	+1:15.4	65	1:57.5	+1:17.4	61	5:45.0	+2:16.2	21
Course Time		8:33.9	+19.4	17	9:01.5	+22.4	22	9:08.0	+20.7	21	9:18.6	+25.5	20	9:17.8	+32.5	18
18	41	SIMOCKO Dusan										SVK	2	51:20.6	+2:58.1	18
Cumulative Time		9:32.7	+22.7	18	19:31.6	+36.9	8	31:45.2	+3:05.0	29	41:52.0	+2:31.0	18	51:20.6	+2:58.1	18
Loop Time		9:32.7	+22.7	18	9:58.9	+25.5	23	12:13.6	+2:39.3	78	10:06.8	+18.9	9	9:28.6	+43.3	38
Ski Time		9:32.7	+22.7	31	19:31.6	+58.0	39	29:45.2	+1:37.3	38	39:52.0	+2:05.3	30	49:20.6	+2:48.6	31
Shooting	0	31.0	+27.0	=30	0	23.0	+22.0	=7	2	31.0	+17.0	=16	0	25.0	+19.0	=20
Range Time		50.8	+7.9	16	43.5	+0.9	3	2:52.0	+2:07.0	75	40.6	+0.5	2	5:06.9	+1:38.1	10
Course Time		8:41.9	+27.4	34	9:15.4	+36.3	54	9:21.6	+34.3	45	9:26.2	+33.1	34	9:28.6	+43.3	38
19	34	ZHANG Chengye										CHN	3	51:31.0	+3:08.5	19
Cumulative Time		10:41.5	+1:31.5	50	20:37.1	+1:42.4	24	31:28.6	+2:48.4	22	42:32.3	+3:11.3	22	51:31.0	+3:08.5	19
Loop Time		10:41.5	+1:31.5	50	9:55.6	+22.2	17	10:51.5	+1:17.2	39	11:03.7	+1:15.8	33	8:58.7	+13.4	6
Ski Time		9:41.5	+31.5	47	19:37.1	+1:03.5	41	29:28.6	+1:20.7	=22	39:32.3	+1:45.6	20	48:31.0	+1:59.0	13
Shooting	1	34.0	+30.0	=53	0	24.0	+23.0	=14	1	33.0	+19.0	=34	1	39.0	+33.0	82
Range Time		1:55.5	+1:12.6	56	46.6	+4.0	11	1:54.9	+1:09.9	=51	2:00.9	+1:20.8	64	6:37.9	+3:09.1	41
Course Time		8:46.0	+31.5	48	9:09.0	+29.9	42	8:56.6	+9.3	7	9:02.8	+9.7	5	8:58.7	+13.4	6
20	86	VIKS Priit										EST	1	51:38.1	+3:15.6	20
Cumulative Time		10:44.4	+1:34.4	54	20:41.8	+1:47.1	27	31:12.0	+2:31.8	17	41:58.5	+2:37.5	19	51:38.1	+3:15.6	20
Loop Time		10:44.4	+1:34.4	54	9:57.4	+24.0	21	10:30.2	+55.9	33	10:46.5	+58.6	24	9:39.6	+54.3	53
Ski Time		9:44.4	+34.4	56	19:41.8	+1:08.2	47	30:12.0	+2:04.1	55	40:58.5	+3:11.8	61	50:38.1	+4:06.1	61
Shooting	1	31.0	+27.0	=30	0	26.0	+25.0	=23	0	34.0	+20.0	=40	0	13.0	+7.0	2
Range Time		1:51.2	+1:08.3	42	47.8	+5.2	15	55.3	+10.3	23	55.3	+15.2	23	4:29.6	+1:00.8	6
Course Time		8:53.2	+38.7	66	9:09.6	+30.5	44	9:34.9	+47.6	63	9:51.2	+58.1	68	9:39.6	+54.3	53
21	65	BOE Tarjei										NOR	3	51:51.5	+3:29.0	21
Cumulative Time		10:32.1	+1:22.1	43	20:17.5	+1:22.8	16	31:26.4	+2:46.2	21	42:33.2	+3:12.2	23	51:51.5	+3:29.0	21
Loop Time		10:32.1	+1:22.1	43	9:45.4	+12.0	7	11:08.9	+1:34.6	48	11:06.8	+1:18.9	34	9:18.3	+33.0	19
Ski Time		9:32.1	+22.1	29	19:17.5	+43.9	14	29:26.4	+1:18.5	19	39:33.2	+1:46.5	21	48:51.5	+2:19.5	20
Shooting	1	29.0	+25.0	=17	0	23.0	+22.0	=7	1	32.0	+18.0	=28	1	23.0	+17.0	=10
Range Time		1:49.7	+1:06.8	37	45.3	+2.7	6	1:53.8	+1:08.8	48	1:45.4	+1:05.3	33	6:14.2	+2:45.4	26
Course Time		8:42.4	+27.9	36	9:00.1	+21.0	19	9:15.1	+27.8	31	9:21.4	+28.3	23	9:18.3	+33.0	19
22	48	BILANENKO Olexander										UKR	1	52:00.3	+3:37.8	22
Cumulative Time		9:45.6	+35.6	27	21:00.1	+2:05.4	32	31:33.9	+2:53.7	25	42:05.7	+2:44.7	20	52:00.3	+3:37.8	22
Loop Time		9:45.6	+35.6	27	11:14.5	+1:41.1	59	10:33.8	+59.3	34	10:31.8	+43.9	19	9:54.6	+1:09.3	66
Ski Time		9:45.6	+35.6	60	20:00.1	+1:26.5	65	30:33.9	+2:26.0	66	41:05.7	+3:19.0	65	51:00.3	+4:28.3	67
Shooting	0	30.0	+26.0	=24	1	27.0	+26.0	=28	0	36.0	+22.0	=52	0	28.0	+22.0	=42
Range Time		50.1	+7.2	12	1:50.4	+1:07.8	54	54.3	+9.3	=21	50.4	+10.3	19	4:25.2	+56.4	5
Course Time		8:55.5	+41.0	=72	9:24.1	+45.0	66	9:39.5	+52.2	66	9:41.4	+48.3	59	9:54.6	+1:09.3	66
23	36	LANDERTINGER Dominik										AUT	4	52:00.8	+3:38.3	23
Cumulative Time		9:20.6	+10.6	3	21:11.2	+2:16.5	35	31:53.6	+3:13.4	34	42:52.2	+3:31.2	28	52:00.8	+3:38.3	23
Loop Time		9:20.6	+10.6	3	11:50.6	+2:17.2	73	10:42.4	+1:08.1	37	10:58.6	+1:10.7	30	9:08.6	+23.3	11
Ski Time		9:20.6	+10.6	6	19:11.2	+37.6	10	28:53.6	+45.7	8	38:52.2	+1:05.5	8	48:00.8	+1:28.8	8
Shooting	0	32.0	+28.0	=40	2	30.0	+29.0	=54	1	33.0	+19.0	=34	1	27.0	+21.0	=33
Range Time		51.4	+8.5	=19	2:51.5	+2:08.9	75	1:55.1	+1:10.1	=54	1:48.5	+1:08.4	41	7:26.5	+3:57.7	56
Course Time		8:29.2	+14.7	7	8:59.1	+20.0	15	8:47.3	0.0	1	9:10.1	+17.0	=10	9:08.6	+23.3	11
24	61	WOLF Alexander										GER	2	52:09.0	+3:46.5	24
Cumulative Time		10:42.3	+1:32.3	52	20:52.4	+1:57.7	29	31:07.7	+2:27.5	16	42:41.3	+3:20.3	25	52:09.0	+3:46.5	24
Loop Time		10:42.3	+1:32.3	52	10:10.1	+36.7	29	10:15.3	+41.0	21	11:33.6	+1:45.7	55	9:27.7	+42.4	36
Ski Time		9:42.3	+32.3	49	19:52.4	+1:18.8	=59	30:07.7	+1:59.8	53	40:41.3	+2:54.6	56	50:09.0	+3:37.0	50
Shooting	1	40.0	+36.0	=78	0	38.0	+37.0	84	0	43.0	+29.0	80	1	38.0	+32.0	=79
Range Time		2:01.6	+1:18.7	67	59.1	+16.5	34	58.5	+13.5	34	2:00.3	+1:20.2	63	5:59.5	+2:30.7	22
Course Time		8:40.7	+26.2	33	9:11.0	+31.9	48	9:16.8	+29.5	34	9:33.3	+40.2	=45	9:27.7	+42.4	36



COMPETITION ANALYSIS / ANALYSE DE LA COMPÉTITION

THU 18 FEB 2010 / JEU 18 FEV 2010 START TIME / DEBUT 13:20 END TIME / FINI A 14:56

Rank	Bib	Name	NOC Code		T													
Loop 1		Loop 2		Loop 3		Loop 4		Loop 5		Result	Behind Rank							
Time	Rank	Time	Rank	Time	Rank	Time	Rank	Time	Rank									
25	2	ANEV Krasimir	BUL		2	52:09.2	+3:46.7	25										
Cumulative Time	9:43.0	+33.0	25	21:56.2	+3:01.5	57	32:14.8	+3:34.6	40	42:38.6	+3:17.6	24	52:09.2	+3:46.7	25			
Loop Time	9:43.0	+33.0	25	12:13.2	+2:39.8	81	10:18.6	+44.3	22	10:23.8	+35.9	15	9:30.6	+45.3	42			
Ski Time	9:43.0	+33.0	=51	19:56.2	+1:22.6	62	30:14.8	+2:06.9	57	40:38.6	+2:51.9	54	50:09.2	+3:37.2	51			
Shooting	0	34.0	+30.0	=53	2	37.0	+36.0	=81	0	36.0	+22.0	=52	0	30.0	+24.0	=59		
Range Time	55.4	+12.5	27	2:58.5	+2:15.9	85	56.5	+11.5	=27	50.5	+10.4	20	5:40.9	+2:12.1	19			
Course Time	8:47.6	+33.1	52	9:14.7	+35.6	=52	9:22.1	+34.8	48	9:33.3	+40.2	=45	9:30.6	+45.3	42	46:28.3	+2:53.1	47
26	40	DEFRASNE Vincent	FRA		3	52:14.9	+3:52.4	26										
Cumulative Time	9:29.8	+19.8	15	20:25.0	+1:30.3	20	32:29.7	+3:49.5	48	42:43.7	+3:22.7	26	52:14.9	+3:52.4	26			
Loop Time	9:29.8	+19.8	15	10:55.2	+1:21.8	45	12:04.7	+2:30.4	76	10:14.0	+26.1	12	9:31.2	+45.9	43			
Ski Time	9:29.8	+19.8	24	19:25.0	+51.4	=27	29:29.7	+1:21.8	24	39:43.7	+1:57.0	26	49:14.9	+2:42.9	27			
Shooting	0	26.0	+22.0	=4	1	52.0	+51.0	88	2	28.0	+14.0	=5	0	18.0	+12.0	3		
Range Time	46.2	+3.3	2	1:45.0	+1:02.4	=40	2:47.6	+2:02.6	72	44.0	+3.9	3	6:02.8	+2:34.0	24			
Course Time	8:43.6	+19.1	42	9:10.2	+31.1	45	9:17.1	+29.8	37	9:30.0	+36.9	38	9:31.2	+45.9	43	46:12.1	+2:36.9	38
27	67	DERYZEMLYA Andriy	UKR		3	52:19.1	+3:56.6	27										
Cumulative Time	9:24.7	+14.7	7	21:11.5	+2:16.8	36	31:12.1	+2:31.9	18	42:30.7	+3:09.7	21	52:19.1	+3:56.6	27			
Loop Time	9:24.7	+14.7	7	11:46.8	+2:13.4	=71	10:00.6	+26.3	10	11:18.6	+1:30.7	40	9:48.4	+1:03.1	61			
Ski Time	9:24.7	+14.7	14	19:11.5	+37.9	11	29:12.1	+1:04.2	11	39:30.7	+1:44.0	18	49:19.1	+2:47.1	28			
Shooting	0	30.0	+26.0	=24	2	31.0	+30.0	=62	0	31.0	+17.0	=16	1	24.0	+18.0	=13		
Range Time	51.9	+9.0	21	2:53.3	+2:10.7	=76	53.3	+8.3	16	1:46.4	+1:06.3	37	6:24.9	+2:56.1	30			
Course Time	8:32.8	+18.3	11	8:53.5	+14.4	10	9:07.3	+20.0	20	9:32.2	+39.1	43	9:48.4	+1:03.1	61	45:54.2	+2:19.0	32
28	56	OS Alexander	NOR		3	52:19.8	+3:57.3	28										
Cumulative Time	9:31.9	+21.9	17	19:21.8	+27.1	4	31:40.4	+3:00.2	27	42:51.1	+3:30.1	27	52:19.8	+3:57.3	28			
Loop Time	9:31.9	+21.9	17	9:49.9	+16.5	=10	12:18.6	+2:44.3	80	11:10.7	+1:22.8	36	9:28.7	+43.4	39			
Ski Time	9:31.9	+21.9	28	19:21.8	+48.2	21	29:40.4	+1:32.5	33	39:51.1	+2:04.4	29	49:19.8	+2:47.8	29			
Shooting	0	34.0	+30.0	=53	0	25.0	+24.0	=18	2	31.0	+17.0	=16	1	28.0	+22.0	=42		
Range Time	52.8	+9.9	24	47.1	+4.5	12	3:06.6	+2:21.6	85	1:50.1	+1:10.0	=48	6:36.6	+3:07.8	40			
Course Time	8:39.1	+24.6	27	9:02.8	+23.7	23	9:12.0	+24.7	27	9:20.6	+27.5	22	9:28.7	+43.4	39	45:43.2	+2:08.0	27
29	39	STEPHAN Christoph	GER		3	52:33.4	+4:10.9	29										
Cumulative Time	10:47.6	+1:37.6	59	20:31.0	+1:36.3	23	30:41.8	+2:01.6	12	43:11.1	+3:50.1	29	52:33.4	+4:10.9	29			
Loop Time	10:47.6	+1:37.6	59	9:43.4	+10.0	6	10:10.8	+36.5	17	12:29.3	+2:41.4	74	9:22.3	+37.0	25			
Ski Time	9:47.6	+37.6	69	19:31.0	+57.4	36	29:41.8	+1:33.9	34	40:11.1	+2:24.4	38	49:33.4	+3:01.4	34			
Shooting	1	34.0	+30.0	=53	0	1.0	0.0	=1	0	41.0	+27.0	=74	2	36.0	+30.0	75		
Range Time	1:54.5	+1:11.6	54	51.1	+8.5	=26	1:01.3	+16.3	40	3:06.7	+2:26.6	81	6:53.6	+3:24.8	45			
Course Time	8:53.1	+38.6	65	8:52.3	+13.2	8	9:09.5	+22.2	23	9:22.6	+29.5	26	9:22.3	+37.0	25	45:39.8	+2:04.6	24
30	47	SOUKUP Jaroslav	CZE		3	52:35.2	+4:12.7	30										
Cumulative Time	9:27.6	+17.6	10	21:25.0	+2:30.3	43	32:44.0	+4:03.8	51	43:12.6	+3:51.6	30	52:35.2	+4:12.7	30			
Loop Time	9:27.6	+17.6	10	11:57.4	+2:24.0	76	11:19.0	+1:44.7	54	10:28.6	+40.7	18	9:22.6	+37.3	26			
Ski Time	9:27.6	+17.6	19	19:25.0	+51.4	=27	29:44.0	+1:36.1	37	40:12.6	+2:25.9	39	49:35.2	+3:03.2	35			
Shooting	0	28.0	+24.0	=8	2	34.0	+33.0	=75	1	32.0	+18.0	=28	0	27.0	+21.0	=33		
Range Time	49.6	+6.7	=9	2:56.6	+2:14.0	82	1:57.3	+1:12.3	64	49.7	+9.6	17	6:33.2	+3:04.4	37			
Course Time	8:38.0	+23.5	25	9:00.8	+21.7	21	9:21.7	+34.4	=46	9:38.9	+45.8	57	9:22.6	+37.3	26	46:02.0	+2:26.8	33
31	23	WINDISCH Markus	ITA		3	52:38.7	+4:16.2	31										
Cumulative Time	9:51.2	+41.2	30	22:52.4	+3:57.7	74	33:06.6	+4:26.4	58	43:19.7	+3:58.7	34	52:38.7	+4:16.2	31			
Loop Time	9:51.2	+41.2	30	13:01.2	+3:27.8	86	10:14.2	+39.9	20	10:13.1	+25.2	11	9:19.0	+33.7	23			
Ski Time	9:51.2	+41.2	73	19:52.4	+1:18.8	=59	30:06.6	+1:58.7	52	40:19.7	+2:33.0	43	49:38.7	+3:06.7	36			
Shooting	0	38.0	+34.0	=74	3	31.0	+30.0	=62	0	31.0	+17.0	=16	0	28.0	+22.0	=42		
Range Time	56.6	+13.7	30	3:53.1	+3:10.5	87	51.2	+6.2	13	48.5	+8.4	13	6:29.4	+3:00.6	33			
Course Time	8:54.6	+40.1	69	9:08.1	+29.0	39	9:23.0	+35.7	49	9:24.6	+31.5	30	9:19.0	+33.7	23	46:09.3	+2:34.1	35
32	10	BAUER Klemen	SLO		3	52:43.9	+4:21.4	32										
Cumulative Time	9:36.0	+26.0	21	21:31.2	+2:36.5	48	31:52.0	+3:11.8	32	43:16.8	+3:55.8	33	52:43.9	+4:21.4	32			
Loop Time	9:36.0	+26.0	21	11:55.2	+2:21.8	74	10:20.8	+46.5	24	11:24.8	+1:36.9	45	9:27.1	+41.8	=33			
Ski Time	9:36.0	+26.0	=37	19:31.2	+57.6	38	29:52.0	+1:44.1	41	40:16.8	+2:30.1	41	49:43.9	+3:11.9	38			
Shooting	0	32.0	+28.0	=40	2	26.0	+25.0	=23	0	30.0	+16.0	=14	1	29.0	+23.0	=54		
Range Time	52.3	+9.4	=22	2:48.6	+2:06.0	73	50.9	+5.9	=10	1:51.1	+1:11.0	54	6:22.9	+2:54.1	28			
Course Time	8:43.7	+29.2	43	9:06.6	+27.5	36	9:29.9	+42.6	57	9:33.7	+40.6	48	9:27.1	+41.8	=33	46:21.0	+2:45.8	45



COMPETITION ANALYSIS / ANALYSE DE LA COMPÉTITION

THU 18 FEB 2010 / JEU 18 FEV 2010 START TIME / DEBUT 13:20 END TIME / FINI A 14:56

Rank	Bib	Name	NOC Code		T													
Loop 1		Loop 2		Loop 3		Loop 4		Loop 5		Result	Behind Rank							
Time	Rank	Time	Rank	Time	Rank	Time	Rank	Time	Rank									
33	66	MATIASKO Marek	SVK		2		52:47.9	+4:25.4	33									
Cumulative Time	9:37.6	+27.6	23	21:01.9	+2:07.2	33	31:29.1	+2:48.9	23	43:16.3	+3:55.3	32	52:47.9	+4:25.4	33			
Loop Time	9:37.6	+27.6	23	11:24.3	+1:50.9	64	10:27.2	+52.9	29	11:47.2	+1:59.3	60	9:31.6	+46.3	44			
Ski Time	9:37.6	+27.6	44	20:01.9	+1:28.3	66	30:29.1	+2:21.2	63	41:16.3	+3:29.6	68	50:47.9	+4:15.9	63			
Shooting	0	34.0	+30.0 =53	1	42.0	+41.0	86	0	35.0	+21.0 =47	1	41.0	+35.0	83	2	2:32.0	+59.0	80
Range Time	55.1	+12.2	26	2:04.6	+1:22.0	71	57.6	+12.6	33	2:03.8	+1:23.7	65	6:01.1	+2:32.3	23			
Course Time	8:42.5	+28.0	37	9:19.7	+40.6	60	9:29.6	+42.3	55	9:43.4	+50.3	63	9:31.6	+46.3	44	46:46.8	+3:11.6	54
34	73	NILSSON Mattias	SWE		3		52:50.1	+4:27.6	34									
Cumulative Time	10:47.4	+1:37.4	58	21:51.8	+2:57.1	56	32:12.8	+3:32.6	39	43:36.8	+4:15.8	41	52:50.1	+4:27.6	34			
Loop Time	10:47.4	+1:37.4	58	11:04.4	+1:31.0	53	10:21.0	+46.7	25	11:24.0	+1:36.1	44	9:13.3	+28.0	15			
Ski Time	9:47.4	+37.4	=67	19:51.8	+1:18.2	58	30:12.8	+2:04.9	56	40:36.8	+2:50.1	53	49:50.1	+3:18.1	42			
Shooting	1	34.0	+30.0 =53	1	25.0	+24.0 =18	0	34.0	+20.0 =40	1	29.0	+23.0 =54	3	2:02.0	+29.0 =44			
Range Time	1:56.3	+1:13.4	59	1:46.7	+1:04.1	43	56.3	+11.3	26	1:50.4	+1:10.3	52	6:29.7	+3:00.9	34			
Course Time	8:51.1	+36.6	58	9:17.7	+38.6	58	9:24.7	+37.4	50	9:33.6	+40.5	47	9:13.3	+28.0	15	46:20.4	+2:45.2	44
35	84	DOSTAL Roman	CZE		3		52:51.4	+4:28.9	35									
Cumulative Time	9:42.6	+32.6	24	21:49.7	+2:55.0	54	32:01.3	+3:21.1	37	43:26.6	+4:05.6	36	52:51.4	+4:28.9	35			
Loop Time	9:42.6	+32.6	24	12:07.1	+2:33.7	79	10:11.6	+37.3	18	11:25.3	+1:37.4	48	9:24.8	+39.5 =27				
Ski Time	9:42.6	+32.6	50	19:49.7	+1:16.1	56	30:01.3	+1:53.4	49	40:26.6	+2:39.9	48	49:51.4	+3:19.4	43			
Shooting	0	33.0	+29.0 =47	2	29.0	+28.0 =48	0	34.0	+20.0 =40	1	38.0	+32.0 =79	3	2:14.0	+41.0	65		
Range Time	52.3	+9.4 =22	2	2:49.9	+2:07.3	74	53.9	+8.9	19	1:59.0	+1:18.9	62	6:35.1	+3:06.3	39			
Course Time	8:50.3	+35.8	56	9:17.2	+38.1	56	9:17.7	+30.4	39	9:26.3	+33.2	35	9:24.8	+39.5 =27	46:16.3	+2:41.1	41	
36	51	SHIPULIN Anton	RUS		3		52:51.7	+4:29.2	36									
Cumulative Time	12:43.0	+3:33.0	86	22:38.7	+3:44.0	69	32:59.8	+4:19.6	56	43:25.5	+4:04.5	35	52:51.7	+4:29.2	36			
Loop Time	12:43.0	+3:33.0	86	9:55.7	+22.3	18	10:21.1	+46.8	26	10:25.7	+37.8	16	9:26.2	+40.9	31			
Ski Time	9:43.0	+33.0 =51	19:38.7	+1:05.1	43	29:59.8	+1:51.9	47	40:25.5	+2:38.8	47	49:51.7	+3:19.7	44				
Shooting	3	35.0	+31.0 =64	0	27.0	+26.0 =28	0	40.0	+26.0 =69	0	28.0	+22.0 =42	3	2:10.0	+37.0 =58			
Range Time	3:55.2	+3:12.3	85	48.4	+5.8	16	1:01.2	+16.2	39	49.3	+9.2	16	6:34.1	+3:05.3	38			
Course Time	8:47.8	+33.3	53	9:07.3	+28.2 =37	9:19.9	+32.6	43	9:36.4	+43.3	53	9:26.2	+40.9	31	46:17.6	+2:42.4	42	
37	37	PIKSONS Edgars	LAT		2		52:52.5	+4:30.0	37									
Cumulative Time	10:51.6	+1:41.6	61	22:11.1	+3:16.4	60	32:49.4	+4:09.2	53	43:15.7	+3:54.7	31	52:52.5	+4:30.0	37			
Loop Time	10:51.6	+1:41.6	61	11:19.5	+1:46.1	61	10:38.3	+1:04.0	36	10:26.3	+38.4	17	9:36.8	+51.5	50			
Ski Time	9:51.6	+41.6	74	20:11.1	+1:37.5	70	30:49.4	+2:41.5	68	41:15.7	+3:29.0	67	50:52.5	+4:20.5	65			
Shooting	1	37.0	+33.0 =70	1	27.0	+26.0 =28	0	40.0	+26.0 =69	0	24.0	+18.0 =13	2	2:08.0	+35.0 =54			
Range Time	1:59.0	+1:16.1	62	1:50.2	+1:07.6 =52	1:01.0	+16.0	38	51.4	+11.3	22	5:41.6	+2:12.8	20				
Course Time	8:52.6	+38.1 =63	9:29.3	+50.2	70	9:37.3	+50.0	65	9:34.9	+41.8	49	9:36.8	+51.5	50	47:10.9	+3:35.7	63	
38	80	de LORENZI Christian	ITA		4		53:03.6	+4:41.1	38									
Cumulative Time	10:22.3	+1:12.3	36	20:19.3	+1:24.6	18	32:22.0	+3:41.8	44	43:35.8	+4:14.8	39	53:03.6	+4:41.1	38			
Loop Time	10:22.3	+1:12.3	36	9:57.0	+23.6	20	12:02.7	+2:28.4	74	11:13.8	+1:25.9	38	9:27.8	+42.5	37			
Ski Time	9:22.3	+12.3	11	19:19.3	+45.7	16	29:22.0	+1:14.1	16	39:35.8	+1:49.1	24	49:03.6	+2:31.6	22			
Shooting	1	35.0	+31.0 =64	0	27.0	+26.0 =28	2	29.0	+15.0 =11	1	24.0	+18.0 =13	4	1:55.0	+22.0 =25			
Range Time	1:53.7	+1:10.8	49	52.7	+10.1	29	2:49.3	+2:04.3	73	1:45.2	+1:05.1	32	7:20.9	+3:52.1	53			
Course Time	8:28.6	+14.1	5	9:04.3	+25.2	28	9:13.4	+26.1	30	9:28.6	+35.5	36	9:27.8	+42.5	37	45:42.7	+2:07.5	26
39	70	SIMMEN Matthias	SUI		4		53:05.7	+4:43.2	39									
Cumulative Time	10:35.4	+1:25.4	46	21:30.3	+2:35.6	46	33:34.3	+4:54.1	65	43:55.1	+4:34.1	45	53:05.7	+4:43.2	39			
Loop Time	10:35.4	+1:25.4	46	10:54.9	+1:21.5	44	12:04.0	+2:29.7	75	10:20.8	+32.9	14	9:10.6	+25.3	12			
Ski Time	9:35.4	+25.4	35	19:30.3	+56.7	35	29:34.3	+1:26.4	28	39:55.1	+2:08.4	31	49:05.7	+2:33.7	24			
Shooting	1	32.0	+28.0 =40	1	32.0	+31.0 =68	2	37.0	+23.0 =63	0	35.0	+29.0 =72	4	2:16.0	+43.0 =68			
Range Time	1:53.1	+1:10.2	45	1:50.1	+1:07.5	51	2:54.7	+2:09.7	77	56.1	+16.0	24	7:34.0	+4:05.2	60			
Course Time	8:42.3	+27.8	35	9:04.8	+25.7	30	9:09.3	+22.0	22	9:24.7	+31.6	31	9:10.6	+25.3	12	45:31.7	+1:56.5	20
40	75	FOURCADE Simon	FRA		4		53:06.2	+4:43.7	40									
Cumulative Time	12:36.4	+3:26.4	83	22:30.0	+3:35.3	65	32:28.6	+3:48.4	47	43:31.9	+4:10.9	38	53:06.2	+4:43.7	40			
Loop Time	12:36.4	+3:26.4	83	9:53.6	+20.2	15	9:58.6	+24.3	9	11:03.3	+1:15.4	31	9:34.3	+49.0	46			
Ski Time	9:36.4	+26.4	=39	19:30.0	+56.4	34	29:28.6	+1:20.7 =22	39:31.9	+1:45.2	19	49:06.2	+2:34.2	25				
Shooting	3	42.0	+38.0	84	0	29.0	+28.0 =48	0	28.0	+14.0 =5	1	19.0	+13.0 =4	4	1:58.0	+25.0 =32		
Range Time	4:02.7	+3:19.8	88	50.0	+7.4	22	48.6	+3.6	5	1:41.2	+1:01.1	29	7:22.5	+3:53.7	54			
Course Time	8:33.7	+19.2	15	9:03.6	+24.5	25	9:10.0	+22.7	24	9:22.1	+29.0	24	9:34.3	+49.0	46	45:43.7	+2:08.5	29



COMPETITION ANALYSIS / ANALYSE DE LA COMPÉTITION

THU 18 FEB 2010 / JEU 18 FEV 2010 START TIME / DEBUT 13:20 END TIME / FINI A 14:56

Rank	Bib	Name	NOC Code		T															
Loop 1		Loop 2		Loop 3		Loop 4		Loop 5		Result	Behind Rank									
Time	Rank	Time	Rank	Time	Rank	Time	Rank	Time	Rank											
41	45	SYMAN Alexandr	BLR		3		53:16.2	+4:53.7	41											
Cumulative Time	11:49.8	+2:39.8	77	21:47.8	+2:53.1	53	33:16.6	+4:36.4	61	43:36.2	+4:15.2	40	53:16.2	+4:53.7	41					
Loop Time	11:49.8	+2:39.8	77	9:58.0	+24.6	22	11:28.8	+1:54.5	=59	10:19.6	+31.7	13	9:40.0	+54.7	54					
Ski Time	9:49.8	+39.8	72	19:47.8	+1:14.2	53	30:16.6	+2:08.7	59	40:36.2	+2:49.5	52	50:16.2	+3:44.2	52					
Shooting	2	40.0	+36.0	=78	0	26.0	+25.0	=23	1	41.0	+27.0	=74	0	28.0	+22.0	=42	3	2:15.0	+42.0	=66
Range Time	3:01.7	+2:18.8	79	47.4	+4.8	=13	2:01.5	+1:16.5	68	49.2	+9.1	15	6:39.8	+3:11.0	42					
Course Time	8:48.1	+33.6	54	9:10.6	+31.5	46	9:27.3	+40.0	52	9:30.4	+37.3	40	9:40.0	+54.7	54	46:36.4	+3:01.2	51		
42	32	FERRY Bjorn	SWE		5		53:16.7	+4:54.2	42											
Cumulative Time	10:30.9	+1:20.9	=41	20:17.2	+1:22.5	15	33:15.7	+4:35.5	60	44:19.3	+4:58.3	51	53:16.7	+4:54.2	42					
Loop Time	10:30.9	+1:20.9	=41	9:46.3	+12.9	8	12:58.5	+3:24.2	86	11:03.6	+1:15.7	32	8:57.4	+12.1	5					
Ski Time	9:30.9	+20.9	=25	19:17.2	+43.6	13	29:15.7	+1:07.8	13	39:19.3	+1:32.6	13	48:16.7	+1:44.7	10					
Shooting	1	30.0	+26.0	=24	0	23.0	+22.0	=7	3	37.0	+23.0	=63	1	26.0	+20.0	=25	5	1:56.0	+23.0	=27
Range Time	1:51.7	+1:08.4	44	43.4	+0.8	2	3:57.5	+3:12.5	87	1:46.6	+1:06.5	38	8:19.2	+4:50.4	70					
Course Time	8:39.2	+24.7	=28	9:02.9	+23.8	24	9:01.0	+13.7	12	9:17.0	+23.9	19	8:57.4	+12.1	5	44:57.5	+1:22.3	12		
43	46	HALLENBARTER Simon	SUI		5		53:18.4	+4:55.9	43											
Cumulative Time	10:22.1	+1:12.1	35	19:57.2	+1:02.5	12	30:53.2	+2:13.0	14	43:53.5	+4:32.5	44	53:18.4	+4:55.9	43					
Loop Time	10:22.1	+1:12.1	35	9:35.1	+1.7	3	10:56.0	+1:21.7	41	13:00.3	+3:12.4	81	9:24.9	+39.6	29					
Ski Time	9:22.1	+12.1	10	18:57.2	+23.6	5	28:53.2	+45.3	7	38:53.5	+1:06.8	9	48:18.4	+1:46.4	11					
Shooting	1	33.0	+29.0	=47	0	24.0	+23.0	=14	1	36.0	+22.0	=52	3	26.0	+20.0	=25	5	1:59.0	+26.0	=35
Range Time	1:53.3	+1:10.4	48	46.4	+3.8	9	1:56.7	+1:11.7	=62	3:49.1	+3:09.0	83	8:25.5	+4:56.7	73					
Course Time	8:28.8	+14.3	6	8:48.7	+9.6	6	8:59.3	+12.0	8	9:11.2	+18.1	14	9:24.9	+39.6	29	44:52.9	+1:17.7	10		
44	43	KOIV Kauri	EST		3		53:22.4	+4:59.9	44											
Cumulative Time	10:41.9	+1:31.9	51	20:38.6	+1:43.9	25	32:16.1	+3:35.9	42	43:41.9	+4:20.9	42	53:22.4	+4:59.9	44					
Loop Time	10:41.9	+1:31.9	51	9:56.7	+23.3	19	11:37.5	+2:03.2	63	11:25.8	+1:37.9	49	9:40.5	+55.2	=55					
Ski Time	9:41.9	+31.9	48	19:38.6	+1:05.0	42	30:16.1	+2:08.2	58	40:41.9	+2:55.2	57	50:22.4	+3:50.4	54					
Shooting	1	36.0	+32.0	=68	0	28.0	+27.0	=40	1	45.0	+31.0	=81	1	27.0	+21.0	=33	3	2:16.0	+43.0	=68
Range Time	1:55.7	+1:12.8	=57	50.7	+8.1	25	2:06.2	+1:21.2	69	1:49.0	+1:08.9	44	6:41.6	+3:12.8	43					
Course Time	8:46.2	+31.7	49	9:06.0	+26.9	35	9:31.3	+44.0	58	9:36.8	+43.7	54	9:40.5	+55.2	=55	46:40.8	+3:05.6	53		
45	21	BURKE Tim	USA		5		53:22.6	+5:00.1	45											
Cumulative Time	10:33.8	+1:23.8	45	21:22.1	+2:27.4	42	31:12.6	+2:32.4	19	44:09.8	+4:48.8	49	53:22.6	+5:00.1	45					
Loop Time	10:33.8	+1:23.8	45	10:48.3	+1:14.9	38	9:50.5	+16.2	6	12:57.2	+3:09.3	79	9:12.8	+27.5	14					
Ski Time	9:33.8	+23.8	33	19:22.1	+48.5	22	29:12.6	+1:04.7	12	39:09.8	+1:23.1	10	48:22.6	+1:50.6	12					
Shooting	1	31.0	+27.0	=30	1	28.0	+27.0	=40	0	31.0	+17.0	=16	3	29.0	+23.0	=54	5	1:59.0	+26.0	=35
Range Time	1:49.8	+1:06.9	38	1:49.1	+1:06.5	47	50.9	+5.9	=10	3:48.7	+3:08.6	82	8:18.5	+4:49.7	69					
Course Time	8:44.0	+29.5	44	8:59.2	+20.1	16	8:59.6	+12.3	=9	9:08.5	+15.4	8	9:12.8	+27.5	14	45:04.1	+1:28.9	15		
46	68	HOFER Lukas	ITA		3		53:23.7	+5:01.2	46											
Cumulative Time	9:29.5	+19.5	14	20:38.8	+1:44.1	26	32:03.4	+3:23.2	38	43:31.2	+4:10.2	37	53:23.7	+5:01.2	46					
Loop Time	9:29.5	+19.5	14	11:09.3	+1:35.9	56	11:24.6	+1:50.3	56	11:27.8	+1:39.9	50	9:52.5	+1:07.2	64					
Ski Time	9:29.5	+19.5	23	19:38.8	+1:05.2	44	30:03.4	+1:55.5	51	40:31.2	+2:44.5	50	50:23.7	+3:51.7	56					
Shooting	0	30.0	+26.0	=24	1	28.0	+27.0	=40	1	34.0	+20.0	=40	1	27.0	+21.0	=33	3	1:59.0	+26.0	=35
Range Time	50.3	+7.4	13	1:51.8	+1:09.2	60	1:54.9	+1:09.9	=51	1:49.4	+1:09.3	47	6:26.4	+2:57.6	31					
Course Time	8:39.2	+24.7	=28	9:17.5	+38.4	57	9:29.7	+42.4	56	9:38.4	+45.3	55	9:52.5	+1:07.2	64	46:57.3	+3:22.1	57		
47	87	MATIASKO Miroslav	SVK		3		53:29.2	+5:06.7	47											
Cumulative Time	10:38.2	+1:28.2	49	21:50.2	+2:55.5	55	32:18.7	+3:38.5	43	43:53.2	+4:32.2	43	53:29.2	+5:06.7	47					
Loop Time	10:38.2	+1:28.2	49	11:12.0	+1:38.6	58	10:28.5	+54.2	30	11:34.5	+1:46.6	56	9:36.0	+50.7	49					
Ski Time	9:38.2	+28.2	45	19:50.2	+1:16.6	57	30:18.7	+2:10.8	61	40:53.2	+3:06.5	60	50:29.2	+3:57.2	57					
Shooting	1	33.0	+29.0	=47	1	28.0	+27.0	=40	0	35.0	+21.0	=47	1	49.0	+43.0	=85	3	2:25.0	+52.0	=77
Range Time	1:54.8	+1:11.9	55	1:50.5	+1:07.9	55	56.5	+11.5	=27	1:51.3	+1:11.2	55	6:33.1	+3:04.3	36					
Course Time	8:43.4	+28.9	=40	9:21.5	+42.4	62	9:32.0	+44.7	59	9:43.2	+50.1	62	9:36.0	+50.7	49	46:56.1	+3:20.9	56		
48	59	VALIULLIN Rustam	BLR		4		53:32.3	+5:09.8	48											
Cumulative Time	10:30.9	+1:20.9	=41	21:31.1	+2:36.4	47	31:50.1	+3:09.9	31	44:04.7	+4:43.7	47	53:32.3	+5:09.8	48					
Loop Time	10:30.9	+1:20.9	=41	11:00.2	+1:26.8	49	10:19.0	+44.7	23	12:14.6	+2:26.7	66	9:27.6	+42.3	35					
Ski Time	9:30.9	+20.9	=25	19:31.1	+57.5	37	29:50.1	+1:42.2	40	40:04.7	+2:18.0	36	49:32.3	+3:00.3	33					
Shooting	1	4.0	0.0	1	1	34.0	+33.0	=75	0	36.0	+22.0	=52	2	38.0	+32.0	=79	4	1:52.0	+19.0	=19
Range Time	1:53.2	+1:10.3	47	1:56.3	+1:13.7	68	1:01.8	+16.8	41	3:00.6	+2:20.5	78	7:51.9	+4:23.1	66					
Course Time	8:37.7	+23.2	24	9:03.9	+24.8	=26	9:17.2	+29.9	38	9:14.0	+20.9	17	9:27.6	+42.3	35	45:40.4	+2:05.2	25		



COMPETITION ANALYSIS / ANALYSE DE LA COMPÉTITION

THU 18 FEB 2010 / JEU 18 FEV 2010 START TIME / DEBUT 13:20 END TIME / FINI A 14:56

Rank	Bib	Name	NOC Code		T													
Loop 1		Loop 2		Loop 3		Loop 4		Loop 5		Result	Behind Rank							
Time	Rank	Time	Rank	Time	Rank	Time	Rank	Time	Rank									
49	88	RUPNIK Vasja	SLO		4	53:49.8	+5:27.3	49										
Cumulative Time	10:36.5	+1:26.5	47	21:46.0	+2:51.3	51	32:59.1	+4:18.9	55	44:24.3	+5:03.3	55	53:49.8	+5:27.3	49			
Loop Time	10:36.5	+1:26.5	47	11:09.5	+1:36.1	57	11:13.1	+1:38.8	51	11:25.2	+1:37.3	47	9:25.5	+40.2	30			
Ski Time	9:36.5	+26.5	41	19:46.0	+1:12.4	51	29:59.1	+1:51.2	46	40:24.3	+2:37.6	47				49:49.8	+3:17.8	41
Shooting	1	29.0	+25.0 =17	1	34.0	+33.0 =75	1	36.0	+22.0 =52	1	49.0	+43.0 =85	4			2:28.0	+55.0	79
Range Time	1:53.1	+1:10.2 =45		1:55.5	+1:12.9	67	1:56.2	+1:11.2	60	1:53.6	+1:13.5	58				7:38.4	+4:09.6	63
Course Time	8:43.4	+28.9 =40		9:14.0	+34.9	50	9:16.9	+29.6	35	9:31.6	+38.5	42	9:25.5	+40.2	30	46:11.4	+2:36.2	37
50	54	CHERVYHKOV Alexandr	KAZ		4	53:53.1	+5:30.6	50										
Cumulative Time	9:44.5	+34.5	26	19:45.2	+50.5	10	29:53.4	+1:13.2	6	44:07.1	+4:46.1	48	53:53.1	+5:30.6	50			
Loop Time	9:44.5	+34.5	26	10:00.7	+27.3	25	10:08.2	+33.9	15	14:13.7	+4:25.8	88	9:46.0	+1:00.7	59			
Ski Time	9:44.5	+34.5	57	19:45.2	+1:11.6	49	29:53.4	+1:45.5	42	40:07.1	+2:20.4	37				49:53.1	+3:21.1	45
Shooting	0	28.0	+24.0 =8	0	27.0	+26.0 =28	0	30.0	+16.0 =14	4	29.0	+23.0 =54	4			1:54.0	+21.0	=22
Range Time	49.6	+6.7 =9		46.3	+3.7	8	49.4	+4.4	6	4:51.5	+4:11.4	88				7:16.8	+3:48.0	50
Course Time	8:54.9	+40.4	71	9:14.4	+35.3	51	9:18.8	+31.5	41	9:22.2	+29.1	25	9:46.0	+1:00.7	59	46:36.3	+3:01.1	50
51	29	FAK Jakov	CRO		4	53:56.0	+5:33.5	51										
Cumulative Time	10:43.2	+1:33.2	53	21:45.5	+2:50.8	50	31:57.8	+3:17.6	36	44:21.4	+5:00.4	52	53:56.0	+5:33.5	51			
Loop Time	10:43.2	+1:33.2	53	11:02.3	+1:28.9	51	10:12.3	+38.0	19	12:23.6	+2:35.7	70	9:34.6	+49.3	48			
Ski Time	9:43.2	+33.2	53	19:45.5	+1:11.9	50	29:57.8	+1:49.9	44	40:21.4	+2:34.7	44				49:56.0	+3:24.0	46
Shooting	1	36.0	+32.0 =68	1	30.0	+29.0 =54	0	28.0	+14.0 =5	2	24.0	+18.0 =13	4			1:58.0	+25.0	=32
Range Time	1:55.7	+1:12.8 =57		1:52.8	+1:10.2	65	50.6	+5.6	9	2:48.1	+2:08.0	68				7:27.2	+3:58.4	57
Course Time	8:47.5	+33.0	51	9:09.5	+30.4	43	9:21.7	+34.4	=46	9:35.5	+42.4	52	9:34.6	+49.3	48	46:28.8	+2:53.6	48
52	81	SEMENOV Serhiy	UKR		3	53:57.5	+5:35.0	52										
Cumulative Time	10:46.1	+1:36.1	57	20:55.0	+2:00.3	30	32:32.3	+3:52.1	49	44:03.7	+4:42.7	46	53:57.5	+5:35.0	52			
Loop Time	10:46.1	+1:36.1	57	10:58.9	+35.5	28	11:37.3	+2:03.0	62	11:31.4	+1:43.5	54	9:53.8	+1:08.5	65			
Ski Time	9:46.1	+36.1	62	19:55.0	+1:21.4	61	30:32.3	+2:24.4	65	41:03.7	+3:17.0	64				50:57.5	+4:25.5	66
Shooting	1	33.0	+29.0 =47	0	30.0	+29.0 =54	1	35.0	+21.0 =47	1	28.0	+22.0 =42	3			2:06.0	+33.0	=48
Range Time	1:54.1	+1:11.2	53	45.7	+3.1	7	1:56.5	+1:11.5	61	1:50.5	+1:10.4	53				6:26.8	+2:58.0	32
Course Time	8:52.0	+37.5	60	9:23.2	+44.1	65	9:40.8	+53.5	68	9:40.9	+47.8	58	9:53.8	+1:08.5	65	47:30.7	+3:55.5	66
53	24	PUURUNEN Paavo	FIN		4	54:03.5	+5:41.0	53										
Cumulative Time	10:36.7	+1:26.7	48	21:59.1	+3:04.4	58	32:28.0	+3:47.8	46	44:45.1	+5:24.1	57	54:03.5	+5:41.0	53			
Loop Time	10:36.7	+1:26.7	48	11:22.4	+1:49.0	63	10:28.9	+54.6	31	12:17.1	+2:29.2	67	9:18.4	+33.1	20			
Ski Time	9:36.7	+26.7	42	19:59.1	+1:25.5	64	30:28.0	+2:20.1	62	40:45.1	+2:58.4	58				50:03.5	+3:31.5	48
Shooting	1	40.0	+36.0 =78	1	30.0	+29.0 =54	0	40.0	+26.0 =69	2	28.0	+22.0 =42	4			2:18.0	+45.0	=72
Range Time	1:59.6	+1:16.7	63	1:51.6	+1:09.0	58	1:00.4	+15.4	37	2:51.9	+2:11.8	73				7:43.5	+4:14.7	64
Course Time	8:37.1	+22.6	22	9:30.8	+51.7	71	9:28.5	+41.2	54	9:25.2	+32.1	33	9:18.4	+33.1	20	46:20.0	+2:44.8	43
54	53	VIILLERMOZ Rene Laurent	ITA		4	54:19.7	+5:57.2	54										
Cumulative Time	9:29.4	+19.4	13	20:26.1	+1:31.4	21	31:55.5	+3:15.3	35	44:23.8	+5:02.8	54	54:19.7	+5:57.2	54			
Loop Time	9:29.4	+19.4	13	10:56.7	+1:23.3	46	11:29.4	+1:55.1	61	12:28.3	+2:40.4	73	9:55.9	+1:10.6	67			
Ski Time	9:29.4	+19.4	22	19:26.1	+52.5	31	29:55.5	+1:47.6	43	40:23.8	+2:37.1	45				50:19.7	+3:47.7	53
Shooting	0	29.0	+25.0 =17	1	24.0	+23.0 =14	1	33.0	+19.0 =34	2	26.0	+20.0 =25	4			1:52.0	+19.0	=19
Range Time	49.2	+6.3	8	1:45.8	+1:03.2	42	1:55.5	+1:10.5	56	2:49.6	+2:09.5	=69				7:20.1	+3:51.3	52
Course Time	8:40.2	+25.7	32	9:10.9	+31.8	47	9:33.9	+46.6	61	9:38.7	+45.6	56	9:55.9	+1:10.6	67	46:59.6	+3:24.4	58
55	74	WEGER Benjamin	SUI		5	54:20.3	+5:57.8	55										
Cumulative Time	10:32.6	+1:22.6	44	21:20.5	+2:25.8	40	33:30.5	+4:50.3	63	44:51.0	+5:30.0	58	54:20.3	+5:57.8	55			
Loop Time	10:32.6	+1:22.6	44	10:47.9	+1:14.5	37	12:10.0	+2:35.7	77	11:20.5	+1:32.6	42	9:29.3	+44.0	41			
Ski Time	9:32.6	+22.6	30	19:20.5	+46.9	=18	29:30.5	+1:22.6	26	39:51.0	+2:04.3	28				49:20.3	+2:48.3	30
Shooting	1	37.0	+33.0 =70	1	26.0	+25.0 =23	2	35.0	+21.0 =47	1	28.0	+22.0 =42	5			2:06.0	+33.0	=48
Range Time	1:58.4	+1:15.5	61	1:49.0	+1:06.4	46	2:56.9	+2:11.9	79	1:50.3	+1:10.2	=50				8:34.6	+5:05.8	78
Course Time	8:34.2	+19.7	18	8:58.9	+19.8	14	9:13.1	+25.8	28	9:30.2	+37.1	39	9:29.3	+44.0	41	45:45.7	+2:10.5	30
56	38	ANTILA Timo	FIN		5	54:22.7	+6:00.2	56										
Cumulative Time	10:45.4	+1:35.4	55	21:46.2	+2:51.5	52	32:46.3	+4:06.1	52	45:00.5	+5:39.5	62	54:22.7	+6:00.2	56			
Loop Time	10:45.4	+1:35.4	55	11:00.8	+1:27.4	50	11:00.1	+1:25.8	43	12:14.2	+2:26.3	64	9:22.2	+36.9	24			
Ski Time	9:45.4	+35.4	58	19:46.2	+1:12.6	52	29:46.3	+1:38.4	39	40:00.5	+2:13.8	33				49:22.7	+2:50.7	32
Shooting	1	34.0	+30.0 =53	1	1.0	0.0 =1	1	36.0	+22.0 =52	2	28.0	+22.0 =42	5			1:39.0	+6.0	3
Range Time	1:53.8	+1:10.9 =50		1:52.0	+1:09.4	61	1:56.0	+1:11.0	59	2:50.4	+2:10.3	71				8:32.2	+5:03.4	76
Course Time	8:51.6	+37.1	59	9:08.8	+29.7	41	9:04.1	+16.8	18	9:23.8	+30.7	28	9:22.2	+36.9	24	45:50.5	+2:15.3	31



COMPETITION ANALYSIS / ANALYSE DE LA COMPÉTITION

THU 18 FEB 2010 / JEU 18 FEV 2010 START TIME / DEBUT 13:20 END TIME / FINI A 14:56

Rank	Bib	Name	NOC Code		T																
Loop 1		Loop 2		Loop 3		Loop 4		Loop 5		Result	Behind Rank										
Time	Rank	Time	Rank	Time	Rank	Time	Rank	Time	Rank												
57	42	BAILEY Lowell	USA		4		54:23.1	+6:00.6	57												
Cumulative Time	9:30.9	+20.9	16	21:41.4	+2:46.7	49	33:10.2	+4:30.0	59	44:40.1	+5:19.1	56	54:23.1	+6:00.6	57						
Loop Time	9:30.9	+20.9	16	12:10.5	+2:37.1	80	11:28.8	+1:54.5	=59	11:29.9	+1:42.0	52	9:43.0	+57.7	57						
Ski Time	9:30.9	+20.9	=25	19:41.4	+1:07.8	46	30:10.2	+2:02.3	54	40:40.1	+2:53.4	55									
Shooting	0	31.0	+27.0	=30	2	27.0	+26.0	=28	1	34.0	+20.0	=40	1	23.0	+17.0	=10	4	1:55.0	+22.0	=25	
Range Time		51.1	+8.2	18	2:48.1	+2:05.5	72	1:54.4	+1:09.4	50	1:46.1	+1:06.0	36					7:19.7	+3:50.9	51	
Course Time		8:39.8	+25.3	31	9:22.4	+43.3	=63	9:34.4	+47.1	62	9:43.8	+50.7	64	9:43.0	+57.7	57			47:03.4	+3:28.2	59
58	76	ABRAMENKO Evgeny	BLR		2		54:24.8	+6:02.3	58												
Cumulative Time	9:48.7	+38.7	29	21:16.5	+2:21.8	38	32:25.3	+3:45.1	45	44:21.8	+5:00.8	53									
Loop Time	9:48.7	+38.7	29	11:27.8	+1:54.4	66	11:08.8	+1:34.5	47	11:56.5	+2:08.6	61	10:03.0	+1:17.7	73						
Ski Time	9:48.7	+38.7	71	20:16.5	+1:42.9	72	31:25.3	+3:17.4	78	42:21.8	+4:35.1	77									
Shooting	0	28.0	+24.0	=8	1	45.0	+44.0	87	0	33.0	+19.0	=34	1	26.0	+20.0	=25	2	2:12.0	+39.0	=62	
Range Time		47.9	+5.0	3	1:52.6	+1:10.0	63	54.2	+9.2	20	1:47.3	+1:07.2	39					5:22.0	+1:53.2	14	
Course Time		9:00.8	+46.3	77	9:35.2	+56.1	76	10:14.6	+1:27.3	84	10:09.2	+1:16.1	81	10:03.0	+1:17.7	73			49:02.8	+5:27.6	80
59	55	SZCZUREK Lukasz	POL		3		54:36.7	+6:14.2	59												
Cumulative Time	10:54.0	+1:44.0	62	21:12.7	+2:18.0	37	32:56.3	+4:16.1	54	44:57.2	+5:36.2	60									
Loop Time	10:54.0	+1:44.0	62	10:18.7	+45.3	30	11:43.6	+2:09.3	66	12:00.9	+2:13.0	62	9:39.5	+54.2	52						
Ski Time	9:54.0	+44.0	75	20:12.7	+1:39.1	71	30:56.3	+2:48.4	70	41:57.2	+4:10.5	73									
Shooting	1	41.0	+37.0	=82	0	31.0	+30.0	=62	1	54.0	+40.0	86	1	34.0	+28.0	=69	3	2:40.0	+1:07.0	84	
Range Time		2:01.5	+1:18.6	66	54.5	+11.9	32	2:01.3	+1:16.3	=66	1:57.0	+1:16.9	60					6:54.3	+3:25.5	46	
Course Time		8:52.5	+38.0	62	9:24.2	+45.1	67	9:42.3	+55.0	70	10:03.9	+1:10.8	76	9:39.5	+54.2	52			47:42.4	+4:07.2	68
60	69	JAY Vincent	FRA		4		54:37.5	+6:15.0	60												
Cumulative Time	10:19.2	+1:09.2	33	21:21.7	+2:27.0	41	31:43.7	+3:03.5	28	44:13.4	+4:52.4	50									
Loop Time	10:19.2	+1:09.2	33	11:02.5	+1:29.1	52	10:22.0	+47.7	27	12:29.7	+2:41.8	75	10:24.1	+1:38.8	83						
Ski Time	9:19.2	+9.2	5	19:21.7	+48.1	20	29:43.7	+1:35.8	36	40:13.4	+2:26.7	40									
Shooting	1	28.0	+24.0	=8	1	28.0	+27.0	=40	0	28.0	+14.0	=5	2	24.0	+18.0	=13	4	1:48.0	+15.0	13	
Range Time		1:47.6	+1:04.7	33	1:49.2	+1:06.6	48	48.3	+3.3	3	2:45.2	+2:05.1	67					7:10.3	+3:41.5	48	
Course Time		8:31.6	+17.1	9	9:13.3	+34.2	49	9:33.7	+46.4	60	9:44.5	+51.4	65	10:24.1	+1:38.8	83			47:27.2	+3:52.0	65
61	52	BERGMAN Carl Johan	SWE		5		54:44.1	+6:21.6	61												
Cumulative Time	11:43.4	+2:33.4	71	22:33.1	+3:38.4	66	33:02.8	+4:22.6	57	45:17.2	+5:56.2	65									
Loop Time	11:43.4	+2:33.4	71	10:49.7	+1:16.3	41	10:29.7	+55.4	32	12:14.4	+2:26.5	65	9:26.9	+41.6	32						
Ski Time	9:43.4	+33.4	54	19:33.1	+59.5	40	30:02.8	+1:54.9	50	40:17.2	+2:30.5	42									
Shooting	2	30.0	+26.0	=24	1	23.0	+22.0	=7	0	31.0	+17.0	=16	2	21.0	+15.0	=6	5	1:45.0	+12.0	8	
Range Time		2:51.2	+2:08.3	71	1:44.2	+1:01.6	39	53.5	+8.5	18	2:43.5	+2:03.4	66					8:12.4	+4:43.6	67	
Course Time		8:52.2	+37.7	61	9:05.5	+26.4	=32	9:36.2	+48.9	64	9:30.9	+37.8	41	9:26.9	+41.6	32			46:31.7	+2:56.5	49
62	50	MARIC Janez	SLO		5		54:46.4	+6:23.9	62												
Cumulative Time	10:23.6	+1:13.6	37	22:22.4	+3:27.7	=61	33:36.1	+4:55.9	66	45:01.2	+5:40.2	63									
Loop Time	10:23.6	+1:13.6	37	11:58.8	+2:25.4	77	11:13.7	+1:39.4	52	11:25.1	+1:37.2	46	9:45.2	+59.9	58						
Ski Time	9:23.6	+13.6	13	19:22.4	+48.8	23	29:36.1	+1:28.2	30	40:01.2	+2:14.5	35									
Shooting	1	32.0	+28.0	=40	2	30.0	+29.0	=54	1	38.0	+24.0	66	1	30.0	+24.0	=59	5	2:10.0	+37.0	=58	
Range Time		1:51.3	+1:08.4	43	2:53.3	+2:10.7	=76	1:56.7	+1:11.7	=62	1:52.7	+1:12.6	56					8:34.0	+5:05.2	77	
Course Time		8:32.3	+17.8	10	9:05.5	+26.4	=32	9:17.0	+29.7	36	9:32.4	+39.3	44	9:45.2	+59.9	58			46:12.4	+2:37.2	39
63	44	KLETCHEROV Michail	BUL		3		54:54.6	+6:32.1	63												
Cumulative Time	11:06.2	+1:56.2	65	22:26.5	+3:31.8	64	34:13.9	+5:33.7	70	44:54.7	+5:33.7	59									
Loop Time	11:06.2	+1:56.2	65	11:20.3	+1:46.9	62	11:47.4	+2:13.1	68	10:40.8	+52.9	21	9:59.9	+1:14.6	71						
Ski Time	10:06.2	+56.2	80	20:26.5	+1:52.9	77	31:13.9	+3:06.0	75	41:54.7	+4:08.0	72									
Shooting	1	32.0	+28.0	=40	1	21.0	+20.0	=3	1	29.0	+15.0	=11	0	22.0	+16.0	=8	3	1:44.0	+11.0	=5	
Range Time		1:49.2	+1:06.3	36	1:42.8	+1:00.2	37	1:55.1	+1:10.1	=54	44.6	+4.5	6					6:11.7	+2:42.9	25	
Course Time		9:17.0	+1:02.5	83	9:37.5	+58.4	78	9:52.3	+1:05.0	76	9:56.2	+1:03.1	73	9:59.9	+1:14.6	71			48:42.9	+5:07.7	76
64	7	SAVITSKIY Yan	KAZ		5		55:07.3	+6:44.8	64												
Cumulative Time	9:34.2	+24.2	20	20:23.0	+1:28.3	19	32:38.2	+3:58.0	50	44:58.0	+5:37.0	61									
Loop Time	9:34.2	+24.2	20	10:48.8	+1:15.4	39	12:15.2	+2:40.9	79	12:19.8	+2:31.9	69	10:09.3	+1:24.0	77						
Ski Time	9:34.2	+24.2	34	19:23.0	+49.4	25	29:38.2	+1:30.3	32	39:58.0	+2:11.3	32									
Shooting	0	31.0	+27.0	=30	1	28.0	+27.0	=40	2	39.0	+25.0	=67	2	28.0	+22.0	=42	5	2:06.0	+33.0	=48	
Range Time		50.9	+8.0	17	1:49.3	+1:06.7	=49	2:58.6	+2:13.6	80	2:50.8	+2:10.7	72					8:29.6	+5:00.8	75	
Course Time		8:43.3	+28.8	39	8:59.5	+20.4	18	9:16.6	+29.3	33	9:29.0	+35.9	37	10:09.3	+1:24.0	77			46:37.7	+3:02.5	52



COMPETITION ANALYSIS / ANALYSE DE LA COMPÉTITION

THU 18 FEB 2010 / JEU 18 FEV 2010 START TIME / DEBUT 13:20 END TIME / FINI A 14:56

Rank	Bib	Name	NOC Code		T													
Loop 1		Loop 2		Loop 3		Loop 4		Loop 5		Result	Behind Rank							
Time	Rank	Time	Rank	Time	Rank	Time	Rank	Time	Rank									
65	64	LESSING Roland	EST		5		55:29.8	+7:07.3	65									
Cumulative Time	12:41.2	+3:31.2	85	22:48.5	+3:53.8	72	33:58.9	+5:18.7	68	45:33.7	+6:12.7	66	55:29.8	+7:07.3	65			
Loop Time	12:41.2	+3:31.2	85	10:07.3	+3:39.9	26	11:10.4	+1:36.1	50	11:34.8	+1:46.9	57	9:56.1	+1:10.8	68			
Ski Time	9:41.2	+3:12.2	46	19:48.5	+1:14.9	54	29:58.9	+1:51.0	45	40:33.7	+2:47.0	51						
Shooting	3	29.0	+25.0 =17	0	26.0	+25.0 =23	1	31.0	+17.0 =16	1	25.0	+19.0 =20	5	1:51.0	+18.0	18		
Range Time	3:50.4	+3:07.5	83	49.5	+6.9	21	1:54.0	+1:09.0	49	1:49.2	+1:09.1	=45						
Course Time	8:50.8	+36.3	57	9:17.8	+38.7	59	9:16.4	+29.1	32	9:45.6	+52.5	66	9:56.1	+1:10.8	68	47:06.7	+3:31.5	60
66	31	JACKSON Lee-Steve	GBR		4		55:37.5	+7:15.0	66									
Cumulative Time	11:00.3	+1:50.3	64	23:26.6	+4:31.9	82	35:04.5	+6:24.3	79	45:47.2	+6:26.2	68	55:37.5	+7:15.0	66			
Loop Time	11:00.3	+1:50.3	64	12:26.3	+2:52.9	84	11:37.9	+2:03.6	64	10:42.7	+5:48.2	22	9:50.3	+1:05.0	62			
Ski Time	10:00.3	+50.3	79	20:26.6	+1:53.0	78	31:04.5	+2:56.6	73	41:47.2	+4:00.5	71						
Shooting	1	30.0	+26.0 =24	2	32.0	+31.0 =68	1	36.0	+22.0 =52	0	34.0	+28.0 =69	4	2:12.0	+39.0 =62			
Range Time	1:50.3	+1:07.4	40	2:53.4	+2:10.8	78	1:55.9	+1:10.9	=57	56.4	+16.3	25						
Course Time	9:10.0	+55.5	80	9:32.9	+53.8	72	9:42.0	+54.7	69	9:46.3	+53.2	67	9:50.3	+1:05.0	62	48:01.5	+4:26.3	70
67	71	VITEK Zdenek	CZE		6		55:41.2	+7:18.7	67									
Cumulative Time	11:36.4	+2:26.4	70	22:44.3	+3:49.6	71	33:42.6	+5:02.4	67	46:00.7	+6:39.7	70	55:41.2	+7:18.7	67			
Loop Time	11:36.4	+2:26.4	70	11:07.9	+1:34.5	55	10:58.3	+1:24.0	42	12:18.1	+2:30.2	68	9:40.5	+55.2 =55				
Ski Time	9:36.4	+26.4 =39		19:44.3	+1:10.7	48	29:42.6	+1:34.7	35	40:00.7	+2:14.0	34						
Shooting	2	32.0	+28.0 =40	1	29.0	+28.0 =48	1	36.0	+22.0 =52	2	31.0	+25.0 =64	6	2:08.0	+35.0 =54			
Range Time	2:53.7	+2:10.8	74	1:51.7	+1:09.1	59	1:55.9	+1:10.9	=57	2:53.0	+2:12.9	75						
Course Time	8:42.7	+28.2	38	9:16.2	+37.1	55	9:02.4	+15.1	17	9:25.1	+32.0	32	9:40.5	+55.2 =55		46:06.9	+2:31.7	34
68	19	SEDNEV Serguei	UKR		4		55:47.1	+7:24.6	68									
Cumulative Time	9:45.9	+35.9	28	22:57.2	+4:02.5	76	33:31.2	+4:51.0	64	45:02.0	+5:41.0	64	55:47.1	+7:24.6	68			
Loop Time	9:45.9	+35.9	28	13:11.3	+3:37.9	87	10:34.0	+59.7	35	11:30.8	+1:42.9	53	10:45.1	+1:59.8	88			
Ski Time	9:45.9	+35.9	61	19:57.2	+1:23.6	63	30:31.2	+2:23.3	64	41:02.0	+3:15.3	62						
Shooting	0	28.0	+24.0 =8	3	27.0	+26.0 =28	0	33.0	+19.0 =34	1	26.0	+20.0 =25	4	1:54.0	+21.0 =22			
Range Time	51.4	+8.5 =19		3:50.8	+3:08.2	86	54.3	+9.3 =21		1:48.9	+1:08.8	43						
Course Time	8:54.5	+40.0	68	9:20.5	+41.4	61	9:39.7	+52.4	67	9:41.9	+48.8	60	10:45.1	+1:59.8	88	48:21.7	+4:46.5	72
69	57	TRIFONOV Alexandr	KAZ		4		55:53.1	+7:30.6	69									
Cumulative Time	11:47.0	+2:37.0	75	23:05.2	+4:10.5	77	34:51.3	+6:11.1	74	45:41.6	+6:20.6	67	55:53.1	+7:30.6	69			
Loop Time	11:47.0	+2:37.0	75	11:18.2	+1:44.8	60	11:46.1	+2:11.8	67	10:50.3	+1:02.4	27	10:11.5	+1:26.2	78			
Ski Time	9:47.0	+37.0	66	20:05.2	+1:31.6	67	30:51.3	+2:43.4	69	41:41.6	+3:54.9	70						
Shooting	2	28.0	+24.0 =8	1	23.0	+22.0 =7	1	25.0	+11.0 =2	0	24.0	+18.0 =13	4	1:40.0	+7.0	4		
Range Time	2:47.9	+2:05.0	69	1:45.0	+1:02.4	=40	1:53.4	+1:08.4	47	45.7	+5.6	7						
Course Time	8:59.1	+44.6	75	9:33.2	+54.1	73	9:52.7	+1:05.4	77	10:04.6	+1:11.5	77	10:11.5	+1:26.2	78	48:41.1	+5:05.9	75
70	62	LIBIETIS Kristaps	LAT		3		56:02.4	+7:39.9	70									
Cumulative Time	12:11.3	+3:01.3	79	22:50.2	+3:55.5	73	34:52.4	+6:12.2	75	45:50.1	+6:29.1	69	56:02.4	+7:39.9	70			
Loop Time	12:11.3	+3:01.3	79	10:38.9	+1:05.3	33	12:02.2	+2:27.9	73	10:57.7	+1:09.8	29	10:12.3	+1:27.0	80			
Ski Time	10:11.3	+1:01.3	81	20:50.2	+2:16.6	81	31:52.4	+3:44.5	82	42:50.1	+5:03.4	82						
Shooting	2	39.0	+35.0 =76	0	27.0	+26.0 =28	1	45.0	+31.0 =81	0	34.0	+28.0 =69	3	2:25.0	+52.0 =77			
Range Time	2:58.3	+2:15.4	77	51.1	+8.5 =26		2:06.6	+1:21.6	70	56.8	+16.7	26						
Course Time	9:13.0	+58.5	81	9:47.8	+1:08.7	82	9:55.6	+1:08.3	78	10:00.9	+1:07.8	75	10:12.3	+1:27.0	80	49:09.6	+5:34.4	82
71	30	LEE In-Bok	KOR		4		56:24.5	+8:02.0	71									
Cumulative Time	11:46.8	+2:36.8	74	22:35.8	+3:41.1	68	33:27.8	+4:47.6	62	46:17.1	+6:56.1	72	56:24.5	+8:02.0	71			
Loop Time	11:46.8	+2:36.8	74	10:49.0	+1:15.6	40	10:52.0	+1:17.7	40	12:49.3	+3:01.4	77	10:07.4	+1:22.1	75			
Ski Time	9:46.8	+36.8	65	20:35.8	+2:02.2	80	31:27.8	+3:19.9	80	42:17.1	+4:30.4	76						
Shooting	2	31.0	+27.0 =30	0	28.0	+27.0 =40	0	31.0	+17.0 =16	2	30.0	+24.0 =59	4	2:00.0	+27.0 =39			
Range Time	2:53.5	+2:10.6	73	49.3	+6.7	20	53.4	+8.4	17	2:53.5	+2:13.4	76						
Course Time	8:53.3	+38.8	67	9:59.7	+1:20.6	84	9:58.6	+1:11.3	79	9:55.8	+1:02.7	71	10:07.4	+1:22.1	75	48:54.8	+5:19.6	79
72	79	KENESHEV Dias	KAZ		4		56:27.0	+8:04.5	72									
Cumulative Time	10:45.5	+1:35.5	56	21:25.2	+2:30.5	44	32:15.8	+3:35.6	41	46:22.6	+7:01.6	73	56:27.0	+8:04.5	72			
Loop Time	10:45.5	+1:35.5	56	10:39.7	+1:06.3	34	10:50.6	+1:16.3	38	14:06.8	+4:18.9	87	10:04.4	+1:19.1	74			
Ski Time	9:45.5	+35.5	59	20:25.2	+1:51.6	76	31:15.8	+3:07.9	77	42:22.6	+4:35.9	78						
Shooting	1	40.0	+36.0 =78	0	39.0	+38.0 =85	0	42.0	+28.0 =76	3	49.0	+43.0 =85	4	2:50.0	+1:17.0	86		
Range Time	2:00.2	+1:17.3	64	1:05.3	+22.7	35	1:02.9	+17.9	42	4:11.4	+3:31.3	87						
Course Time	8:45.3	+30.8	47	9:34.4	+55.3	75	9:47.7	+1:00.4	=74	9:55.4	+1:02.3	69	10:04.4	+1:19.1	74	48:07.2	+4:32.0	71



COMPETITION ANALYSIS / ANALYSE DE LA COMPÉTITION

THU 18 FEB 2010 / JEU 18 FEV 2010 START TIME / DEBUT 13:20 END TIME / FINI A 14:56

Rank	Bib	Name	NOC Code		T																
Loop 1		Loop 2		Loop 3		Loop 4		Loop 5		Result	Behind Rank										
Time	Rank	Time	Rank	Time	Rank	Time	Rank	Time	Rank												
73	14	DUMBRIS Kaspars	LAT		5		56:30.1		+8:07.6		73										
Cumulative Time	11:59.9	+2:49.9	78	22:07.3	+3:12.6	59	34:56.4	+6:16.2	76	46:37.9	+7:16.9	74	56:30.1	+8:07.6	73						
Loop Time	11:59.9	+2:49.9	78	10:07.4	+34.0	27	12:49.1	+3:14.8	83	11:41.5	+1:53.6	59	9:52.2	+1:06.9	63						
Ski Time	9:59.9	+49.9	78	20:07.3	+1:33.7	68	30:56.4	+2:48.5	71	41:37.9	+3:51.2	69									
Shooting	2	43.0	+39.0	=85	0	22.0	+21.0	=5	2	40.0	+26.0	=69	1	23.0	+17.0	=10	5	2:08.0	+35.0	=54	
Range Time	3:04.4	+2:21.5	80	45.0	+2.4	5	3:02.9	+2:17.9	82	1:45.6	+1:05.5	34						8:37.9	+5:09.1	79	
Course Time	8:55.5	+41.0	=72	9:22.4	+43.3	=63	9:46.2	+58.9	73	9:55.9	+1:02.8	72	9:52.2	+1:06.9	63	47:52.2	+4:17.0	69			
74	78	BRICIS Ilmars	LAT		6		56:33.9		+8:11.4		74										
Cumulative Time	12:43.6	+3:33.6	87	23:49.1	+4:54.4	84	35:17.8	+6:37.6	81	46:45.9	+7:24.9	75	56:33.9	+8:11.4	74						
Loop Time	12:43.6	+3:33.6	87	11:05.5	+1:32.1	54	11:28.7	+1:54.4	58	11:28.1	+1:40.2	51	9:48.0	+1:02.7	60						
Ski Time	9:43.6	+33.6	55	19:49.1	+1:15.5	55	30:17.8	+2:09.9	60	40:45.9	+2:59.2	59									
Shooting	3	34.0	+30.0	=53	1	28.0	+27.0	=40	1	39.0	+25.0	=67	1	30.0	+24.0	=59	6	2:11.0	+38.0	61	
Range Time	3:58.9	+3:16.0	86	1:50.8	+1:08.2	56	2:01.3	+1:16.3	=66	1:53.0	+1:12.9	57						9:44.0	+6:15.2	83	
Course Time	8:44.7	+30.2	45	9:14.7	+35.6	=52	9:27.4	+40.1	53	9:35.1	+42.0	=50	9:48.0	+1:02.7	60	46:49.9	+3:14.7	55			
75	63	DOKL Peter	SLO		2		56:41.9		+8:19.4		75										
Cumulative Time	12:20.4	+3:10.4	80	23:17.5	+4:22.8	79	34:37.5	+5:57.3	72	46:00.9	+6:39.9	71	56:41.9	+8:19.4	75						
Loop Time	12:20.4	+3:10.4	80	10:57.1	+1:23.7	47	11:20.0	+1:45.7	55	11:23.4	+1:35.5	43	10:41.0	+1:55.7	85						
Ski Time	10:20.4	+1:10.4	84	21:17.5	+2:43.9	85	32:37.5	+4:29.6	87	44:00.9	+6:14.2	87									
Shooting	2	35.0	+31.0	=64	0	25.0	+24.0	=18	0	36.0	+22.0	=52	2	26.0	+20.0	=25	2	2:02.0	+29.0	=44	
Range Time	2:59.4	+2:16.5	78	50.4	+7.8	23	59.8	+14.8	36	48.4	+8.3	12						5:38.0	+2:09.2	18	
Course Time	9:21.0	+1:06.5	85	10:06.7	+1:27.6	87	10:20.2	+1:32.9	86	10:35.0	+1:41.9	86	10:41.0	+1:55.7	85	51:03.9	+7:28.7	87			
76	58	HAKKINEN Jay	USA		7		57:01.8		+8:39.3		76										
Cumulative Time	11:46.5	+2:36.5	72	22:39.4	+3:44.7	70	35:00.4	+6:20.2	77	47:27.8	+8:06.8	79	57:01.8	+8:39.3	76						
Loop Time	11:46.5	+2:36.5	72	10:52.9	+1:19.5	43	12:21.0	+2:46.7	81	12:27.4	+2:39.5	72	9:34.0	+48.7	45						
Ski Time	9:46.5	+36.5	63	19:39.4	+1:05.8	45	30:00.4	+1:52.5	48	40:27.8	+2:41.1	49									
Shooting	2	11.0	+7.0	2	1	24.0	+23.0	=14	2	42.0	+28.0	=76	2	30.0	+24.0	=59	7	1:47.0	+14.0	=11	
Range Time	2:57.9	+2:15.0	76	1:47.3	+1:04.7	=44	3:02.6	+2:17.6	81	2:52.3	+2:12.2	74						10:40.1	+7:11.3	84	
Course Time	8:48.6	+34.1	55	9:05.6	+26.5	34	9:18.4	+31.1	40	9:35.1	+42.0	=50	9:34.0	+48.7	45	46:21.7	+2:46.5	46			
77	82	LINDSTROM Fredrik	SWE		4		57:29.8		+9:07.3		77										
Cumulative Time	10:48.6	+1:38.6	60	23:10.2	+4:15.5	78	34:11.3	+5:31.1	69	46:48.4	+7:27.4	76	57:29.8	+9:07.3	77						
Loop Time	10:48.6	+1:38.6	60	12:21.6	+2:48.2	82	11:01.1	+1:26.8	45	12:37.1	+2:49.2	76	10:41.4	+1:56.1	86						
Ski Time	9:48.6	+38.6	70	20:10.2	+1:36.6	69	31:11.3	+3:03.4	74	42:48.4	+5:01.7	81									
Shooting	1	33.0	+29.0	=47	2	33.0	+32.0	=73	0	34.0	+20.0	=40	1	6.0	0.0	1	4	1:46.0	+13.0	=9	
Range Time	1:53.9	+1:11.0	52	2:54.0	+2:11.4	79	57.2	+12.2	32	1:50.1	+1:10.0	=48						7:35.2	+4:06.4	61	
Course Time	8:54.7	+40.2	70	9:27.6	+48.5	69	10:03.9	+1:16.6	82	10:47.0	+1:53.9	88	10:41.4	+1:56.1	86	49:54.6	+6:19.4	85			
78	15	ALMOUKOV Alexei	AUS		4		57:37.6		+9:15.1		78										
Cumulative Time	11:23.6	+2:13.6	68	23:19.7	+4:25.0	81	36:30.1	+7:49.9	86	47:24.2	+8:03.2	78	57:37.6	+9:15.1	78						
Loop Time	11:23.6	+2:13.6	68	11:56.1	+2:22.7	75	13:10.4	+3:36.1	88	10:54.1	+1:06.2	28	10:13.4	+1:28.1	81						
Ski Time	10:23.6	+1:13.6	85	21:19.7	+2:46.1	87	32:30.1	+4:22.2	84	43:24.2	+5:37.5	84									
Shooting	1	41.0	+37.0	=82	1	30.0	+29.0	=54	2	42.0	+28.0	=76	0	27.0	+21.0	=33	4	2:20.0	+47.0	74	
Range Time	2:01.0	+1:18.1	65	1:52.7	+1:10.1	64	3:03.2	+2:18.2	83	48.9	+8.8	14						7:45.8	+4:17.0	65	
Course Time	9:22.6	+1:08.1	86	10:03.4	+1:24.3	85	10:07.2	+1:19.9	83	10:05.2	+1:12.1	78	10:13.4	+1:28.1	81	49:51.8	+6:16.6	84			
79	60	ILIEV Vladimir	BUL		5		57:37.8		+9:15.3		79										
Cumulative Time	11:47.4	+2:37.4	76	23:17.8	+4:23.1	80	35:15.6	+6:35.4	80	47:16.8	+7:55.8	77	57:37.8	+9:15.3	79						
Loop Time	11:47.4	+2:37.4	76	11:30.4	+1:57.0	67	11:57.8	+2:23.5	72	12:01.2	+2:13.3	63	10:21.0	+1:35.7	82						
Ski Time	9:47.4	+37.4	=67	20:17.8	+1:44.2	74	31:15.6	+3:07.7	76	42:16.8	+4:30.1	75									
Shooting	2	31.0	+27.0	=30	1	29.0	+28.0	=48	1	32.0	+18.0	=28	1	28.0	+22.0	=42	5	2:00.0	+27.0	=39	
Range Time	2:51.4	+2:08.5	72	1:52.4	+1:09.8	62	1:55.0	+1:10.0	53	1:50.3	+1:10.2	=50						8:29.1	+5:00.3	74	
Course Time	8:56.0	+41.5	74	9:38.0	+58.9	79	10:02.8	+1:15.5	81	10:10.9	+1:17.8	82	10:21.0	+1:35.7	82	49:08.7	+5:33.5	81			
80	9	TSAKIRIS Athanasios	GRE		5		57:42.1		+9:19.6		80										
Cumulative Time	12:24.6	+3:14.6	81	22:53.7	+3:59.0	75	34:47.3	+6:07.1	73	47:41.5	+8:20.5	80	57:42.1	+9:19.6	80						
Loop Time	12:24.6	+3:14.6	81	10:29.1	+55.7	32	11:53.6	+2:19.3	69	12:54.2	+3:06.3	78	10:00.6	+1:15.3	72						
Ski Time	10:24.6	+1:14.6	86	20:53.7	+2:20.1	82	31:47.3	+3:39.4	81	42:41.5	+4:54.8	80									
Shooting	2	44.0	+40.0	87	0	31.0	+30.0	=62	1	46.0	+32.0	83	2	33.0	+27.0	68	5	2:34.0	+1:01.0	81	
Range Time	3:09.6	+2:26.7	81	55.5	+12.9	33	2:10.8	+1:25.8	71	2:58.7	+2:18.6	77						9:14.6	+5:45.8	80	
Course Time	9:15.0	+1:00.5	82	9:33.6	+54.5	74	9:42.8	+55.5	71	9:55.5	+1:02.4	70	10:00.6	+1:15.3	72	48:27.5	+4:52.3	73			



COMPETITION ANALYSIS / ANALYSE DE LA COMPÉTITION

THU 18 FEB 2010 / JEU 18 FEV 2010 START TIME / DEBUT 13:20 END TIME / FINI A 14:56

Rank	Bib	Name	NOC Code		T															
Loop 1		Loop 2		Loop 3		Loop 4		Loop 5		Result	Behind Rank									
Time	Rank	Time	Rank	Time	Rank	Time	Rank	Time	Rank											
81	25	KALDVEE Martten	EST		6		57:56.7		+9:34.2		81									
Cumulative Time	10:57.7	+1:47.7	63	22:22.4	+3:27.7	=61	35:02.0	+6:21.8	78	47:59.4	+8:38.4	83	57:56.7	+9:34.2	81					
Loop Time	10:57.7	+1:47.7	63	11:24.7	+1:51.3	65	12:39.6	+3:05.3	82	12:57.4	+3:09.5	80	9:57.3	+1:12.0	69					
Ski Time	9:57.7	+47.7	77	20:22.4	+1:48.8	75	31:02.0	+2:54.1	72	41:59.4	+4:12.7	74				51:56.7	+5:24.7	74		
Shooting	1	29.0	+25.0	=17	1	25.0	+24.0	=18	2	31.0	+17.0	=16	2	31.0	+25.0	=64	6	1:56.0	+23.0	=27
Range Time	1:49.9	+1:07.0	39	1:47.3	+1:04.7	=44	2:51.9	+2:06.9	74	2:49.6	+2:09.5	=69						9:18.7	+5:49.9	81
Course Time	9:07.8	+53.3	78	9:37.4	+58.3	77	9:47.7	+1:00.4	=74	10:07.8	+1:14.7	79	9:57.3	+1:12.0	69			48:38.0	+5:02.8	74
82	13	TAGSCHERER Imre	HUN		4		58:02.6		+9:40.1		82									
Cumulative Time	11:14.4	+2:04.4	66	25:05.2	+6:10.5	87	36:30.2	+7:50.0	87	47:50.4	+8:29.4	81						58:02.6	+9:40.1	82
Loop Time	11:14.4	+2:04.4	66	13:50.8	+4:17.4	88	11:25.0	+1:50.7	57	11:20.2	+1:32.3	41	10:12.2	+1:26.9	79					
Ski Time	10:14.4	+1:04.4	82	21:05.2	+2:31.6	83	32:30.2	+4:22.3	85	43:50.4	+6:03.7	85						54:02.6	+7:30.6	85
Shooting	1	43.0	+39.0	=85	3	37.0	+36.0	=81	0	14.0	0.0	1	0	42.0	+36.0	84	4	2:16.0	+43.0	=68
Range Time	2:04.5	+1:21.6	68	3:59.3	+3:16.7	88	1:05.9	+20.9	43	1:03.7	+23.6	27						8:13.4	+4:44.6	68
Course Time	9:09.9	+55.4	79	9:51.5	+1:12.4	83	10:19.1	+1:31.8	85	10:16.5	+1:23.4	83	10:12.2	+1:26.9	79			49:49.2	+6:14.0	83
83	20	ISA Hidenori	JPN		9		58:06.2		+9:43.7		83									
Cumulative Time	12:35.5	+3:25.5	82	22:24.8	+3:30.1	63	35:26.5	+6:46.3	82	48:39.1	+9:18.1	85						58:06.2	+9:43.7	83
Loop Time	12:35.5	+3:25.5	82	9:49.3	+15.9	9	13:01.7	+3:27.4	87	13:12.6	+3:24.7	83	9:27.1	+41.8	=33					
Ski Time	9:35.5	+25.5	36	19:24.8	+51.2	26	29:26.5	+1:18.6	20	39:39.1	+1:52.4	25						49:06.2	+2:34.2	25
Shooting	3	39.0	+35.0	=76	0	31.0	+30.0	=62	3	1:06.0	+52.0	88	3	35.0	+29.0	=72	9	2:51.0	+1:18.0	87
Range Time	4:00.3	+3:17.4	87	53.5	+10.9	31	4:00.2	+3:15.2	88	3:57.6	+3:17.5	85						12:51.6	+9:22.8	88
Course Time	8:35.2	+20.7	20	8:55.8	+16.7	11	9:01.5	+14.2	14	9:15.0	+21.9	18	9:27.1	+41.8	=33			45:14.6	+1:39.4	17
84	83	BOGDANOV Martin	BUL		4		58:29.6		+10:07.1		84									
Cumulative Time	11:19.2	+2:09.2	67	24:17.3	+5:22.6	85	35:32.2	+6:52.0	83	47:56.6	+8:35.6	82						58:29.6	+10:07.1	84
Loop Time	11:19.2	+2:09.2	67	12:58.1	+3:24.7	85	11:14.9	+1:40.6	53	12:24.4	+2:36.5	71	10:33.0	+1:47.7	84					
Ski Time	10:19.2	+1:09.2	83	21:17.3	+2:43.7	84	32:32.2	+4:24.3	86	43:56.6	+6:09.9	86						54:29.6	+7:57.6	86
Shooting	1	27.0	+23.0	=6	2	32.0	+31.0	=68	0	31.0	+17.0	=16	1	31.0	+25.0	=64	4	2:01.0	+28.0	=41
Range Time	1:48.7	+1:05.8	34	2:54.5	+2:11.9	80	52.9	+7.9	=14	1:53.9	+1:13.8	59						7:30.0	+4:01.2	59
Course Time	9:30.5	+1:16.0	88	10:03.6	+1:24.5	86	10:22.0	+1:34.7	87	10:30.5	+1:37.4	84	10:33.0	+1:47.7	84			50:59.6	+7:24.4	86
85	8	PINZARU Victor	MDA		3		58:42.6		+10:20.1		85									
Cumulative Time	10:30.2	+1:20.2	40	22:35.3	+3:40.6	67	34:17.4	+5:37.2	71	48:00.9	+8:39.9	84						58:42.6	+10:20.1	85
Loop Time	10:30.2	+1:20.2	40	12:05.1	+2:31.7	78	11:42.1	+2:07.8	65	13:43.5	+3:55.6	85	10:41.7	+1:56.4	87					
Ski Time	10:30.2	+1:20.2	87	21:35.3	+3:01.7	88	33:17.4	+5:09.5	88	45:00.9	+7:14.2	88						55:42.6	+9:10.6	88
Shooting	0	38.0	+34.0	=74	1	32.0	+31.0	=68	0	37.0	+23.0	=63	2	37.0	+31.0	=76	3	2:24.0	+51.0	=75
Range Time	1:00.4	+17.5	31	1:56.6	+1:14.0	69	58.8	+13.8	35	3:03.4	+2:23.3	80						6:59.2	+3:30.4	47
Course Time	9:29.8	+1:15.3	87	10:08.5	+1:29.4	88	10:43.3	+1:56.0	88	10:40.1	+1:47.0	87	10:41.7	+1:56.4	87			51:43.4	+8:08.2	88
86	18	ROBERTS Wynn	USA		8		58:49.2		+10:26.7		86									
Cumulative Time	12:54.1	+3:44.1	88	25:17.3	+6:22.6	88	35:40.2	+7:00.0	84	49:14.8	+9:53.8	86						58:49.2	+10:26.7	86
Loop Time	12:54.1	+3:44.1	88	12:23.2	+2:49.8	83	10:22.9	+48.6	28	13:34.6	+3:46.7	84	9:34.4	+49.1	47					
Ski Time	9:54.1	+44.1	76	20:17.3	+1:43.7	73	30:40.2	+2:32.3	67	41:14.8	+3:28.1	66						50:49.2	+4:17.2	64
Shooting	3	35.0	+31.0	=64	2	35.0	+34.0	79	0	1:05.0	+51.0	87	3	31.0	+25.0	=64	8	2:46.0	+1:13.0	85
Range Time	3:54.6	+3:11.7	84	2:57.1	+2:14.5	84	57.1	+12.1	=30	3:52.4	+3:12.3	84						11:41.2	+8:12.4	86
Course Time	8:59.5	+45.0	76	9:26.1	+47.0	68	9:25.8	+38.5	51	9:42.2	+49.1	61	9:34.4	+49.1	47			47:08.0	+3:32.8	61
87	33	PETROVIC Milanko	SRB		7		59:44.0		+11:21.5		87									
Cumulative Time	11:46.6	+2:36.6	73	23:29.9	+4:35.2	83	36:26.9	+7:46.7	85	49:36.4	+10:15.4	87						59:44.0	+11:21.5	87
Loop Time	11:46.6	+2:36.6	73	11:43.3	+2:09.9	70	12:57.0	+3:22.7	85	13:09.5	+3:21.6	82	10:07.6	+1:22.3	76					
Ski Time	9:46.6	+36.6	64	20:29.9	+1:56.3	79	31:26.9	+3:19.0	79	42:36.4	+4:49.7	79						52:44.0	+6:12.0	80
Shooting	2	33.0	+29.0	=47	1	36.0	+35.0	80	2	34.0	+20.0	=40	2	35.0	+29.0	=72	7	2:18.0	+45.0	=72
Range Time	2:54.0	+2:11.1	75	1:59.5	+1:16.9	70	2:56.1	+2:11.1	78	3:00.8	+2:20.7	79						10:50.4	+7:21.6	85
Course Time	8:52.6	+38.1	=63	9:43.8	+1:04.7	80	10:00.9	+1:13.6	80	10:08.7	+1:15.6	80	10:07.6	+1:22.3	76			48:53.6	+5:18.4	78
88	22	SLETTEMARK Oystein	DEN		8		1:01:12.9		+12:50.4		88									
Cumulative Time	12:38.2	+3:28.2	84	24:19.6	+5:24.9	86	37:14.9	+8:34.7	88	51:14.8	+11:53.8	88						1:01:12.9	+12:50.4	88
Loop Time	12:38.2	+3:28.2	84	11:41.4	+2:08.0	69	12:55.3	+3:21.0	84	13:59.9	+4:12.0	86	9:58.1	+1:12.8	70					
Ski Time	10:38.2	+1:28.2	88	21:19.6	+2:46.0	86	32:14.9	+4:07.0	83	43:14.8	+5:28.1	83						53:12.9	+6:40.9	82
Shooting	2	56.0	+52.0	88	1	32.0	+31.0	=68	2	48.0	+34.0	85	3	37.0	+31.0	=76	8	2:53.0	+1:20.0	88
Range Time	3:18.8	+2:35.9	82	1:54.8	+1:12.2	66	3:11.4	+2:26.4	86	4:00.4	+3:20.3	86						12:25.4	+8:56.6	87
Course Time	9:19.4	+1:04.9	84	9:46.6	+1:07.5	81	9:43.9	+56.6	72	9:59.5	+1:06.4	74	9:58.1	+1:12.8	70			48:47.5	+5:12.3	77



COMPETITION ANALYSIS / ANALYSE DE LA COMPÉTITION

THU 18 FEB 2010 / JEU 18 FEV 2010 START TIME / DEBUT 13:20 END TIME / FINI A 14:56

LEGEND

= Equal sign indicates that two or more competitors share the same rank
T Total penalties



MEN'S WORLD CUP INDIVIDUAL SCORES POINTAGES INDIVIDUELS DE LA COUPE DU MONDE HOMMES

As of THU 18 FEB 2010 / En date du JEU 18 FEV 2010

FINAL RESULT - 3 OF 4 RESULTS SCORED

World Cup Events

1 Oestersund, Men 20 km Individual	3 DEC 2009	3 Antholz-Anterselva, Men 20 km Individual	21 JAN 2010
2 Pokljuka, Men 20 km Individual	17 DEC 2009	4 Vancouver, Men's 20 km Individual	18 FEB 2010

Rank	Name	NOC Code	Total	1	2	3	4
1	SUMANN Christoph	AUT	142	3/48	1/60	13/28	8/34
2	SVENDSEN Emil Hegle	NOR	120	1/60			1/60
3	MESOTITSCH Daniel	AUT	120	=30/11	8/34	2/54	9/32
4	SEDNEV Serguei	UKR	114	19/22	9/32	1/60	68
5	HURAJT Pavol	SVK	111	34/7	10/31	5/40	5/40
6	SIKORA Tomasz	POL	101	71	6/38	14/27	7/36
7	SLESINGR Michal	CZE	99	=30/11	4/43	9/32	17/24
8	FOURCADE Martin	FRA	97	7/36	DNS	8/34	14/27
9	BURKE Tim	USA	93	2/54	14/27	29/12	45
10	OS Alexander	NOR	90	12/29	3/48		28/13
11	GREIS Michael	GER	83	9/32	21/20	DNS	10/31
12	FOURCADE Simon	FRA	80	16/25	2/54		40/1
13	USTYUGOV Evgeny	RUS	80	14/27	31/10		4/43
14	TCHOUDOV Maxim	RUS	79	=4/43	DNS	7/36	
15	WOLF Alexander	GER	75	11/30	20/21	17/24	24/11
16	NOVIKOV Sergey	BLR	74	21/20	47		=2/54
17	JAY Vincent	FRA	72	23/18	5/40	27/14	60
18	FERRY Bjorn	SWE	67	6/38	12/29		42
18	EDER Simon	AUT	67	42	DNS	12/29	6/38
20	SOUKUP Jaroslav	CZE	65	35/8	30/11	4/43	30/11
21	DERYZEMLYA Andriy	UKR	64	106	16/25	16/25	27/14
22	PINTER Friedrich	AUT	61	=4/43	23/18	DNS	
23	LEGUELLEC Jean Philippe	CAN	61	10/31	44	39/2	13/28
24	BIRNBACHER Andreas	GER	58	55	22/19	31/10	12/29
25	BJOERNDALLEN Ole Einar	NOR	54	=43			=2/54
26	TCHEREZOV Ivan	RUS	52	77	15/26		15/26
27	STEPHAN Christoph	GER	50	=53	41	6/38	29/12
28	BOEUF Alexis	FRA	48	91		3/48	
29	MARIC Janez	SLO	47	15/26	52	20/21	62
30	LANDERTINGER Dominik	AUT	42	17/24	DNS		23/18
31	BILANENKO Olexander	UKR	42	18/23	61	74	22/19
32	FREI Thomas	SUI	41	38/3	28/13		16/25
33	PEIFFER Arnd	GER	40	65	18/23	24/17	
34	KRUGLOV Nikolay	RUS	39	50	40/1	33/8	11/30
35	ZHANG Chengye	CHN	39	24/17	68		19/22
36	SHIPULIN Anton	RUS	39	22/19	26/15	DNS	36/5
37	EBERHARD Tobias	AUT	38	26/15	56	18/23	
38	DOSTAL Roman	CZE	37		82	10/31	35/6
39	NILSSON Mattias	SWE	37	63	11/30		34/7
40	ANDRESEN Frode	NOR	36		7/36		
41	DEFRASNE Vincent	FRA	35	59	57	21/20	26/15
42	BERGER Lars	NOR	34	8/34			
43	DOKL Peter	SLO	30	102	110	11/30	75
44	VASILYEV Victor	RUS	28	72	13/28	41	
45	HOLUBEC Tomas	CZE	28	13/28	66	46	
46	SIMMEN Matthias	SUI	27	45	35/6	22/19	39/2
47	GJEDREM Hans Martin	NOR	27		29/12	26/15	
48	HOFER Lukas	ITA	26	60	94	15/26	46
49	JOLLER Ivan	SUI	25	94	17/24	40/1	
50	BOE Tarjei	NOR	24		=37/4		21/20



MEN'S WORLD CUP INDIVIDUAL SCORES POINTAGES INDIVIDUELS DE LA COUPE DU MONDE HOMMES

As of THU 18 FEB 2010 / En date du JEU 18 FEV 2010

Rank	Name	NOC Code	Total	1	2	3	4
51	BRICIS Ilmars	LAT	24	25/16	33/8		74
52	SIMOCKO Dusan	SVK	23	=53		72	18/23
53	ABRAMENKO Evgeny	BLR	22	81	19/22		58
54	GREEN Brendan	CAN	22	84	64	19/22	
55	CHERVYHKOV Aleksandr	KAZ	22	33/8	34/7	34/7	50
56	VUILLERMOZ Rene Laurent	ITA	21	20/21		42	54
57	VIKS Priit	EST	21	DNF		69	20/21
58	ANEV Krasimir	BUL	20	37/4	101		25/16
59	LINDSTROM Fredrik	SWE	19	39/2	24/17		77
60	CLEGG Robin	CAN	18	105		23/18	
61	BEREZHNOY Oleg	UKR	16	73	25/16		
62	CHEPELIN Vladimir	BLR	16			25/16	
63	PUURUNEN Paavo	FIN	14	27/14	42	62	53
64	ISA Hidenori	JPN	14	76	27/14	45	83
65	SZCZUREK Lukasz	POL	13	87	105	28/13	59
66	HAKKINEN Jay	USA	13	28/13		68	76
67	MORAVEC Ondrej	CZE	12	29/12	88	57	
68	WINDISCH Markus	ITA	12	DSQ	39/2	78	31/10
69	de LORENZI Christian	ITA	12	32/9	108	47	38/3
70	KOIV Kauri	EST	11	56	45	30/11	44
71	BAUER Klemen	SLO	9	41	80	44	32/9
72	DERKACH Vyacheslav	UKR	9	=43	65	32/9	
73	PERRAS Scott	CAN	9		32/9		
74	MATIASKO Marek	SVK	8	78	60	75	33/8
75	HABERT Lois	FRA	6			35/6	
76	BAILEY Lowell	USA	5	DNS	36/5	93	57
77	BRINK Joergen	SWE	5	36/5	DNS		
77	EBERHARD Julian	AUT	5			36/5	
79	ANTILA Timo	FIN	5	40/1		37/4	56
80	JONSSON Magnus	SWE	4	68	=37/4		
81	PIKSONS Edgars	LAT	4				37/4
82	ROESCH Michael	GER	3	=46	54	38/3	

NOTES

Numbers separated by a slash indicate World Cup rank / points. Number of points awarded for each rank is shown in the table below:

Rank	1	2	3	4	5	6	7	8	9	10	11	12	13	14	15	16	17	18	19	20	21	22	23	24	25	26	27	28	...	40
Points	60	54	48	43	40	38	36	34	32	31	30	29	28	27	26	25	24	23	22	21	20	19	18	17	16	15	14	13	...	1

LEGEND

DNF Did not finish **DNS** Did not start **DSQ** Disqualified



QUALIFICATION STATUS - PROVISIONAL START LIST
ÉTAT DE QUALIFICATION - LISTE DE DÉPART PROVISOIRE

SUN 21 FEB 2010 / DIM 21 FEV 2010 START TIME / DEBUT 11:00

After 3 competitions

Bib	Name	NOC Code	Gold	Silver	Bronze	World Cup Rank	Olympic Games Points
Medal Winners							
1	JAY Vincent	FRA	SP		PU	15	108
2	FERRY Bjorn	SWE	PU				94
3	SVENDSEN Emil Hagle	NOR	IN	SP		1	148
4	SUMANN Christoph	AUT		PU		2	117
5	BJOERNDALLEN Ole Einar	NOR		IN		5	114
6	NOVIKOV Sergey	BLR		IN			75
7	FAK Jakov	CRO			SP		64
World Cup Total Score - top 15							
8	USTYUGOV Evgeny	RUS				3	95
9	EDER Simon	AUT				4	111
10	LANDERTINGER Dominik	AUT				6	52
11	FOURCADE Simon	FRA				7	1
12	TCHEREZOV Ivan	RUS				8	95
13	PEIFFER Arnd	GER				9	8
14	GREIS Michael	GER				10	91
15	BURKE Tim	USA				11	
16	FOURCADE Martin	FRA				12	40
17	MESOTITSCH Daniel	AUT				13	32
18	SHIPULIN Anton	RUS				14	37
Qualified by Olympic Games Points							
19	HURAJT Pavol	SVK					101
20	LEGUELLEC Jean Philippe	CAN					96
21	BAUER Klemen	SLO					84
22	FREI Thomas	SUI					82
23	BIRNBACHER Andreas	GER					75
24	SIKORA Tomasz	POL					71
25	DERYZEMLYA Andriy	UKR					69
26	SLESINGR Michal	CZE					59
27	SEDNEV Serguei	UKR					50
28	TEELA Jeremy	USA					49
29	STEPHAN Christoph	GER					45
30	HANEVOLD Halvard	NOR					41
Reserve athletes qualified by Olympic Games points:							
	ZHANG Chengye	CHN					37
	BRICIS Ilmars	LAT					36
	DEFRASNE Vincent	FRA					34
	ANEV Krasimir	BUL					32

NOTES

Athletes must confirm their participation by Sunday 21 FEB 2010 9:00
Bib numbers will be distributed Sunday 21 FEB 2010 9:10

LEGEND

IN Individual **PU** Pursuit **SP** Sprint



ZEROING ALLOCATION
ATTRIBUTION DES LIGNES POUR TIR D'ESSAI

SUN 21 FEB 2010 / DIM 21 FEV 2010 START TIME / DEBUT 11:00

Shooting Lane	Shooting Position	NOC Code
1	P	FRA
2	P	SWE
3	P	NOR
4	P	AUT
5	P	NOR
6	P	BLR
7	P	CRO
8	P	RUS
9	P	AUT
10	P	AUT
11	P	FRA
12	P	RUS
13	P	GER
14	P	GER
15	P	USA
16	S	FRA
17	S	AUT
18	S	RUS
19	S	SVK
20	S	CAN
21	S	SLO
22	S	SUI
23	S	GER
24	S	POL
25	S	UKR
26	S	CZE
27	S	UKR
28	S	USA
29	S	GER
30	S	NOR

NOTES

10:00 - 10:45 Paper Targets

LEGEND

P Prone **S** Standing



START LIST / LISTE DE DÉPART

SUN 21 FEB 2010 / DIM 21 FEV 2010 START TIME / DEBUT 11:00

Bib	Name	NOC Code	Start Row	P	P	S	S	T	Time
1	JAY Vincent	FRA	1						
2	FERRY Bjorn	SWE							
3	SVENDSEN Emil Hegle	NOR							
4	SUMANN Christoph	AUT							
5	BJOERNDALEN Ole Einar	NOR							
6	NOVIKOV Sergey	BLR							
7	FAK Jakov	CRO							
8	USTYUGOV Evgeny	RUS							
9	EDER Simon	AUT							
10	LANDERTINGER Dominik	AUT							
11	FOURCADE Simon	FRA	2						
12	TCHEREZOV Ivan	RUS							
13	PEIFFER Arnd	GER							
14	GREIS Michael	GER							
15	BURKE Tim	USA							
16	FOURCADE Martin	FRA							
17	MESOTITSCH Daniel	AUT							
18	SHIPULIN Anton	RUS							
19	HURAJT Pavol	SVK							
20	LEGUELLEC Jean Philippe	CAN							
21	BAUER Klemen	SLO	3						
22	FREI Thomas	SUI							
23	BIRNBACHER Andreas	GER							
24	SIKORA Tomasz	POL							
25	DERYZEMLYA Andriy	UKR							
26	SLESINGR Michal	CZE							
27	SEDNEV Serguei	UKR							
28	TEELA Jeremy	USA							
29	STEPHAN Christoph	GER							
30	HANEVOLD Halvard	NOR							

LEGEND

P Prone **S** Standing **T** Total penalties



FINAL RESULTS / RÉSULTATS DÉFINITIFS

SUN 21 FEB 2010 / DIM 21 FEV 2010 START TIME / DEBUT 11:00 END TIME / FINI A 11:39

Rank	Bib	Name	NOC Code	P	P	S	S	T	Result	WC
1	8	USTYUGOV Evgeny	RUS	0	0	0	0	0	35:35.7	60
2	16	FOURCADE Martin	FRA	2	0	0	1	3	+10.5	54
3	19	HURAJT Pavol	SVK	0	0	0	0	0	+16.6	48
4	4	SUMANN Christoph	AUT	0	1	0	0	1	+25.9	43
5	17	MESOTITSCH Daniel	AUT	0	1	0	2	3	+30.2	40
6	12	TCHEREZOV Ivan	RUS	0	2	0	1	3	+33.5	38
7	10	LANDERTINGER Dominik	AUT	1	0	1	2	4	+34.0	36
8	1	JAY Vincent	FRA	0	0	0	1	1	+34.6	34
9	7	FAK Jakov	CRO	1	0	1	1	3	+34.8	32
10	14	GREIS Michael	GER	0	0	1	2	3	+35.0	31
11	24	SIKORA Tomasz	POL	2	1	0	0	3	+37.4	30
12	2	FERRY Bjorn	SWE	0	0	0	2	2	+37.6	29
13	3	SVENDSEN Emil Hegle	NOR	0	0	1	2	3	+45.0	28
14	11	FOURCADE Simon	FRA	0	1	0	0	1	+52.4	27
15	23	BIRNBACHER Andreas	GER	0	1	2	0	3	+54.5	26
16	26	SLESINGR Michal	CZE	1	1	0	0	2	+59.9	25
17	13	PEIFFER Arnd	GER	0	0	2	0	2	+1:08.8	24
18	15	BURKE Tim	USA	0	0	3	1	4	+1:09.0	23
19	30	HANEVOLD Halvard	NOR	0	1	0	2	3	+1:20.9	22
20	6	NOVIKOV Sergey	BLR	0	0	1	2	3	+1:23.6	21
21	27	SEDNEV Serguei	UKR	0	0	2	0	2	+1:27.1	20
22	18	SHIPULIN Anton	RUS	1	0	1	1	3	+1:29.0	19
23	29	STEPHAN Christoph	GER	0	1	1	2	4	+1:35.7	18
24	22	FREI Thomas	SUI	0	1	1	0	2	+1:37.2	17
25	9	EDER Simon	AUT	0	0	2	2	4	+1:54.0	16
26	25	DERYZEMLYA Andriy	UKR	0	2	3	0	5	+2:08.2	15
27	5	BJOERNDALLEN Ole Einar	NOR	1	2	3	1	7	+2:10.8	14
28	21	BAUER Klemen	SLO	2	0	0	3	5	+2:41.2	13
29	28	TEELA Jeremy	USA	1	1	0	2	4	+3:00.4	12
30	20	LEGUELLEC Jean Philippe	CAN	0	4	0	3	7	+3:42.8	11

LEGEND

P Prone **S** Standing **T** Total penalties **WC** World Cup



FINAL RESULTS - COMPETITION DATA SUMMARY
RÉSULTATS DÉFINITIFS - RÉSUMÉ DES DONNÉES DE COMPÉTITION

SUN 21 FEB 2010 / DIM 21 FEV 2010 START TIME / DEBUT 11:00 END TIME / FINI A 11:39

Participation

Number of Entries	30
Did not start	0
Did not finish	0
Disqualified	0
Ranked Competitors	30

Atmospheric Conditions at the Stadium

	30 min. before Start	At Start Time	30 min. after Start	At End Time
Weather	Sunny	Sunny	Sunny	Sunny
Snow Condition	Compact	Compact	Compact	Compact
Snow Temperature	-3.4 °C / 25.9 °F	-3.1 °C / 26.4 °F	-1.6 °C / 29.1 °F	-1.6 °C / 29.1 °F
Air Temperature	3.8 °C / 38.8 °F	4.0 °C / 39.2 °F	5.2 °C / 41.4 °F	5.2 °C / 41.4 °F
Humidity	59 %	59 %	56 %	56 %
Wind Direction/Speed	SE / 1.5 m/s	E / 0.3 m/s	SE / 1.4 m/s	SE / 1.4 m/s

Jury Information

IBU Technical Delegate - Chairman	BAIER Norbert (IBU)
IBU Assistant Technical Delegate	ZWAHLEN Robert (IBU)
Competition Chief	COLLARD Paul (CAN)
Member	BONDARUK Roman (POL)
Member	BARNASHOV Vladimir (RUS)
IBU Race Director	BERGER Franz (IBU)

Course Information

yellow 2988m + yellow 2988m + yellow 2988m + yellow 2988m + yellow 2878m

Total Course Length	14830 m
Height Difference (HD)	40 m
Max. Climb (MM)	41 m
Total Climb (MT)	535 m

Jury Decisions


none

IBU Technical Delegate - Chairman



BAIER Norbert (IBU)

IBU Assistant Technical Delegate



ZWAHLEN Robert (IBU)

LEGEND

E East **SE** Southeast



COMPETITION ANALYSIS / ANALYSE DE LA COMPÉTITION

SUN 21 FEB 2010 / DIM 21 FEV 2010 START TIME / DEBUT 11:00 END TIME / FINI A 11:39

Rank	Bib	Name	NOC Code		T													
Loop 1		Loop 2		Loop 3		Loop 4		Loop 5		Result	Behind Rank							
Time	Behind	Rank	Time	Behind	Rank	Time	Behind	Rank	Time	Behind	Rank							
1	8	USTYUGOV Evgeny	RUS		0		35:35.7		0.0		1							
Cumulative Time	7:08.8	+11.4	=13	14:21.3	+8.9	=7	21:39.3	+4.3	4	28:59.3	+0.6	2	35:35.7	0.0	1			
Loop Time	7:08.8	+11.4	=13	7:12.5	+4.6	9	7:18.0	+18.4	9	7:20.0	+7.8	3	6:36.4	+20.3	11			
Shooting	0	30.0	+10.0	=26	0	27.0	+7.0	7	0	25.0	+4.0	=14	0	28.0	+12.0	=23		
Range Time	53.0	+9.5	15	53.6	+6.6	10	49.1	+4.4	6	50.1	+5.4	6						
Course Time	6:15.8	+3.0	16	6:18.9	+5.3	21	6:28.9	+16.0	19	6:29.9	+16.2	12	6:36.4	+20.3	11	32:09.9	+50.3	12
2	16	FOURCADE Martin	FRA		3		35:46.2		+10.5		2							
Cumulative Time	7:46.7	+49.3	28	14:57.5	+45.1	23	21:57.1	+22.1	=9	29:24.9	+26.2	5	35:46.2	+10.5	2			
Loop Time	7:46.7	+49.3	28	7:10.8	+2.9	5	6:59.6	0.0	1	7:27.8	+15.6	6	6:21.3	+5.2	3			
Shooting	2	30.0	+10.0	=26	0	28.0	+8.0	=8	0	23.0	+2.0	=7	1	22.0	+6.0	=5		
Range Time	1:32.9	+49.4	28	51.7	+4.7	4	46.7	+2.0	4	1:06.0	+21.3	14						
Course Time	6:13.8	+1.0	4	6:19.1	+5.5	22	6:12.9	0.0	1	6:21.8	+8.1	5	6:21.3	+5.2	3	31:28.9	+9.3	2
3	19	HURAJT Pavol	SVK		0		35:52.3		+16.6		3							
Cumulative Time	7:03.0	+5.6	3	14:18.7	+6.3	3	21:35.0	0.0	1	28:58.7	0.0	1	35:52.3	+16.6	3			
Loop Time	7:03.0	+5.6	3	7:15.7	+7.8	13	7:16.3	+16.7	6	7:23.7	+11.5	4	6:53.6	+37.5	22			
Shooting	0	24.0	+4.0	=3	0	28.0	+8.0	=8	0	21.0	0.0	=1	0	22.0	+6.0	=5		
Range Time	48.2	+4.7	4	52.9	+5.9	6	46.0	+1.3	3	46.8	+2.1	2						
Course Time	6:14.8	+2.0	10	6:22.8	+9.2	27	6:30.3	+17.4	22	6:36.9	+23.2	18	6:53.6	+37.5	22	32:38.4	+1:18.8	23
4	4	SUMANN Christoph	AUT		1		36:01.6		+25.9		4							
Cumulative Time	7:06.7	+9.3	=10	14:36.8	+24.4	17	21:57.1	+22.1	=9	29:15.6	+16.9	3	36:01.6	+25.9	4			
Loop Time	7:06.7	+9.3	=10	7:30.1	+22.2	19	7:20.3	+20.7	13	7:18.5	+6.3	2	6:46.0	+29.9	19			
Shooting	0	28.0	+8.0	=19	1	29.0	+9.0	=16	0	42.0	+21.0	30	0	27.0	+11.0	=19		
Range Time	50.7	+7.2	=10	1:12.3	+25.3	20	1:05.9	+21.2	15	48.7	+4.0	4						
Course Time	6:16.0	+3.2	=17	6:17.8	+4.2	=13	6:14.4	+1.5	2	6:29.8	+16.1	11	6:46.0	+29.9	19	32:04.0	+44.4	10
5	17	MESOTITSCH Daniel	AUT		3		36:05.9		+30.2		5							
Cumulative Time	7:04.1	+6.7	6	14:35.5	+23.1	=13	21:42.1	+7.1	5	29:40.5	+41.8	10	36:05.9	+30.2	5			
Loop Time	7:04.1	+6.7	6	7:31.4	+23.5	22	7:06.6	+7.0	2	7:58.4	+46.2	22	6:25.4	+9.3	5			
Shooting	0	24.0	+4.0	=3	1	28.0	+8.0	=8	0	26.0	+5.0	=17	2	29.0	+13.0	=26		
Range Time	49.0	+5.5	6	1:11.9	+24.9	19	50.2	+5.5	=7	1:32.0	+47.3	23						
Course Time	6:15.1	+2.3	11	6:19.5	+5.9	23	6:16.4	+3.5	4	6:26.4	+12.7	8	6:25.4	+9.3	5	31:42.8	+23.2	5
6	12	TCHEREOV Ivan	RUS		3		36:09.2		+33.5		6							
Cumulative Time	7:06.3	+8.9	=8	14:59.8	+47.4	25	22:06.6	+31.6	14	29:39.9	+41.2	9	36:09.2	+33.5	6			
Loop Time	7:06.3	+8.9	=8	7:53.5	+45.6	28	7:06.8	+7.2	3	7:33.3	+21.1	9	6:29.3	+13.2	6			
Shooting	0	27.0	+7.0	=13	2	31.0	+11.0	=24	0	23.0	+2.0	=7	1	32.0	+16.0	=29		
Range Time	52.1	+8.6	13	1:34.9	+47.9	29	50.8	+6.1	9	1:13.5	+28.8	17						
Course Time	6:14.2	+1.4	7	6:18.6	+5.0	19	6:16.0	+3.1	3	6:19.8	+6.1	3	6:29.3	+13.2	6	31:37.9	+18.3	3
7	10	LANDERTINGER Dominik	AUT		4		36:09.7		+34.0		7							
Cumulative Time	7:24.6	+27.2	22	14:35.5	+23.1	=13	22:07.4	+32.4	15	29:53.6	+54.9	16	36:09.7	+34.0	7			
Loop Time	7:24.6	+27.2	22	7:10.9	+3.0	6	7:31.9	+32.3	15	7:46.2	+34.0	18	6:16.1	0.0	1			
Shooting	1	23.0	+3.0	2	0	25.0	+5.0	=3	1	27.0	+6.0	=19	2	27.0	+11.0	=19		
Range Time	1:10.1	+26.6	=22	52.2	+5.2	5	1:15.3	+30.6	21	1:32.5	+47.8	25						
Course Time	6:14.5	+1.7	9	6:18.7	+5.1	20	6:16.6	+3.7	5	6:13.7	0.0	1	6:16.1	0.0	1	31:19.6	0.0	1
8	1	JAY Vincent	FRA		1		36:10.3		+34.6		8							
Cumulative Time	7:03.3	+5.9	=4	14:27.5	+15.1	11	21:37.3	+2.3	2	29:20.5	+21.8	4	36:10.3	+34.6	8			
Loop Time	7:03.3	+5.9	=4	7:24.2	+16.3	16	7:09.8	+10.2	4	7:43.2	+31.0	17	6:49.8	+33.7	20			
Shooting	0	26.0	+6.0	=11	0	35.0	+15.0	=27	0	21.0	0.0	=1	1	23.0	+7.0	10		
Range Time	47.9	+4.4	3	1:02.1	+15.1	16	44.7	0.0	1	1:09.1	+24.4	15						
Course Time	6:15.4	+2.6	13	6:22.1	+8.5	25	6:25.1	+12.2	13	6:34.1	+20.4	16	6:49.8	+33.7	20	32:26.5	+1:06.9	19
9	7	FAK Jakov	CRO		3		36:10.5		+34.8		9							
Cumulative Time	7:27.9	+30.5	25	14:35.8	+23.4	15	22:01.4	+26.4	13	29:38.0	+39.3	8	36:10.5	+34.8	9			
Loop Time	7:27.9	+30.5	25	7:07.9	0.0	1	7:25.6	+26.0	14	7:36.6	+24.4	11	6:32.5	+16.4	9			
Shooting	1	27.0	+7.0	=13	0	45.0	+25.0	30	1	24.0	+3.0	=11	1	22.0	+6.0	=5		
Range Time	1:11.7	+28.2	25	51.6	+4.6	3	1:08.4	+23.7	17	1:10.1	+25.4	16						
Course Time	6:16.2	+3.4	19	6:16.3	+2.7	6	6:17.2	+4.3	=6	6:26.5	+12.8	9	6:32.5	+16.4	9	31:48.7	+29.1	7



COMPETITION ANALYSIS / ANALYSE DE LA COMPÉTITION

SUN 21 FEB 2010 / DIM 21 FEV 2010 START TIME / DEBUT 11:00 END TIME / FINI A 11:39

Rank	Bib	Name	NOC Code										T					
		Loop 1		Loop 2		Loop 3		Loop 4		Loop 5		Result	BehindRank					
		Time	BehindRank	Time	BehindRank	Time	BehindRank	Time	BehindRank	Time	BehindRank							
10	14	GREIS Michael										GER	3	36:10.7	+35.0	10		
Cumulative Time	7:09.0	+11.6	15	14:19.7	+7.3	5	22:00.4	+25.4	12	29:50.1	+51.4	12	36:10.7	+35.0	10			
Loop Time	7:09.0	+11.6	15	7:10.7	+2.8	=3	7:40.7	+41.1	21	7:49.7	+37.5	19	6:20.6	+4.5	2			
Shooting	0	27.0	+7.0 =13	0	29.0	+9.0 =16	1	28.0	+7.0	21	2	25.0	+9.0 =13	3	1:49.0	+26.0 =15		
Range Time	50.4	+6.9	9	53.2	+6.2	7	1:11.7	+27.0	19	1:30.0	+45.3	22	4:25.3	+1:11.4	17			
Course Time	6:18.6	+5.8	27	6:17.5	+3.9	=11	6:29.0	+16.1	20	6:19.7	+6.0	2	6:20.6	+4.5	2	31:45.4	+25.8	6
11	24	SIKORA Tomasz										POL	3	36:13.1	+37.4	11		
Cumulative Time	7:50.1	+52.7	30	15:21.0	+1:08.6	29	22:38.2	+1:03.2	25	29:50.4	+51.7	13	36:13.1	+37.4	11			
Loop Time	7:50.1	+52.7	30	7:30.9	+23.0	21	7:17.2	+17.6	=7	7:12.2	0.0	1	6:22.7	+6.6	4			
Shooting	2	29.0	+9.0 =23	1	28.0	+8.0 =8	0	29.0	+8.0 =22	0	26.0	+10.0 =17	3	1:52.0	+29.0 =20			
Range Time	1:33.0	+49.5	29	1:15.6	+28.6	24	52.2	+7.5	12	51.5	+6.8	8	4:32.3	+1:18.4	20			
Course Time	6:17.1	+4.3	22	6:15.3	+1.7	=3	6:25.0	+12.1	12	6:20.7	+7.0	4	6:22.7	+6.6	4	31:40.8	+21.2	4
12	2	FERRY Bjorn										SWE	2	36:13.3	+37.6	12		
Cumulative Time	7:07.9	+10.5	12	14:19.2	+6.8	4	21:38.0	+3.0	3	29:37.1	+38.4	7	36:13.3	+37.6	12			
Loop Time	7:07.9	+10.5	12	7:11.3	+3.4	7	7:18.8	+19.2	10	7:59.1	+46.9	23	6:36.2	+20.1	10			
Shooting	0	31.0	+11.0	29	0	28.0	+8.0 =8	0	22.0	+1.0 =4	2	24.0	+8.0 =11	2	1:45.0	+22.0 =11		
Range Time	54.8	+11.3	21	53.5	+6.5	9	47.4	+2.7	5	1:27.5	+42.8	20	4:03.2	+49.3	6			
Course Time	6:13.1	+0.3	2	6:17.8	+4.2	=13	6:31.4	+18.5	23	6:31.6	+17.9	15	6:36.2	+20.1	10	32:10.1	+50.5	13
13	3	SVENDSEN Emil Hagle										NOR	3	36:20.7	+45.0	13		
Cumulative Time	7:05.6	+8.2	7	14:14.9	+2.5	2	21:54.5	+19.5	6	29:49.3	+50.6	11	36:20.7	+45.0	13			
Loop Time	7:05.6	+8.2	7	7:09.3	+1.4	2	7:39.6	+40.0	=18	7:54.8	+42.6	20	6:31.4	+15.3	8			
Shooting	0	25.0	+5.0 =7	0	26.0	+6.0	6	1	21.0	0.0 =1	2	22.0	+6.0 =5	3	1:34.0	+11.0	4	
Range Time	49.6	+6.1	=7	50.9	+3.9	2	1:06.7	+22.0	16	1:29.8	+45.1	21	4:17.0	+1:03.1	9			
Course Time	6:16.0	+3.2	=17	6:18.4	+4.8	=17	6:32.9	+20.0	24	6:25.0	+11.3	7	6:31.4	+15.3	8	32:03.7	+44.1	9
14	11	FOURCADE Simon										FRA	1	36:28.1	+52.4	14		
Cumulative Time	7:03.3	+5.9	=4	14:36.5	+24.1	16	21:55.9	+20.9	7	29:27.2	+28.5	6	36:28.1	+52.4	14			
Loop Time	7:03.3	+5.9	=4	7:33.2	+25.3	24	7:19.4	+19.8	11	7:31.3	+19.1	7	7:00.9	+44.8	26			
Shooting	0	27.0	+7.0 =13	1	23.0	+3.0	2	0	22.0	+1.0 =4	0	18.0	+2.0	2	1	1:30.0	+7.0	2
Range Time	49.6	+6.1	=7	1:10.3	+23.3	18	45.8	+1.1	2	44.7	0.0	1	3:30.4	+16.5	3			
Course Time	6:13.7	+0.9	3	6:22.9	+9.3	28	6:33.6	+20.7	26	6:46.6	+32.9	26	7:00.9	+44.8	26	32:57.7	+1:38.1	27
15	23	BIRNBACHER Andreas										GER	3	36:30.2	+54.5	15		
Cumulative Time	7:06.7	+9.3	=10	14:35.0	+22.6	12	22:28.7	+53.7	21	29:53.1	+54.4	15	36:30.2	+54.5	15			
Loop Time	7:06.7	+9.3	=10	7:28.3	+20.4	18	7:53.7	+54.1	24	7:24.4	+12.2	5	6:37.1	+21.0	12			
Shooting	0	25.0	+5.0 =7	1	25.0	+5.0 =3	2	24.0	+3.0 =11	0	24.0	+8.0 =11	3	1:38.0	+15.0	6		
Range Time	48.9	+5.4	5	1:09.9	+22.9	17	1:30.0	+45.3	25	47.7	+3.0	3	4:16.5	+1:02.6	8			
Course Time	6:17.8	+5.0	25	6:18.4	+4.8	=17	6:23.7	+10.8	9	6:36.7	+23.0	17	6:37.1	+21.0	12	32:13.7	+54.1	15
16	26	SLESINGR Michal										CZE	2	36:35.6	+59.9	16		
Cumulative Time	7:30.2	+32.8	26	14:58.3	+45.9	24	22:11.7	+36.7	16	29:51.7	+53.0	14	36:35.6	+59.9	16			
Loop Time	7:30.2	+32.8	26	7:28.1	+20.2	17	7:13.4	+13.8	5	7:40.0	+27.8	13	6:43.9	+27.8	17			
Shooting	1	28.0	+8.0 =19	1	30.0	+10.0 =19	0	31.0	+10.0 =26	0	32.0	+16.0 =29	2	2:01.0	+38.0 =25			
Range Time	1:12.2	+28.7	27	1:14.5	+27.5	21	56.2	+11.5	14	59.6	+14.9	11	4:22.5	+1:08.6	14			
Course Time	6:18.0	+5.2	26	6:13.6	0.0	1	6:17.2	+4.3	=6	6:40.4	+26.7	21	6:43.9	+27.8	17	32:13.1	+53.5	14
17	13	PEIFFER Arnd										GER	2	36:44.5	+1:08.8	17		
Cumulative Time	7:09.9	+12.5	18	14:21.3	+8.9	=7	22:25.3	+50.3	20	30:01.6	+1:02.9	18	36:44.5	+1:08.8	17			
Loop Time	7:09.9	+12.5	18	7:11.4	+3.5	8	8:04.0	+1:04.4	26	7:36.3	+24.1	10	6:42.9	+26.8	=15			
Shooting	0	29.0	+9.0 =23	0	28.0	+8.0 =8	2	33.0	+12.0	28	0	31.0	+15.0	28	2	2:01.0	+38.0 =25	
Range Time	53.6	+10.1	17	54.0	+7.0	12	1:37.9	+53.2	27	55.2	+10.5	10	4:20.7	+1:06.8	12			
Course Time	6:16.3	+3.5	20	6:17.4	+3.8	10	6:26.1	+13.2	=14	6:41.1	+27.4	22	6:42.9	+26.8	=15	32:23.8	+1:04.2	18
18	15	BURKE Tim										USA	4	36:44.7	+1:09.0	18		
Cumulative Time	7:09.2	+11.8	16	14:22.1	+9.7	9	22:41.0	+1:06.0	26	30:13.5	+1:14.8	20	36:44.7	+1:09.0	18			
Loop Time	7:09.2	+11.8	16	7:12.9	+5.0	10	8:18.9	+1:19.3	30	7:32.5	+20.3	8	6:31.2	+15.1	7			
Shooting	0	29.0	+9.0 =23	0	30.0	+10.0 =19	3	29.0	+8.0 =30	22	1	21.0	+5.0 =3	4	1:49.0	+26.0 =15		
Range Time	53.9	+10.4	=18	55.0	+8.0	14	1:52.8	+1:08.1	29	1:05.7	+21.0	13	4:47.4	+1:33.5	23			
Course Time	6:15.3	+2.5	12	6:17.9	+4.3	15	6:26.1	+13.2	=14	6:26.8	+13.1	10	6:31.2	+15.1	7	31:57.3	+37.7	8



COMPETITION ANALYSIS / ANALYSE DE LA COMPÉTITION

SUN 21 FEB 2010 / DIM 21 FEV 2010 START TIME / DEBUT 11:00 END TIME / FINI A 11:39

Rank	Bib	Name	NOC Code		T															
Loop 1		Loop 2		Loop 3		Loop 4		Loop 5		Result	BehindRank									
Time	BehindRank	Time	BehindRank	Time	BehindRank	Time	BehindRank	Time	BehindRank											
19	30	HANEVOLD Halvard	NOR		3		36:56.6	+1:20.9	19											
Cumulative Time	7:08.8	+11.4	=13	14:39.3	+26.9	18	21:56.5	+21.5	8	29:58.7	+1:00.0	17	36:56.6	+1:20.9	19					
Loop Time	7:08.8	+11.4	=13	7:30.5	+22.6	20	7:17.2	+17.6	=7	8:02.2	+50.0	24	6:57.9	+41.8	=24					
Shooting	0	28.0	+8.0	=19	1	30.0	+10.0	=19	0	35.0	+14.0	29	2	29.0	+13.0	=26	3	2:02.0	+39.0	=28
Range Time	53.1	+9.6	16	1:15.2	+28.2	23	52.9	+8.2	13	1:38.0	+53.3	28						4:39.2	+1:25.3	22
Course Time	6:15.7	+2.9	15	6:15.3	+1.7	=3	6:24.3	+11.4	11	6:24.2	+10.5	6	6:57.9	+41.8	=24			32:17.4	+57.8	17
20	6	NOVIKOV Sergey	BLR		3		36:59.3	+1:23.6	20											
Cumulative Time	7:06.3	+8.9	=8	14:20.3	+7.9	6	21:59.9	+24.9	11	30:03.2	+1:04.5	19	36:59.3	+1:23.6	20					
Loop Time	7:06.3	+8.9	=8	7:14.0	+6.1	11	7:39.6	+40.0	=18	8:03.3	+51.1	25	6:56.1	+40.0	23					
Shooting	0	25.0	+5.0	=7	0	28.0	+8.0	=8	1	25.0	+4.0	=14	2	25.0	+9.0	=13	3	1:43.0	+20.0	=9
Range Time	50.7	+7.2	=10	53.4	+6.4	8	1:10.2	+25.5	18	1:32.3	+47.6	24						4:26.6	+1:12.7	18
Course Time	6:15.6	+2.8	14	6:20.6	+7.0	24	6:29.4	+16.5	21	6:31.0	+17.3	14	6:56.1	+40.0	23			32:32.7	+1:13.1	21
21	27	SEDNEV Serguei	UKR		2		37:02.8	+1:27.1	21											
Cumulative Time	7:09.6	+12.2	17	14:26.3	+13.9	10	22:36.4	+1:01.4	24	30:17.1	+1:18.4	22	37:02.8	+1:27.1	21					
Loop Time	7:09.6	+12.2	17	7:16.7	+8.8	15	8:10.1	+1:10.5	27	7:40.7	+28.5	15	6:45.7	+29.6	18					
Shooting	0	24.0	+4.0	=3	0	28.0	+8.0	=8	2	31.0	+10.0	=26	0	27.0	+11.0	=19	2	1:50.0	+27.0	=17
Range Time	50.7	+7.2	=10	54.4	+7.4	13	1:34.6	+49.9	26	51.1	+6.4	7						4:10.8	+56.9	7
Course Time	6:18.9	+6.1	28	6:22.3	+8.7	26	6:35.5	+22.6	28	6:49.6	+35.9	27	6:45.7	+29.6	18			32:52.0	+1:32.4	24
22	18	SHIPULIN Anton	RUS		3		37:04.7	+1:29.0	22											
Cumulative Time	7:27.1	+29.7	24	14:43.7	+31.3	20	22:24.8	+49.8	19	30:21.8	+1:23.1	23	37:04.7	+1:29.0	22					
Loop Time	7:27.1	+29.7	24	7:16.6	+8.7	14	7:41.1	+41.5	22	7:57.0	+44.8	21	6:42.9	+26.8	=15					
Shooting	1	24.0	+4.0	=3	0	35.0	+15.0	=27	1	27.0	+6.0	=19	1	26.0	+10.0	=17	3	1:52.0	+29.0	=20
Range Time	1:10.1	+26.6	=22	59.1	+12.1	15	1:13.3	+28.6	20	1:14.5	+29.8	18						4:37.0	+1:23.1	21
Course Time	6:17.0	+4.2	21	6:17.5	+3.9	=11	6:27.8	+14.9	17	6:42.5	+28.8	23	6:42.9	+26.8	=15			32:27.7	+1:08.1	20
23	29	STEPHAN Christoph	GER		4		37:11.4	+1:35.7	23											
Cumulative Time	7:13.9	+16.5	21	14:49.7	+37.3	21	22:29.3	+54.3	22	30:33.1	+1:34.4	25	37:11.4	+1:35.7	23					
Loop Time	7:13.9	+16.5	21	7:35.8	+27.9	25	7:39.6	+40.0	=18	8:03.8	+51.6	26	6:38.3	+22.2	13					
Shooting	0	32.0	+12.0	30	1	34.0	+14.0	26	1	30.0	+9.0	25	2	25.0	+9.0	=13	4	2:01.0	+38.0	=25
Range Time	53.9	+10.4	=18	1:20.4	+33.4	25	1:15.5	+30.8	22	1:33.4	+48.7	26						5:03.2	+1:49.3	25
Course Time	6:20.0	+7.2	29	6:15.4	+1.8	5	6:24.1	+11.2	10	6:30.4	+16.7	13	6:38.3	+22.2	13			32:08.2	+48.6	11
24	22	FREI Thomas	SUI		2		37:12.9	+1:37.2	24											
Cumulative Time	7:11.5	+14.1	20	14:43.4	+31.0	19	22:32.3	+57.3	23	30:15.0	+1:16.3	21	37:12.9	+1:37.2	24					
Loop Time	7:11.5	+14.1	20	7:31.9	+24.0	23	7:48.9	+49.3	23	7:42.7	+30.5	16	6:57.9	+41.8	=24					
Shooting	0	28.0	+8.0	=19	1	29.0	+9.0	=16	1	29.0	+8.0	=22	0	28.0	+12.0	=23	2	1:54.0	+31.0	23
Range Time	54.0	+10.5	20	1:15.0	+28.0	22	1:15.7	+31.0	23	52.6	+7.9	9						4:17.3	+1:03.4	=10
Course Time	6:17.5	+4.7	23	6:16.9	+3.3	=7	6:33.2	+20.3	25	6:50.1	+36.4	28	6:57.9	+41.8	=24			32:55.6	+1:36.0	25
25	9	EDER Simon	AUT		4		37:29.7	+1:54.0	25											
Cumulative Time	6:57.4	0.0	1	14:12.4	0.0	1	22:14.0	+39.0	17	30:25.5	+1:26.8	24	37:29.7	+1:54.0	25					
Loop Time	6:57.4	0.0	1	7:15.0	+7.1	12	8:01.6	+1:02.0	25	8:11.5	+59.3	27	7:04.2	+48.1	27					
Shooting	0	20.0	0.0	1	0	20.0	0.0	1	2	22.0	+1.0	=4	2	21.0	+5.0	=3	4	1:23.0	0.0	1
Range Time	43.5	0.0	1	47.0	0.0	1	1:27.2	+42.5	24	1:27.4	+42.7	19						4:25.1	+1:11.2	16
Course Time	6:13.9	+1.1	5	6:28.0	+14.4	30	6:34.4	+21.5	27	6:44.1	+30.4	24	7:04.2	+48.1	27			33:04.6	+1:45.0	28
26	25	DERYZEMLYA Andriy	UKR		5		37:43.9	+2:08.2	26											
Cumulative Time	6:59.2	+1.8	2	14:57.0	+44.6	22	23:12.6	+1:37.6	28	30:52.9	+1:54.2	26	37:43.9	+2:08.2	26					
Loop Time	6:59.2	+1.8	2	7:57.8	+49.9	29	8:15.6	+1:16.0	29	7:40.3	+28.1	14	6:51.0	+34.9	21					
Shooting	0	25.0	+5.0	=7	2	31.0	+11.0	=24	3	24.0	+3.0	=11	0	22.0	+6.0	=5	5	1:42.0	+19.0	=7
Range Time	46.4	+2.9	2	1:33.7	+46.7	28	1:57.2	+1:12.5	30	49.0	+4.3	5						5:06.3	+1:52.4	27
Course Time	6:12.8	0.0	1	6:24.1	+10.5	29	6:18.4	+5.5	8	6:51.3	+37.6	29	6:51.0	+34.9	21			32:37.6	+1:18.0	22
27	5	BJOERNDALLEN Ole Einar	NOR		7		37:46.5	+2:10.8	27											
Cumulative Time	7:26.1	+28.7	23	15:10.9	+58.5	28	23:25.6	+1:50.6	30	31:04.9	+2:06.2	28	37:46.5	+2:10.8	27					
Loop Time	7:26.1	+28.7	23	7:44.8	+36.9	27	8:14.7	+1:15.1	28	7:39.3	+27.1	12	6:41.6	+25.5	14					
Shooting	1	27.0	+7.0	=13	2	25.0	+5.0	=7	3	23.0	+2.0	=7	1	16.0	0.0	1	7	1:31.0	+8.0	3
Range Time	1:12.0	+28.5	26	1:27.9	+40.9	27	1:47.9	+1:03.2	28	1:02.1	+17.4	12						5:29.9	+2:16.0	29
Course Time	6:14.1	+1.3	6	6:16.9	+3.3	=7	6:26.8	+13.9	16	6:37.2	+23.5	19	6:41.6	+25.5	14			32:16.6	+57.0	16



COMPETITION ANALYSIS / ANALYSE DE LA COMPÉTITION

SUN 21 FEB 2010 / DIM 21 FEV 2010 START TIME / DEBUT 11:00 END TIME / FINI A 11:39

Rank	Bib	Name	NOC Code		T															
Loop 1		Loop 2		Loop 3		Loop 4		Loop 5		Result	BehindRank									
Time	Behind	Rank	Time	Behind	Rank	Time	Behind	Rank	Time	Behind	Rank									
28	21	BAUER Klemen	SLO		5	38:16.9	+2:41.2	28												
Cumulative Time	7:49.7	+52.3	29	15:00.4	+48.0	26	22:20.5	+45.5	18	31:04.5	+2:05.8	27	38:16.9	+2:41.2	28					
Loop Time	7:49.7	+52.3	29	7:10.7	+2.8	=3	7:20.1	+20.5	12	8:44.0	+1:31.8	30	7:12.4	+56.3	29					
Shooting	2	30.0	+10.0	=26	0	30.0	+10.0	=19	0	25.0	+4.0	=14	3	25.0	+9.0	=13	5	1:50.0	+27.0	=17
Range Time	1:35.4	+51.9	30	53.8	+6.8	11	51.6	+6.9	10	1:58.5	+1:13.8	29					5:19.3	+2:05.4	28	
Course Time	6:14.3	+1.5	8	6:16.9	+3.3	=7	6:28.5	+15.6	18	6:45.5	+31.8	25	7:12.4	+56.3	29		32:57.6	+1:38.0	26	
29	28	TEELA Jeremy	USA		4	38:36.1	+3:00.4	29												
Cumulative Time	7:30.8	+33.4	27	15:08.6	+56.2	27	22:47.4	+1:12.4	27	31:22.0	+2:23.3	29	38:36.1	+3:00.4	29					
Loop Time	7:30.8	+33.4	27	7:37.8	+29.9	26	7:38.8	+39.2	17	8:34.6	+1:22.4	28	7:14.1	+58.0	30					
Shooting	1	27.0	+7.0	=13	1	42.0	+22.0	29	0	26.0	+5.0	=17	2	27.0	+11.0	=19	4	2:02.0	+39.0	=28
Range Time	1:10.6	+27.1	24	1:23.7	+36.7	26	52.1	+7.4	11	1:37.9	+53.2	27					5:04.3	+1:50.4	26	
Course Time	6:20.2	+7.4	30	6:14.1	+0.5	2	6:46.7	+33.8	30	6:56.7	+43.0	30	7:14.1	+58.0	30		33:31.8	+2:12.2	30	
30	20	LEGUELLEC Jean Philippe	CAN		7	39:18.5	+3:42.8	30												
Cumulative Time	7:10.0	+12.6	19	15:51.4	+1:39.0	30	23:25.0	+1:50.0	29	32:07.5	+3:08.8	30	39:18.5	+3:42.8	30					
Loop Time	7:10.0	+12.6	19	8:41.4	+1:33.5	30	7:33.6	+34.0	16	8:42.5	+1:30.3	29	7:11.0	+54.9	28					
Shooting	0	26.0	+6.0	=11	4	30.0	+10.0	=19	0	23.0	+2.0	=7	3	28.0	+12.0	=23	7	1:47.0	+24.0	=13
Range Time	52.3	+8.8	14	2:23.4	+1:36.4	30	50.2	+5.5	=7	2:02.8	+1:18.1	30					6:08.7	+2:54.8	30	
Course Time	6:17.7	+4.9	24	6:18.0	+4.4	16	6:43.4	+30.5	29	6:39.7	+26.0	20	7:11.0	+54.9	28		33:09.8	+1:50.2	29	

LEGEND

= Equal sign indicates that two or more competitors share the same rank
T Total penalties



MEN'S WORLD CUP MASS START SCORES POINTAGES DE DÉPART EN LIGNE DE LA COUPE DU MONDE HOMMES

As of SUN 21 FEB 2010 / En date du DIM 21 FEV 2010

INTERMEDIATE AFTER 3 COMPETITIONS

World Cup Events

1 Oberhof, Men 15 km Mass Start	10 JAN 2010	4 Oslo Holmenkollen, Men 15 km Mass Start	21 MAR 2010
2 Ruhpolding, Men 15 km Mass Start	16 JAN 2010	5 Khanty-Mansiysk, Men 15 km Mass Start	27 MAR 2010
3 Vancouver, Men's 15 km Mass Start	21 FEB 2010		

Rank	Name	NOC Code	Total	1	2	3	4	5
1	USTYUGOV Evgeny	RUS	157	4/43	2/54	1/60		
2	FOURCADE Martin	FRA	114	21/20	5/40	2/54		
3	BJOERNDALLEN Ole Einar	NOR	112	1/60	6/38	27/14		
4	PEIFFER Arnd	GER	107	5/40	4/43	17/24		
5	SVENDSEN Emil Hegle	NOR	106	23/18	1/60	13/28		
6	SUMANN Christoph	AUT	106	14/27	7/36	4/43		
7	BURKE Tim	USA	99	2/54	19/22	18/23		
8	LANDERTINGER Dominik	AUT	95	16/25	8/34	7/36		
9	FOURCADE Simon	FRA	90	7/36	14/27	14/27		
10	EDER Simon	AUT	87	18/23	3/48	25/16		
11	TCHEREZOV Ivan	RUS	86	17/24	17/24	6/38		
12	MESOTITSCH Daniel	AUT	83	26/15	13/28	5/40		
13	JAY Vincent	FRA	83	22/19	11/30	8/34		
14	GREIS Michael	GER	82	11/30	20/21	10/31		
15	SIKORA Tomasz	POL	78	3/48		11/30		
16	SHIPULIN Anton	RUS	76	13/28	12/29	22/19		
17	HANEVOLD Halvard	NOR	73	10/31	21/20	19/22		
18	BIRNBACHER Andreas	GER	71	27/14	10/31	15/26		
19	OS Alexander	NOR	70	6/38	9/32			
20	TCHOUDOV Maxim	RUS	54	12/29	16/25			
21	FERRY Bjorn	SWE	52		18/23	12/29		
22	LEGUELLEC Jean Philippe	CAN	52	19/22	22/19	30/11		
23	BAUER Klemen	SLO	51	15/26	29/12	28/13		
24	NOVIKOV Sergey	BLR	51	25/16	27/14	20/21		
25	HURAJT Pavol	SVK	48			3/48		
26	KRUGLOV Nikolay	RUS	47	8/34	28/13			
27	BERGMAN Carl Johan	SWE	39	28/13	15/26			
28	VASILYEV Victor	RUS	38	20/21	24/17			
29	FAK Jakov	CRO	32			9/32		
29	BERGER Lars	NOR	32	9/32				
31	DERYZEMLYA Andriy	UKR	32	24/17		26/15		
32	SEDNEV Serguei	UKR	31	30/11		21/20		
33	PINTER Friedrich	AUT	30	29/12	23/18			
34	SLESINGR Michal	CZE	25			16/25		
35	STEPHAN Christoph	GER	18			23/18		
36	FREI Thomas	SUI	17			24/17		
37	LINDSTROM Fredrik	SWE	16		25/16			
38	SOUKUP Jaroslav	CZE	15		26/15			
39	TEELA Jeremy	USA	12			29/12		
40	BOE Tarjei	NOR	11		30/11			

NOTES

Numbers separated by a slash indicate World Cup rank / points. Number of points awarded for each rank is shown in the table below:

Rank	1	2	3	4	5	6	7	8	9	10	11	12	13	14	15	16	17	18	19	20	21	22	23	24	25	26	27	28	...	40
Points	60	54	48	43	40	38	36	34	32	31	30	29	28	27	26	25	24	23	22	21	20	19	18	17	16	15	14	13	...	1



MEN'S WORLD CUP TOTAL SCORES / POINTAGES TOTAUX DE LA COUPE DU MONDE HOMMES

As of SUN 21 FEB 2010 / En date du DIM 21 FEV 2010

INTERMEDIATE AFTER 18 COMPETITIONS

World Cup Events								
1	Oestersund, Men 20 km Individual	3 DEC 2009	10	Ruhpolding, Men 10 km Sprint	14 JAN 2010	19	Kontiolahti, Men 10 km Sprint	13 MAR 2010
2	Oestersund, Men 10 km Sprint	5 DEC 2009	11	Ruhpolding, Men 15 km Mass Start	16 JAN 2010	20	Kontiolahti, Men 12.5 km Pursuit	14 MAR 2010
3	Hochfilzen, Men 10 km Sprint	11 DEC 2009	12	Antholz-Anterselva, Men 20 km Individual	21 JAN 2010	21	Oslo Holmenkollen, Men 10 km Sprint	18 MAR 2010
4	Hochfilzen, Men 12.5 km Pursuit	12 DEC 2009	13	Antholz-Anterselva, Men 10 km Sprint	23 JAN 2010	22	Oslo Holmenkollen, Men 12.5 km Pursuit	20 MAR 2010
5	Pokljuka, Men 20 km Individual	17 DEC 2009	14	Antholz-Anterselva, Men 12.5 km Pursuit	24 JAN 2010	23	Oslo Holmenkollen, Men 15 km Mass Start	21 MAR 2010
6	Pokljuka, Men 10 km Sprint	19 DEC 2009	15	Vancouver, Men's 10 km Sprint	14 FEB 2010	24	Khanty-Mansiysk, Men 10 km Sprint	26 MAR 2010
7	Pokljuka, Men 12.5 km Pursuit	20 DEC 2009	16	Vancouver, Men's 12.5 km Pursuit	16 FEB 2010	25	Khanty-Mansiysk, Men 15 km Mass Start	27 MAR 2010
8	Oberhof, Men 10 km Sprint	9 JAN 2010	17	Vancouver, Men's 20 km Individual	18 FEB 2010			
9	Oberhof, Men 15 km Mass Start	10 JAN 2010	18	Vancouver, Men's 15 km Mass Start	21 FEB 2010			

Rank	Name	NOC Code	Total	1	2	3	4	5	6	7	8	9	10	11	12	13	14	15	16	17	18	19	20	21	22	23	24	25	
1	USTYUGOV Evgeny	RUS	569	14/27	39/2	3/48	5/40	31/10	7/36	1/60	1/60	4/43	9/32	2/54		48	39/2	15/26	15/26	4/43	1/60								
2	SUMANN Christoph	AUT	564	3/48	7/36	6/38	4/43	1/60	103			20/21	14/27	10/31	7/36	13/28	35/6	11/30	12/29	2/54	8/34	4/43							
3	SVENDSEN Emil Hegle	NOR	560	1/60	2/54	9/32	1/60					5/40	23/18	1/60	1/60			2/54	8/34	1/60	13/28								
4	EDER Simon	AUT	485	42	13/28	7/36	2/54	DNS	=10/31	3/48	39/2	18/23	37/4	3/48	12/29	9/32	18/23	11/30	4/43	6/38	25/16								
5	BJOERNDALEN Ole Einar	NOR	475	=43	1/60	1/60	3/48					14/27	1/60	2/54	6/38			17/24	7/36	=2/54	27/14								
6	LANDERTINGER Dominik	AUT	475	17/24	28/13	13/28	20/21	DNS	2/54	4/43	65	16/25	4/43	8/34		2/54	3/48	34/7	14/27	23/18	7/36								
7	TCHEREZOV Ivan	RUS	459	77		25/16	22/19	15/26	1/60	8/34	8/34	17/24	7/36	17/24		17/24	12/29	10/31	6/38	15/26	6/38								
8	FOURCADE Simon	FRA	457	16/25	9/32	10/31	8/34	2/54	6/38	9/32	22/19	7/36	5/40	14/27		14/27	8/34	71		40/1	14/27								
9	FOURCADE Martin	FRA	433	7/36	8/34	12/29	14/27	DNS	DNS		84	21/20	6/38	5/40	8/34	6/38	4/43	35/6	34/7	14/27	2/54								
10	GREIS Michael	GER	429	9/32	5/40	23/18	26/15	21/20	12/29	DNS	2/54	11/30	3/48	20/21	DNS			21/20	5/40	10/31	10/31								
11	PEIFFER Arnd	GER	427	65	10/31	=14/27	27/14	18/23	9/32	5/40	38/3	5/40	30/11	4/43	24/17	1/60	2/54	37/4	37/4		17/24								
12	BURKE Tim	USA	416	2/54	3/48	20/21	10/31	14/27	8/34	6/38	19/22	2/54	31/10	19/22	29/12	21/20	DNS	47	46	45	18/23								
13	MESOTITSCH Daniel	AUT	386	=30/11	33/8	46	16/25	8/34	36/5	29/12	40/1	26/15	20/21	13/28	2/54	5/40	1/60	45	41	9/32	5/40								
14	JAY Vincent	FRA	367	23/18	=41	84		5/40	34/7	11/30	37/4	22/19	22/19	11/30	27/14	22/19	16/25	1/60	3/48	60	8/34								
15	SHIPULIN Anton	RUS	361	22/19	=41	44	30/11	26/15	5/40	25/16	6/38	13/28	11/30	12/29	DNS	4/43	7/36	30/11	20/21	36/5	22/19								
16	SIKORA Tomasz	POL	345	71	14/27	72		6/38	43	16/25	30/11	3/48			14/27	11/30	6/38	29/12	18/23	7/36	11/30								
17	FERRY Bjorn	SWE	329	6/38	98	21/20	7/36	12/29	20/21	14/27			29/12	18/23				8/34	1/60	42	12/29								
18	BIRNBACHER Andreas	GER	324	55	6/38	32/9	28/13	22/19	21/20	39/2	=43	27/14	33/8	10/31	31/10	10/31	13/28	23/18	13/28	12/29	15/26								
19	SEDNEV Serguei	UKR	295	19/22	52	70		9/32	=26/15	18/23	34/7	30/11			1/60	18/23	9/32	22/19	10/31	68	21/20								
20	KRUGLOV Nikolay	RUS	291	50	49	2/54	6/38	40/1	30/11	26/15	9/32	8/34	52	28/13	33/8	12/29	15/26			11/30									
21	OS Alexander	NOR	287	12/29	18/23	31/10	44	3/48	18/23	17/24	10/31	6/38	25/16	9/32						28/13									
22	BAUER Klemen	SLO	286	41	15/26	98		80	13/28	7/36	12/29	15/26	12/29	29/12	44	41	38/3	4/43	9/32	32/9	28/13								
23	DERYZEMLYA Andriy	UKR	277	106	17/24	37/4	29/12	16/25	14/27	34/7	21/20	24/17			16/25	15/26	35/6	5/40	26/15	27/14	26/15								
24	HURAJT Pavol	SVK	266	34/7	44	36/5	53	10/31	62		71		32/9		5/40	=30/11	27/14	7/36	16/25	5/40	3/48								
25	HANEVOLD Halvard	NOR	263	97	30/11	8/34	11/30	=60	24/17	4/43	10/31	27/14	21/20				24/17	17/24		19/22									
26	NOVIKOV Sergey	BLR	259	21/20	54	27/14	18/23	47	15/26	22/19	11/30	25/16	40/1	27/14			=40/1	21/20	=2/54	20/21									
27	TCHOUDOV Maxim	RUS	253	=4/43	=85	4/43	13/28	DNS	73		47	12/29	8/34	16/25	7/36	26/15	52	63											
28	LEGUELLEC Jean Philippe	CAN	252	10/31	12/29	124		44	35/6	13/28		19/22	98	22/19	39/2	=53	33/8	6/38	11/30	13/28	30/11								
29	STEPHAN Christoph	GER	249	=53	4/43	96		41	76		72		24/17		6/38	3/48	5/40	19/22	30/11	29/12	23/18								
30	BERGER Lars	NOR	227	8/34	24/17	5/40	9/32	48	15/26	13/28	9/32	DNS			57	DNS	46	23/18											
31	SOUKUP Jaroslav	CZE	200	35/6	72	22/19	24/17	30/11	52	33/8			15/26	26/15	4/43	19/22	19/22	52	51	30/11									



MEN'S WORLD CUP TOTAL SCORES / POINTAGES TOTAUX DE LA COUPE DU MONDE HOMMES

As of SUN 21 FEB 2010 / En date du DIM 21 FEV 2010

Rank	Name	NOC Code	Total	1	2	3	4	5	6	7	8	9	10	11	12	13	14	15	16	17	18	19	20	21	22	23	24	25
32	BERGMAN Carl Johan	SWE	197	58	16/25	17/24	21/20	DNF	32/9	37/4	3/48	28/13	35/6	15/26				42	19/22	61								
33	DEFRASNE Vincent	FRA	193	59	23/18	=14/27	19/22	57	44	DNS	24/17				21/20	7/36	22/19	53	22/19	26/15								
34	PINTER Friedrich	AUT	192	=4/43	DNS	35/6	23/18	23/18	22/19	23/18	53	29/12	23/18	23/18	DNS	32/9	28/13											
35	SLESINGR Michal	CZE	184	=30/11	48	56	39/2	4/43	54	57					9/32	29/12	54	18/23	29/12	17/24	16/25							
36	FREI Thomas	SUI	167	38/3	37/4	93		28/13	3/48	41	42				95			13/28	12/29	16/25	24/17							
37	WOLF Alexander	GER	156	11/30	61	73		20/21	45	30/11	61				18/23	17/24	28/13	24/17		24/17								
38	BOE Tarjei	NOR	138					=37/4	4/43	12/29	25/16			26/15	30/11						21/20							
39	FAK Jakov	CRO	137	48	65	63		48	78					=61		55	24/17	17/24	3/48	25/16	51	9/32						
40	EBERHARD Tobias	AUT	135	26/15	66	16/25	45	56	112			35/6		14/27		18/23	33/8	10/31										
41	ANDRESEN Frode	NOR	134					7/36	17/24	19/22						8/34	23/18											
42	TEELA Jeremy	USA	133	88	90	107		51	=26/15	31/10	18/23			17/24				9/32	24/17		29/12							
43	VASILYEV Victor	RUS	133	72	25/16	18/23	31/10	13/28	23/18	52	48	20/21			24/17	41	77											
44	LINDSTROM Fredrik	SWE	126	39/2	19/22	51	43	24/17	24/17	20/21	96				21/20	25/16		38/3	33/8	77								
45	SEMENOV Serhiy	UKR	105					50	19/22	21/20	16/25						48	13/28	49	33/8	39/2	52						
46	HOFER Lukas	ITA	99	60	20/21	24/17	15/26	94	71						51		15/26	46	32/9	56	54	46						
47	de LORENZI Christian	ITA	95	32/9	=74	19/22	12/29	108	67						36/5		47	25/16	30/11	61		38/3						
48	BRICIS Ilmars	LAT	95	25/16	34/7	97		33/8				57			13/28				14/27	32/9	74							
49	NILSSON Mattias	SWE	87	63	26/15	30/11	17/24	11/30	90		=49				45						34/7							
50	PUURUNEN Paavo	FIN	83	27/14	32/9	26/15	25/16	42	33/8	27/14						62	42	34/7	73			53						
51	HALLENBARTER Simon	SUI	82	89	38/3	28/13	46	53	81			29/12			=38/3	49	36/5	20/21	16/25	43	43							
52	LESSING Roland	EST	79	61	60	86		78	16/25	2/54					44		83		62		65							
53	SIMMEN Matthias	SUI	79	45	21/20	45	37/4	35/6	51	51	55				68		22/19	51	48	26/15	28/13	39/2						
54	MARIC Janez	SLO	70	15/26	84	48	58	52	58	35/6	=49				=38/3	20/21	47	45	27/14	47	62							
55	SIMOCKO Dusan	SVK	70	=53	97	80									28/13		72	23/18	25/16	75		18/23						
56	CHERVYHKOV Aleksandr	KAZ	66	33/8		29/12	32/9	34/7	40/1	28/13	32/9				49		34/7	56	53	51	49	50						
57	MORAVEC Ondrej	CZE	64	29/12	83	47	52	88	31/10	45					34/7		57	16/25	31/10	67								
58	VALIULLIN Rustam	BLR	62	100	63	11/30	35/6	77	89		15/26				56					43	42	48						
59	ANEV Krasimir	BUL	61	37/4	93	67		101	25/16	32/9	54				66				25/16	45	25/16							
60	GREEN Brendan	CAN	56	84	58	55	56	64	46	54					78		19/22	34/7	14/27									
61	ZHANG Chengye	CHN	54	24/17	DNS	74		68	55	56	73				90				32/9	35/6	19/22							
62	ABRAMENKO Evgeny	BLR	51	81	67			19/22	28/13	40/1	27/14				85				49	40/1	58							
63	GJEDREM Hans Martin	NOR	51					29/12	41	42							26/15	37/4	21/20									
64	ISA Hidenori	JPN	50	76	36/5	79		27/14	=10/31	43	60				55		45	85	68		83							
65	BILANENKO Olexander	UKR	50	18/23	DNF	60	34/7	61									74	45	40/1			22/19						
66	BOEUF Alexis	FRA	48	91	56	76											3/48	65										
67	SYMAN Alexandr	BLR	45	62	62	54	40/1	73	100		28/13				63					20/21	31/10	41						
68	BOCKLI Claudio	SUI	44	66	46	59	59	90	29/12	55	68				16/25		61	38/3	37/4									
69	SCHEMPP Simon	GER	39	57	57	33/8	43	42	10/31	56					60				89									
70	ROESCH Michael	GER	38	=46	31/10	33/8	38/3	54	106									38/3	27/14	44								
71	DOSTAL Roman	CZE	37		79	99		82	68						54		10/31	66				35/6						
72	KALDVEE Martten	EST	36	110				83	118			7/36			79				83	74		81						
73	TOBRELUTS Indrek	EST	36		27/14	40/1	42		59	DNS					77			DNS	=30/11	47	31/10	48						
74	HOLUBEC Tomas	CZE	34	13/28	35/6	50	57	66	97						87			46	80									
75	HAFSAS Ronny	NOR	33	57	11/30	49	47	46	=60	38/3																		



MEN'S WORLD CUP TOTAL SCORES / POINTAGES TOTAUX DE LA COUPE DU MONDE HOMMES

As of SUN 21 FEB 2010 / En date du DIM 21 FEV 2010

Rank	Name	NOC Code	Total	1	2	3	4	5	6	7	8	9	10	11	12	13	14	15	16	17	18	19	20	21	22	23	24	25	
76	WINDISCH Markus	ITA	31	DSQ	22/19	78		39/2	65						78	49	41	44	53	31/10									
77	DOKL Peter	SLO	30	102	73	52	DNF	110	77		91		94		11/30	61		58	LAP	75									
78	ARMGREN Ted	SWE	28								26/15		48		50	40/1	29/12												
79	JOLLER Ivan	SUI	25	94	47	66		17/24	69		78				40/1	DNS													
80	BEATRIX Jean Guillaume	FRA	24	70	59	75					17/24		57		52														
81	ANTILA Timo	FIN	24	40/1	87	83					23/18		53		37/4	52	50	=40/1	52	56									
82	WEGER Benjamin	SUI	22										19/22		DNS	64		69		55									
83	VUILLERMOZ Rene Laurent	ITA	21	20/21	100	112							43		42	60	51			54									
84	BEDARD Marc-Andre	CAN	21					49	64				88		58	20/21	43												
85	VIKS Prit	EST	21	DNF	68	85		98			DNS				69	DNS				20/21									
86	COLA Mattia	ITA	19	49	55			86	39/2	47			73		73	39/2	26/15	60	55										
87	CLEGG Robin	CAN	18	105	50	62							86		23/18	82													
88	SAVITSKIY Yan	KAZ	18		101	39/2	41						99			86		39/2	27/14	64									
89	BAILEY Lowell	USA	18	DNS	53	87		36/5	38/3	50			93		93	68		36/5	36/5	57									
90	BEREZHNOY Oleg	UKR	16	73	DNS	65		25/16	57	48			81																
91	CHEPELIN Vladimir	BLR	16																										
92	VITEK Zdenek	CZE	16					89	85				89		54	44	42	28/13	38/3	67									
93	HAKKINEN Jay	USA	16	28/13	43	38/3	50						80		68	81		54	57	76									
94	JONSSON Magnus	SWE	16	68	29/12	43	54	=37/4	47	53			70					79											
95	SZCZUREK Lukasz	POL	13	87	91	=91		105	75				90		108		28/13	75		59									
96	KLETCHEROV Michail	BUL	12	=46	51	34/7	36/5	70	93				52		75				59	44	63								
97	KOIV Kauri	EST	11	56	69	81		45	74				41						48	50	44								
98	SIAMIONAU Mikhail	BLR	10	DNS	95	68			86				31/10		=83														
99	DERKACH Vyacheslav	UKR	9	=43	45	61		65	50	44	=43				32/9	69		77											
100	PERRAS Scott	CAN	9					32/9	80																				
101	RUPNIK Vasja	SLO	9	98	76	42	48	95	37/4	36/5	66		76		53	50	DNS	57	59	49									
102	MATIASKO Marek	SVK	8	78		102		60	84				106		75			66		33/8									
103	NARUSK Prit	EST	8										33/8		121														
104	HABERT Lois	FRA	6										58		59		35/6	58	46										
105	TSVETAU Vitali	BLR	5														60	43	36/5										
106	NAGAI Junji	JPN	5	52	64	90		72	63				36/5		65		59	=53	57										
107	BRINK Joergen	SWE	5	36/5	102	94		DNS	120																				
108	EBERHARD Julian	AUT	5														36/5												
109	PIKSONS Edgars	LAT	4			108							79						78		37/4								
110	BRATTSVEEN Rune	NOR	1	113	40/1	88		87																					

NOTES

Numbers separated by a slash indicate World Cup rank / points. Number of points awarded for each rank is shown in the table below:

Rank	1	2	3	4	5	6	7	8	9	10	11	12	13	14	15	16	17	18	19	20	21	22	23	24	25	26	27	28	...	40
Points	60	54	48	43	40	38	36	34	32	31	30	29	28	27	26	25	24	23	22	21	20	19	18	17	16	15	14	13	...	1

LEGEND

DNF Did not finish **DNS** Did not start **DSQ** Disqualified **LAP** Lapped



QUALIFICATION STATUS - PROVISIONAL START LIST
ÉTAT DE QUALIFICATION - LISTE DE DÉPART PROVISOIRE

SUN 21 FEB 2010 / DIM 21 FEV 2010 START TIME / DEBUT 13:00

After 3 competitions

Bib	Name	NOC Code	Gold	Silver	Bronze	World Cup Rank	Olympic Games Points
Medal Winners							
1	KUZMINA Anastazia	SVK	SP	PU			116
2	NEUNER Magdalena	GER	PU	SP		2	145
3	BERGER Tora	NOR	IN			13	108
4	KHRUSTALEVA Elena	KAZ		IN			124
5	DORIN Marie	FRA			SP		72
6	BRUNET Marie Laure	FRA			PU	9	115
7	DOMRACHEVA Darya	BLR			IN	11	108
World Cup Total Score - top 15							
8	JONSSON Helena	SWE				1	56
9	HENKEL Andrea	GER				3	83
10	WILHELM Kati	GER				4	83
11	OLOFSSON-ZIDEK Anna Carin	SWE				5	88
12	HAUSWALD Simone	GER				6	40
13	MEDVEDTSEVA Olga	RUS				7	60
14	SLEPTSOVA Svetlana	RUS				8	51
15	GREGORIN Teja	SLO				10	69
16	ZAITSEVA Olga	RUS				12	87
17	BAILLY Sandrine	FRA				14	40
18	SEMERENKO Valj	UKR				15	64
Qualified by Olympic Games Points							
19	FLATLAND Ann Kristin Aafedt	NOR					92
20	KALINCHIK Liudmila	BLR					84
21	KHVOSTENKO Oksana	UKR					83
22	BOULYGINA Anna	RUS					81
23	TOFALVI Eva	ROU					79
24	PALKA Krystyna	POL					63
25	NOVAKOWSKA Weronika	POL					58
26	CYL Agnieszka	POL					52
27	PIDHRUSHNA Olena	UKR					52
28	NILSSON Anna Maria	SWE					42
29	SKARDINO Nadezhda	BLR					41
30	MALI Andreja	SLO					40
Reserve athletes qualified by Olympic Games points:							
	BECAERT Sylvie	FRA					35
	RASIMOVICIUTE Diana	LTU					34
	LIU Xianying	CHN					32
	REZLEROVA Magda	CZE					31

NOTES

Athletes must confirm their participation by Sunday 21 FEB 2010 11:00
Bib numbers will be distributed Sunday 21 FEB 2010 11:10

LEGEND

IN Individual **PU** Pursuit **SP** Sprint



ZEROING ALLOCATION
ATTRIBUTION DES LIGNES POUR TIR D'ESSAI

SUN 21 FEB 2010 / DIM 21 FEV 2010 START TIME / DEBUT 13:00

Shooting Lane	Shooting Position	NOC Code
1	P	SVK
2	P	GER
3	P	NOR
4	P	KAZ
5	P	FRA
6	P	FRA
7	P	BLR
8	P	SWE
9	P	GER
10	P	GER
11	P	SWE
12	P	GER
13	P	RUS
14	P	RUS
15	P	SLO
16	S	RUS
17	S	FRA
18	S	UKR
19	S	NOR
20	S	BLR
21	S	UKR
22	S	RUS
23	S	ROU
24	S	POL
25	S	POL
26	S	POL
27	S	UKR
28	S	SWE
29	S	BLR
30	S	SLO

NOTES

12:00 - 12:45 Paper Targets

LEGEND

P Prone **S** Standing



START LIST / LISTE DE DÉPART

SUN 21 FEB 2010 / DIM 21 FEV 2010 START TIME / DEBUT 13:00

Bib	Name	NOC Code	Start Row	P	P	S	S	T	Time
1	KUZMINA Anastazia	SVK	1						
2	NEUNER Magdalena	GER							
3	BERGER Tora	NOR							
4	KHRUSTALEVA Elena	KAZ							
5	DORIN Marie	FRA							
6	BRUNET Marie Laure	FRA							
7	DOMRACHEVA Darya	BLR							
8	JONSSON Helena	SWE							
9	HENKEL Andrea	GER							
10	WILHELM Kati	GER							
11	OLOFSSON-ZIDEK Anna Carin	SWE	2						
12	HAUSWALD Simone	GER							
13	MEDVEDTSEVA Olga	RUS							
14	SLEPTSOVA Svetlana	RUS							
15	GREGORIN Teja	SLO							
16	ZAITSEVA Olga	RUS							
17	BAILLY Sandrine	FRA							
18	SEMERENKO Valj	UKR							
19	FLATLAND Ann Kristin Aafedt	NOR							
20	KALINCHIK Liudmila	BLR							
21	KHVOSTENKO Oksana	UKR	3						
22	BOULYGINA Anna	RUS							
23	TOFALVI Eva	ROU							
24	PALKA Krystyna	POL							
25	NOVAKOWSKA Weronika	POL							
26	CYL Agnieszka	POL							
27	PIDHRUSHNA Olena	UKR							
28	NILSSON Anna Maria	SWE							
29	SKARDINO Nadezhda	BLR							
30	MALI Andreja	SLO							

LEGEND

P Prone **S** Standing **T** Total penalties



FINAL RESULTS / RÉSULTATS DÉFINITIFS

SUN 21 FEB 2010 / DIM 21 FEV 2010 START TIME / DEBUT 13:00 END TIME / FINI A 13:39

Rank	Bib	Name	NOC Code	P	P	S	S	T	Result	WC
1	2	NEUNER Magdalena	GER	1	0	1	0	2	35:19.6	60
2	16	ZAITSEVA Olga	RUS	0	0	1	0	1	+5.5	54
3	12	HAUSWALD Simone	GER	0	0	2	0	2	+7.3	48
4	13	MEDVEDTSEVA Olga	RUS	0	0	0	0	0	+21.2	43
5	15	GREGORIN Teja	SLO	0	0	0	1	1	+29.4	40
6	7	DOMRACHEVA Darya	BLR	0	0	1	0	1	+33.6	38
7	17	BAILLY Sandrine	FRA	0	0	2	0	2	+42.4	36
8	1	KUZMINA Anastazia	SVK	1	1	1	0	3	+43.3	34
9	9	HENKEL Andrea	GER	1	0	0	0	1	+53.9	32
10	8	JONSSON Helena	SWE	1	1	0	0	2	+56.3	31
11	19	FLATLAND Ann Kristin Aafedt	NOR	0	2	1	1	4	+56.4	30
12	27	PIDHRUSHNA Olena	UKR	1	0	0	1	2	+1:03.2	29
13	11	OLOFSSON-ZIDEK Anna Carin	SWE	1	1	1	1	4	+1:03.3	28
14	14	SLEPTSOVA Svetlana	RUS	0	2	0	1	3	+1:03.7	27
15	6	BRUNET Marie Laure	FRA	0	0	1	2	3	+1:19.9	26
16	5	DORIN Marie	FRA	1	0	0	0	1	+1:21.3	25
17	20	KALINCHIK Liudmila	BLR	0	0	0	1	1	+1:35.6	24
18	3	BERGER Tora	NOR	1	0	1	2	4	+1:38.7	23
19	18	SEMERENKO Valj	UKR	0	2	1	0	3	+1:52.9	22
20	24	PALKA Krystyna	POL	1	0	0	0	1	+2:03.0	21
21	25	NOVAKOWSKA Weronika	POL	1	2	1	0	4	+2:14.4	20
22	29	SKARDINO Nadezhda	BLR	0	0	0	1	1	+2:18.5	19
23	26	CYL Agnieszka	POL	0	1	2	2	5	+2:35.1	18
24	23	TOFALVI Eva	ROU	0	1	2	2	5	+2:41.1	17
25	10	WILHELM Kati	GER	1	3	1	0	5	+3:18.1	16
26	30	MALI Andreja	SLO	0	2	0	2	4	+3:34.3	15
27	4	KHRUSTALEVA Elena	KAZ	2	2	1	0	5	+3:41.7	14
28	28	NILSSON Anna Maria	SWE	1	1	1	1	4	+3:46.2	13
29	21	KHVOSTENKO Oksana	UKR	0	2	1	0	3	+3:51.4	12
30	22	BOULYGINA Anna	RUS	4	1	2	1	8	+3:57.6	11

LEGEND

P Prone **S** Standing **T** Total penalties **WC** World Cup



FINAL RESULTS - COMPETITION DATA SUMMARY
RÉSULTATS DÉFINITIFS - RÉSUMÉ DES DONNÉES DE COMPÉTITION

SUN 21 FEB 2010 / DIM 21 FEV 2010 START TIME / DEBUT 13:00 END TIME / FINI A 13:39

Participation

Number of Entries	30
Did not start	0
Did not finish	0
Disqualified	0
Ranked Competitors	30

Atmospheric Conditions at the Stadium

	30 min. before Start	At Start Time	30 min. after Start	At End Time
Weather	Sunny	Sunny	Sunny	Sunny
Snow Condition	Compact	Compact	Compact	Compact
Snow Temperature	-0.5 °C / 31.1 °F	-0.4 °C / 31.3 °F	-0.4 °C / 31.3 °F	-0.4 °C / 31.3 °F
Air Temperature	6.9 °C / 44.4 °F	7.5 °C / 45.5 °F	7.5 °C / 45.5 °F	7.5 °C / 45.5 °F
Humidity	48 %	44 %	44 %	44 %
Wind Direction/Speed	SE / 1.9 m/s	SE / 1.1 m/s	SE / 1.1 m/s	SE / 1.1 m/s

Jury Information

IBU Technical Delegate - Chairman	BAIER Norbert (IBU)
IBU Assistant Technical Delegate	ZWAHLEN Robert (IBU)
Competition Chief	COLLARD Paul (CAN)
Member	NUNAR Borut (SLO)
Member	JANOUSEK Milan (CZE)
IBU Race Director	BERGER Franz (IBU)

Course Information

green 2641m + green 2641m + green 2641m + green 2641m + green 2531m

Total Course Length	13095 m
Height Difference (HD)	27 m
Max. Climb (MM)	25 m
Total Climb (MT)	420 m

Jury Decisions


none

IBU Technical Delegate - Chairman



BAIER Norbert (IBU)

IBU Assistant Technical Delegate



ZWAHLEN Robert (IBU)

LEGEND

SE Southeast



COMPETITION ANALYSIS / ANALYSE DE LA COMPÉTITION

SUN 21 FEB 2010 / DIM 21 FEV 2010 START TIME / DEBUT 13:00 END TIME / FINI A 13:39

Rank	Bib	Name	NOC Code		T											
Loop 1		Loop 2		Loop 3		Loop 4		Loop 5		Result	Behind Rank					
Time	Behind Rank	Time	Behind Rank	Time	Behind Rank	Time	Behind Rank	Time	Behind Rank							
1	2	NEUNER Magdalena	GER		2	35:19.6	0.0	1								
Cumulative Time	7:13.5	+20.9	17	14:20.0	+18.9	8	21:58.2	+28.6	8	29:02.2	+7.3	2	35:19.6	0.0	1	
Loop Time	7:13.5	+20.9	17	7:06.5	+1.2	3	7:38.2	+24.3	14	7:04.0	0.0	1	6:17.4	0.0	1	
Shooting	1	25.0	+2.0	=2	0	28.0	+1.0	=3	1	27.0	+4.0	=7	0	26.0	+5.0	=7
Range Time	1:13.0	+23.3	17	53.4	0.0	1	1:15.2	+22.1	=13	51.1	+0.7	=2	4:12.7	+10.7	7	
Course Time	6:00.5	+0.9	3	6:13.1	+10.1	18	6:23.0	+13.7	12	6:12.9	0.0	1	6:17.4	0.0	1	
2	16	ZAITSEVA Olga	RUS		1	35:25.1	+5.5	2								
Cumulative Time	6:59.9	+7.3	8	14:05.2	+4.1	3	21:36.4	+6.8	3	28:54.9	0.0	1	35:25.1	+5.5	2	
Loop Time	6:59.9	+7.3	8	7:05.3	0.0	1	7:31.2	+17.3	8	7:18.5	+14.5	5	6:30.2	+12.8	9	
Shooting	0	31.0	+8.0	=17	0	33.0	+6.0	=17	1	28.0	+5.0	=13	0	31.0	+10.0	=23
Range Time	56.4	+6.7	=10	58.1	+4.7	8	1:14.5	+21.4	12	56.1	+5.7	11	4:05.1	+3.1	3	
Course Time	6:03.5	+3.9	13	6:07.2	+4.2	5	6:16.7	+7.4	5	6:22.4	+9.5	6	6:30.2	+12.8	9	
3	12	HAUSWALD Simone	GER		2	35:26.9	+7.3	3								
Cumulative Time	6:55.0	+2.4	3	14:01.1	0.0	1	21:57.4	+27.8	7	29:02.4	+7.5	3	35:26.9	+7.3	3	
Loop Time	6:55.0	+2.4	3	7:06.1	+0.8	2	7:56.3	+42.4	22	7:05.0	+1.0	2	6:24.5	+7.1	5	
Shooting	0	28.0	+5.0	=9	0	29.0	+2.0	=7	2	28.0	+5.0	=13	0	25.0	+4.0	=4
Range Time	54.0	+4.3	=7	54.5	+1.1	3	1:37.2	+44.1	26	50.4	0.0	1	4:16.1	+14.1	10	
Course Time	6:01.0	+1.4	4	6:11.6	+8.6	16	6:19.1	+9.8	9	6:14.6	+1.7	2	6:24.5	+7.1	5	
4	13	MEDVEDTSEVA Olga	RUS		0	35:40.8	+21.2	4								
Cumulative Time	7:00.6	+8.0	11	14:12.5	+11.4	6	21:29.6	0.0	1	29:04.3	+9.4	4	35:40.8	+21.2	4	
Loop Time	7:00.6	+8.0	11	7:11.9	+6.6	10	7:17.1	+3.2	3	7:34.7	+30.7	11	6:36.5	+19.1	11	
Shooting	0	31.0	+8.0	=17	0	38.0	+11.0	25	0	35.0	+12.0	=27	0	42.0	+21.0	29
Range Time	56.4	+6.7	=10	1:04.6	+11.2	13	1:01.8	+8.7	10	1:09.3	+18.9	16	4:12.1	+10.1	6	
Course Time	6:04.2	+4.6	15	6:07.3	+4.3	6	6:15.3	+6.0	2	6:25.4	+12.5	9	6:36.5	+19.1	11	
5	15	GREGORIN Teja	SLO		1	35:49.0	+29.4	5								
Cumulative Time	7:00.3	+7.7	=9	14:08.5	+7.4	5	21:30.8	+1.2	2	29:20.1	+25.2	7	35:49.0	+29.4	5	
Loop Time	7:00.3	+7.7	=9	7:08.2	+2.9	5	7:22.3	+8.4	5	7:49.3	+45.3	19	6:28.9	+11.5	8	
Shooting	0	30.0	+7.0	=13	0	31.0	+4.0	=12	0	32.0	+9.0	=21	1	35.0	+14.0	=26
Range Time	57.0	+7.3	13	57.7	+4.3	6	57.3	+4.2	6	1:20.9	+30.5	23	4:12.9	+10.9	8	
Course Time	6:03.3	+3.7	12	6:10.5	+7.5	11	6:25.0	+15.7	13	6:28.4	+15.5	10	6:28.9	+11.5	8	
6	7	DOMRACHEVA Darya	BLR		1	35:53.2	+33.6	6								
Cumulative Time	7:00.3	+7.7	=9	14:07.3	+6.2	4	21:46.2	+16.6	5	29:13.2	+18.3	5	35:53.2	+33.6	6	
Loop Time	7:00.3	+7.7	=9	7:07.0	+1.7	4	7:38.9	+25.0	15	7:27.0	+23.0	8	6:40.0	+22.6	13	
Shooting	0	31.0	+8.0	=17	0	32.0	+5.0	=14	1	32.0	+9.0	=21	0	30.0	+9.0	=20
Range Time	56.5	+6.8	12	58.2	+4.8	9	1:22.3	+29.2	23	57.4	+7.0	13	4:14.4	+12.4	9	
Course Time	6:03.8	+4.2	14	6:08.8	+5.8	7	6:16.6	+7.3	4	6:29.6	+16.7	11	6:40.0	+22.6	13	
7	17	BAILLY Sandrine	FRA		2	36:02.0	+42.4	7								
Cumulative Time	7:05.7	+13.1	14	14:16.5	+15.4	7	22:24.6	+55.0	18	29:38.6	+43.7	10	36:02.0	+42.4	7	
Loop Time	7:05.7	+13.1	14	7:10.8	+5.5	9	8:08.1	+54.2	24	7:14.0	+10.0	4	6:23.4	+6.0	4	
Shooting	0	36.0	+13.0	=27	0	43.0	+16.0	=28	2	34.0	+11.0	26	0	29.0	+8.0	=16
Range Time	1:00.7	+11.0	14	1:06.9	+13.5	=14	1:49.5	+56.4	30	54.9	+4.5	8	4:52.0	+50.0	18	
Course Time	6:05.0	+5.4	17	6:03.9	+0.9	3	6:18.6	+9.3	8	6:19.1	+6.2	5	6:23.4	+6.0	4	
8	1	KUZMINA Anastazia	SVK		3	36:02.9	+43.3	8								
Cumulative Time	7:17.0	+24.4	18	14:48.5	+47.4	18	22:25.4	+55.8	19	29:38.1	+43.2	9	36:02.9	+43.3	8	
Loop Time	7:17.0	+24.4	18	7:31.5	+26.2	19	7:36.9	+23.0	12	7:12.7	+8.7	3	6:24.8	+7.4	6	
Shooting	1	28.0	+5.0	=9	1	32.0	+5.0	=14	1	29.0	+6.0	=17	0	29.0	+8.0	=16
Range Time	1:15.8	+26.1	18	1:20.7	+27.3	18	1:17.5	+24.4	18	55.3	+4.9	9	4:49.3	+47.3	16	
Course Time	6:01.2	+1.6	5	6:10.8	+7.8	=12	6:19.4	+10.1	10	6:17.4	+4.5	3	6:24.8	+7.4	6	
9	9	HENKEL Andrea	GER		1	36:13.5	+53.9	9								
Cumulative Time	7:20.9	+28.3	20	14:31.1	+30.0	13	21:54.2	+24.6	6	29:16.9	+22.0	6	36:13.5	+53.9	9	
Loop Time	7:20.9	+28.3	20	7:10.2	+4.9	7	7:23.1	+9.2	6	7:22.7	+18.7	6	6:56.6	+39.2	24	
Shooting	1	32.0	+9.0	=21	0	30.0	+3.0	11	0	31.0	+8.0	20	0	26.0	+5.0	=7
Range Time	1:19.0	+29.3	25	57.2	+3.8	5	57.8	+4.7	7	53.0	+2.6	6	4:07.0	+5.0	4	
Course Time	6:01.9	+2.3	7	6:13.0	+10.0	17	6:25.3	+16.0	16	6:29.7	+16.8	12	6:56.6	+39.2	24	



COMPETITION ANALYSIS / ANALYSE DE LA COMPÉTITION

SUN 21 FEB 2010 / DIM 21 FEV 2010 START TIME / DEBUT 13:00 END TIME / FINI A 13:39

Rank	Bib	Name	NOC Code		T													
Loop 1		Loop 2		Loop 3		Loop 4		Loop 5		Result	BehindRank							
Time	BehindRank	Time	BehindRank	Time	BehindRank	Time	BehindRank	Time	BehindRank									
10	8	JONSSON Helena	SWE		2		36:15.9		+56.3		10							
Cumulative Time	7:23.8	+31.2	23	14:54.6	+53.5	23	22:08.7	+39.1	12	29:34.8	+39.9	8	36:15.9	+56.3	10			
Loop Time	7:23.8	+31.2	23	7:30.8	+25.5	=17	7:14.1	+0.2	2	7:26.1	+22.1	7	6:41.1	+23.7	14			
Shooting	1	32.0	+9.0	=21	1	33.0	+6.0	=17	0	27.0	+4.0	=7	0	29.0	+8.0	=16		
Range Time	1:18.0	+28.3	21	1:24.7	+31.3	20	55.6	+2.5	4	55.5	+5.1	10						
Course Time	6:05.8	+6.2	=19	6:06.1	+3.1	4	6:18.5	+9.2	7	6:30.6	+17.7	13	6:41.1	+23.7	14	31:42.1	+48.7	12
11	19	FLATLAND Ann Kristin Aafedt	NOR		4		36:16.0		+56.4		11							
Cumulative Time	6:55.2	+2.6	4	14:44.2	+43.1	15	22:20.0	+50.4	15	29:57.5	+1:02.6	15	36:16.0	+56.4	11			
Loop Time	6:55.2	+2.6	4	7:49.0	+43.7	21	7:35.8	+21.9	11	7:37.5	+33.5	13	6:18.5	+1.1	2			
Shooting	0	26.0	+3.0	=5	2	28.0	+1.0	=3	1	25.0	+2.0	=2	1	21.0	0.0	1		
Range Time	52.8	+3.1	4	1:37.9	+44.5	23	1:17.9	+24.8	19	1:13.3	+22.9	17						
Course Time	6:02.4	+2.8	9	6:11.1	+8.1	14	6:17.9	+8.6	6	6:24.2	+11.3	8	6:18.5	+1.1	2	31:14.1	+20.7	6
12	27	PIDHRUSHNA Olena	UKR		2		36:22.8		+1:03.2		12							
Cumulative Time	7:27.5	+34.9	26	14:46.9	+45.8	=16	22:05.2	+35.6	11	29:54.2	+59.3	14	36:22.8	+1:03.2	12			
Loop Time	7:27.5	+34.9	26	7:19.4	+14.1	11	7:18.3	+4.4	4	7:49.0	+45.0	18	6:28.6	+11.2	7			
Shooting	1	33.0	+10.0	24	0	35.0	+8.0	=19	0	27.0	+4.0	=7	1	27.0	+6.0	=12		
Range Time	1:18.9	+29.2	=23	1:00.6	+7.2	11	53.1	0.0	1	1:16.0	+25.6	19						
Course Time	6:08.6	+9.0	28	6:18.8	+15.8	21	6:25.2	+15.9	15	6:33.0	+20.1	16	6:28.6	+11.2	7	31:54.2	+1:00.8	14
13	11	OLOFSSON-ZIDEK Anna Carin	SWE		4		36:22.9		+1:03.3		13							
Cumulative Time	7:25.7	+33.1	25	14:51.4	+50.3	19	22:24.0	+54.4	17	30:03.1	+1:08.2	17	36:22.9	+1:03.3	13			
Loop Time	7:25.7	+33.1	25	7:25.7	+20.4	14	7:32.6	+18.7	9	7:39.1	+35.1	14	6:19.8	+2.4	3			
Shooting	1	35.0	+12.0	=25	1	35.0	+8.0	=19	1	35.0	+12.0	=27	1	33.0	+12.0	25		
Range Time	1:23.1	+33.4	26	1:22.4	+29.0	19	1:23.3	+30.2	24	1:20.7	+30.3	22						
Course Time	6:02.6	+3.0	10	6:03.3	+0.3	2	6:09.3	0.0	1	6:18.4	+5.5	4	6:19.8	+2.4	3	30:53.4	0.0	1
14	14	SLEPTSOVA Svetlana	RUS		3		36:23.3		+1:03.7		14							
Cumulative Time	6:52.6	0.0	1	14:46.9	+45.8	=16	22:00.8	+31.2	9	29:48.2	+53.3	11	36:23.3	+1:03.7	14			
Loop Time	6:52.6	0.0	1	7:54.3	+49.0	23	7:13.9	0.0	1	7:47.4	+43.4	17	6:35.1	+17.7	10			
Shooting	0	26.0	+3.0	=5	2	27.0	0.0	=1	0	30.0	+7.0	19	1	31.0	+10.0	=23		
Range Time	53.0	+3.3	5	1:40.9	+47.5	24	57.9	+4.8	8	1:23.3	+32.9	24						
Course Time	5:59.6	0.0	1	6:13.4	+10.4	19	6:16.0	+6.7	3	6:24.1	+11.2	7	6:35.1	+17.7	10	31:28.2	+34.8	8
15	6	BRUNET Marie Laure	FRA		3		36:39.5		+1:19.9		15							
Cumulative Time	6:53.4	+0.8	2	14:01.7	+0.6	2	21:38.8	+9.2	4	29:51.8	+56.9	13	36:39.5	+1:19.9	15			
Loop Time	6:53.4	+0.8	2	7:08.3	+3.0	6	7:37.1	+23.2	13	8:13.0	+1:09.0	26	6:47.7	+30.3	17			
Shooting	0	26.0	+3.0	=5	0	28.0	+1.0	=3	1	26.0	+3.0	=4	2	27.0	+6.0	=12		
Range Time	51.9	+2.2	3	54.0	+0.6	2	1:15.2	+22.1	=13	1:40.1	+49.7	27						
Course Time	6:01.5	+1.9	6	6:14.3	+11.3	20	6:21.9	+12.6	11	6:32.9	+20.0	15	6:47.7	+30.3	17	31:58.3	+1:04.9	15
16	5	DORIN Marie	FRA		1		36:40.9		+1:21.3		16							
Cumulative Time	7:28.6	+36.0	27	14:53.5	+52.4	21	22:19.2	+49.6	14	29:50.7	+55.8	12	36:40.9	+1:21.3	16			
Loop Time	7:28.6	+36.0	27	7:24.9	+19.6	13	7:25.7	+11.8	7	7:31.5	+27.5	10	6:50.2	+32.8	18			
Shooting	1	31.0	+8.0	=17	0	32.0	+5.0	=14	0	26.0	+3.0	=4	0	24.0	+3.0	=2		
Range Time	1:18.9	+29.2	=23	57.9	+4.5	7	54.4	+1.3	2	52.1	+1.7	5						
Course Time	6:09.7	+10.1	29	6:27.0	+24.0	25	6:31.3	+22.0	21	6:39.4	+26.5	21	6:50.2	+32.8	18	32:37.6	+1:44.2	23
17	20	KALINCHIK Liudmila	BLR		1		36:55.2		+1:35.6		17							
Cumulative Time	7:03.4	+10.8	13	14:27.8	+26.7	9	22:03.5	+33.9	10	29:57.9	+1:03.0	16	36:55.2	+1:35.6	17			
Loop Time	7:03.4	+10.8	13	7:24.4	+19.1	12	7:35.7	+21.8	10	7:54.4	+50.4	22	6:57.3	+39.9	26			
Shooting	0	30.0	+7.0	=13	0	29.0	+2.0	=7	0	32.0	+9.0	=21	1	26.0	+5.0	=7		
Range Time	55.1	+5.4	9	56.2	+2.8	4	56.2	+3.1	5	1:14.5	+24.1	18						
Course Time	6:08.3	+8.7	27	6:28.2	+25.2	26	6:39.5	+30.2	23	6:39.9	+27.0	22	6:57.3	+39.9	26	32:53.2	+1:59.8	24
18	3	BERGER Tora	NOR		4		36:58.3		+1:38.7		18							
Cumulative Time	7:19.6	+27.0	19	14:30.1	+29.0	12	22:11.1	+41.5	13	30:21.0	+1:26.1	20	36:58.3	+1:38.7	18			
Loop Time	7:19.6	+27.0	19	7:10.5	+5.2	8	7:41.0	+27.1	17	8:09.9	+1:05.9	24	6:37.3	+19.9	12			
Shooting	1	25.0	+2.0	=2	0	29.0	+2.0	=7	1	23.0	0.0	1	2	25.0	+4.0	=4		
Range Time	1:17.6	+27.9	20	59.0	+5.6	10	1:15.9	+22.8	16	1:38.9	+48.5	26						
Course Time	6:02.0	+2.4	8	6:11.5	+8.5	15	6:25.1	+15.8	14	6:31.0	+18.1	14	6:37.3	+19.9	12	31:46.9	+53.5	13



COMPETITION ANALYSIS / ANALYSE DE LA COMPÉTITION

SUN 21 FEB 2010 / DIM 21 FEV 2010 START TIME / DEBUT 13:00 END TIME / FINI A 13:39

Rank	Bib	Name	NOC Code		T							
		Loop 1	Loop 2	Loop 3	Loop 4	Loop 5	Result	BehindRank				
		Time BehindRank	Time BehindRank	Time BehindRank	Time BehindRank	Time BehindRank						
19	18	SEMERENKO Valj	UKR				3	37:12.5 +1:52.9 19				
Cumulative Time	6:59.3	+6.7 7	14:54.5	+53.4 22	22:43.3	+1:13.7 23	30:12.1	+1:17.2 18	37:12.5	+1:52.9	19	
Loop Time	6:59.3	+6.7 7	7:55.2	+49.9 24	7:48.8	+34.9 20	7:28.8	+24.8 9	7:00.4	+43.0	28	
Shooting	0	+3.0 =5 2	31.0	+4.0 =12 1	27.0	+4.0 =7 0	24.0	+3.0 =2 3	1:48.0	+8.0	6	
Range Time	54.0	+4.3 =7	1:46.1	+52.7 26	1:19.4	+26.3 21	51.7	+1.3 4	4:51.2	+49.2	17	
Course Time	6:05.3	+5.7 18	6:09.1	+6.1 =8	6:29.4	+20.1 20	6:37.1	+24.2 18	7:00.4	+43.0	28	
									32:21.3	+1:27.9	21	
20	24	PALKA Krystyna	POL				1	37:22.6 +2:03.0 20				
Cumulative Time	7:21.5	+28.9 21	14:53.4	+52.3 20	22:32.7	+1:03.1 20	30:16.1	+1:21.2 19	37:22.6	+2:03.0	20	
Loop Time	7:21.5	+28.9 21	7:31.9	+26.0 20	7:39.3	+25.4 16	7:43.4	+39.4 16	7:06.5	+49.1	29	
Shooting	1	29.0	+6.0 12 0	35.0	+8.0 =19 0	26.0	+3.0 =4 0	29.0	+8.0 =16	1:59.0	+19.0	=14
Range Time	1:18.7	+29.0 22	1:01.3	+7.9 12	55.0	+1.9 3	56.2	+5.8 12	4:11.2	+9.2	5	
Course Time	6:02.8	+3.2 11	6:30.6	+27.6 27	6:44.3	+35.0 26	6:47.2	+34.3 25	7:06.5	+49.1	29	
									33:11.4	+2:18.0	28	
21	25	NOVAKOWSKA Weronika	POL				4	37:34.0 +2:14.4 21				
Cumulative Time	7:23.3	+30.7 22	15:21.8	+1:20.7 25	23:16.0	+1:46.4 25	30:52.4	+1:57.5 22	37:34.0	+2:14.4	21	
Loop Time	7:23.3	+30.7 22	7:58.5	+53.2 25	7:54.2	+40.3 21	7:36.4	+32.4 12	6:41.6	+24.2	15	
Shooting	1	32.0	+9.0 =21 2	36.0	+9.0 23 1	28.0	+5.0 =13 0	25.0	+4.0 =4 4	2:01.0	+21.0	=17
Range Time	1:16.6	+26.9 19	1:48.3	+54.9 27	1:16.9	+23.8 17	51.1	+0.7 =2	5:12.9	+1:10.9	22	
Course Time	6:06.7	+7.1 23	6:10.2	+7.2 10	6:37.3	+28.0 22	6:45.3	+32.4 24	6:41.6	+24.2	15	
									32:21.1	+1:27.7	20	
22	29	SKARDINO Nadezhda	BLR				1	37:38.1 +2:18.5 22				
Cumulative Time	7:08.0	+15.4 16	14:37.3	+36.2 14	22:23.2	+53.6 16	30:38.8	+1:43.9 21	37:38.1	+2:18.5	22	
Loop Time	7:08.0	+15.4 16	7:29.3	+24.0 16	7:45.9	+32.0 19	8:15.6	+1:11.6 27	6:59.3	+41.9	27	
Shooting	0	35.0	+12.0 =25 0	39.0	+12.0 =26 0	36.0	+13.0 =29 1	37.0	+16.0 28	2:27.0	+47.0	28
Range Time	1:02.0	+12.3 16	1:06.9	+13.5 =14	1:03.2	+10.1 11	1:27.2	+36.8 25	4:39.3	+37.3	13	
Course Time	6:06.0	+6.4 21	6:22.4	+19.4 23	6:42.7	+33.4 25	6:48.4	+35.5 26	6:59.3	+41.9	27	
									32:58.8	+2:05.4	26	
23	26	CYL Agnieszka	POL				5	37:54.7 +2:35.1 23				
Cumulative Time	7:00.9	+8.3 12	14:29.3	+28.2 11	22:40.1	+1:10.5 21	31:03.0	+2:08.1 23	37:54.7	+2:35.1	23	
Loop Time	7:00.9	+8.3 12	7:28.4	+23.1 15	8:10.8	+56.9 25	8:22.9	+1:18.9 29	6:51.7	+34.3	21	
Shooting	0	28.0	+5.0 =9 1	28.0	+1.0 =3 2	27.0	+4.0 =7 2	27.0	+6.0 =12	1:50.0	+10.0	=7
Range Time	53.9	+4.2 6	1:19.3	+25.9 16	1:42.8	+49.7 28	1:43.8	+53.4 28	5:39.8	+1:37.8	25	
Course Time	6:07.0	+7.4 24	6:09.1	+6.1 =8	6:28.0	+18.7 18	6:39.1	+26.2 20	6:51.7	+34.3	21	
									32:14.9	+1:21.5	17	
24	23	TOFALVI Eva	ROU				5	38:00.7 +2:41.1 24				
Cumulative Time	6:58.0	+5.4 6	14:28.8	+27.7 10	22:41.8	+1:12.2 22	31:03.5	+2:08.6 24	38:00.7	+2:41.1	24	
Loop Time	6:58.0	+5.4 6	7:30.8	+25.5 =17	8:13.0	+59.1 28	8:21.7	+1:17.7 28	6:57.2	+39.8	25	
Shooting	0	25.0	+2.0 =2 1	29.0	+2.0 =7 2	33.0	+10.0 25 2	30.0	+9.0 =20	1:57.0	+17.0	=11
Range Time	50.9	+1.2 2	1:20.0	+26.6 17	1:45.9	+52.8 29	1:46.6	+56.2 29	5:43.4	+1:41.4	26	
Course Time	6:07.1	+7.5 25	6:10.8	+7.8 =12	6:27.1	+17.8 17	6:35.1	+22.2 17	6:57.2	+39.8	25	
									32:17.3	+1:23.9	19	
25	10	WILHELM Kati	GER				5	38:37.7 +3:18.1 25				
Cumulative Time	7:25.4	+32.8 24	16:02.2	+2:01.1 28	24:04.8	+2:35.2 28	31:47.0	+2:52.1 26	38:37.7	+3:18.1	25	
Loop Time	7:25.4	+32.8 24	8:36.8	+1:31.5 30	8:02.6	+48.7 23	7:42.2	+38.2 15	6:50.7	+33.3	=19	
Shooting	1	37.0	+14.0 30 3	52.0	+25.0 30 1	29.0	+6.0 =17 0	35.0	+14.0 =26	2:33.0	+53.0	29
Range Time	1:25.4	+35.7 28	2:33.8	+1:40.4 30	1:21.2	+28.1 22	1:01.4	+11.0 15	6:21.8	+2:19.8	29	
Course Time	6:00.0	+0.4 2	6:03.0	0.0 1	6:41.4	+32.1 24	6:40.8	+27.9 23	6:50.7	+33.3	=19	
									32:15.9	+1:22.5	18	
26	30	MALI Andreja	SLO				4	38:53.9 +3:34.3 26				
Cumulative Time	7:07.2	+14.6 15	15:28.4	+1:27.3 26	23:12.6	+1:43.0 24	32:01.7	+3:06.8 27	38:53.9	+3:34.3	26	
Loop Time	7:07.2	+14.6 15	8:21.2	+1:15.9 28	7:44.2	+30.3 18	8:49.1	+1:45.1 30	6:52.2	+34.8	22	
Shooting	0	36.0	+13.0 =27 2	43.0	+16.0 =28 0	32.0	+9.0 =21 2	43.0	+22.0 30	2:34.0	+54.0	30
Range Time	1:01.4	+11.7 15	1:59.7	+1:06.3 29	58.8	+5.7 9	1:58.4	+1:08.0 30	5:58.3	+1:56.3	27	
Course Time	6:05.8	+6.2 =19	6:21.5	+18.5 22	6:45.4	+36.1 27	6:50.7	+37.8 27	6:52.2	+34.8	22	
									32:55.6	+2:02.2	25	
27	4	KHRUSTALEVA Elena	KAZ				5	39:01.3 +3:41.7 27				
Cumulative Time	7:44.8	+52.2 29	16:09.8	+2:08.7 29	24:25.0	+2:55.4 29	32:18.4	+3:23.5 29	39:01.3	+3:41.7	27	
Loop Time	7:44.8	+52.2 29	8:25.0	+1:19.7 29	8:15.2	+1:01.3 29	7:53.4	+49.4 20	6:42.9	+25.5	16	
Shooting	2	30.0	+7.0 =13 2	35.0	+8.0 =19 1	36.0	+13.0 =29 0	30.0	+9.0 =20	2:11.0	+31.0	24
Range Time	1:40.2	+50.5 29	1:54.3	+1:00.9 28	1:28.1	+35.0 25	57.7	+7.3 14	6:00.3	+1:58.3	28	
Course Time	6:04.6	+5.0 16	6:30.7	+27.7 28	6:47.1	+37.8 28	6:55.7	+42.8 29	6:42.9	+25.5	16	
									33:01.0	+2:07.6	27	



COMPETITION ANALYSIS / ANALYSE DE LA COMPÉTITION

SUN 21 FEB 2010 / DIM 21 FEV 2010 START TIME / DEBUT 13:00 END TIME / FINI A 13:39

Rank	Bib	Name	NOC Code		T						
Loop 1		Loop 2		Loop 3		Loop 4		Loop 5		Result	BehindRank
Time	BehindRank	Time	BehindRank	Time	BehindRank	Time	BehindRank	Time	BehindRank		
28	28	NILSSON Anna Maria	SWE		4		39:05.8	+3:46.2	28		
Cumulative Time	7:36.5 +43.9 28	15:47.1 +1:46.0 27	23:58.7 +2:29.1 27	32:10.1 +3:15.2 28			39:05.8	+3:46.2	28		
Loop Time	7:36.5 +43.9 28	8:10.6 +1:05.3 26	8:11.6 +57.7 27	8:11.4 +1:07.4 25	6:55.7 +38.3 23						
Shooting	1 36.0 +13.0 =27 1	39.0 +12.0 =26 1	28.0 +5.0 =13 1	26.0 +5.0 =7 4			2:09.0	+29.0	23		
Range Time	1:25.3 +35.6 27	1:30.7 +37.3 22	1:18.2 +25.1 20	1:16.6 +26.2 21			5:30.8	+1:28.8	24		
Course Time	6:11.2 +11.6 30	6:39.9 +36.9 30	6:53.4 +44.1 29	6:54.8 +41.9 28	6:55.7 +38.3 23		33:35.0	+2:41.6	29		
29	21	KHIVOSTENKO Oksana	UKR		3		39:11.0	+3:51.4	29		
Cumulative Time	6:57.4 +4.8 5	15:14.9 +1:13.8 24	23:32.6 +2:03.0 26	31:38.9 +2:44.0 25			39:11.0	+3:51.4	29		
Loop Time	6:57.4 +4.8 5	8:17.5 +1:12.2 27	8:17.7 +1:03.8 30	8:06.3 +1:02.3 23	7:32.1 +1:14.7 30						
Shooting	0 23.0 0.0 1 2	27.0 0.0 =1 1	25.0 +2.0 =2 0	27.0 +6.0 =12 3			1:42.0	+2.0	=2		
Range Time	49.7 0.0 1	1:45.6 +52.2 25	1:15.8 +22.7 15	53.8 +3.4 7			4:44.9	+42.9	15		
Course Time	6:07.7 +8.1 26	6:31.9 +28.9 29	7:01.9 +52.6 30	7:12.5 +59.6 30	7:32.1 +1:14.7 30		34:26.1	+3:32.7	30		
30	22	BOULYGINA Anna	RUS		8		39:17.2	+3:57.6	30		
Cumulative Time	8:29.4 +1:36.8 30	16:21.6 +2:20.5 30	24:32.7 +3:03.1 30	32:26.5 +3:31.6 30			39:17.2	+3:57.6	30		
Loop Time	8:29.4 +1:36.8 30	7:52.2 +46.9 22	8:11.1 +57.2 26	7:53.8 +49.8 21	6:50.7 +33.3 =19						
Shooting	4 30.0 +7.0 =13 1	37.0 +10.0 24 2	27.0 +4.0 =7 1	26.0 +5.0 =7 8			2:00.0	+20.0	16		
Range Time	2:23.2 +1:33.5 30	1:26.1 +32.7 21	1:41.9 +48.8 27	1:16.2 +25.8 20			6:47.4	+2:45.4	30		
Course Time	6:06.2 +6.6 22	6:26.1 +23.1 24	6:29.2 +19.9 19	6:37.6 +24.7 19	6:50.7 +33.3 =19		32:29.8	+1:36.4	22		

LEGEND

= Equal sign indicates that two or more competitors share the same rank
T Total penalties



WOMEN'S WORLD CUP MASS START SCORES POINTAGES DE DÉPART EN LIGNE DE LA COUPE DU MONDE

As of SUN 21 FEB 2010 / En date du DIM 21 FEV 2010

INTERMEDIATE AFTER 3 COMPETITIONS

World Cup Events

1 Oberhof, Women 12.5 km Mass Start	10 JAN 2010	4 Oslo Holmenkollen, Women 12.5 km Mass Start	21 MAR 2010
2 Ruhpolding, Women 12.5 km Mass Start	16 JAN 2010	5 Khanty-Mansiysk, Women 12.5 km Mass Start	27 MAR 2010
3 Vancouver, Women's 12.5 km Mass Start	21 FEB 2010		

Rank	Name	NOC Code	Total	1	2	3	4	5
1	JONSSON Helena	SWE	145	2/54	1/60	10/31		
2	HAUSWALD Simone	GER	138	7/36	2/54	3/48		
3	HENKEL Andrea	GER	126	1/60	8/34	9/32		
4	ZAITSEVA Olga	RUS	118	6/38	15/26	2/54		
5	NEUNER Magdalena	GER	108		3/48	1/60		
6	DOMRACHEVA Darya	BLR	106	9/32	7/36	6/38		
7	GREGORIN Teja	SLO	101	18/23	6/38	5/40		
8	BERGER Tora	NOR	99	3/48	13/28	18/23		
9	MEDVEDTSEVA Olga	RUS	89	26/15	10/31	4/43		
10	WILHELM Kati	GER	87	10/31	5/40	25/16		
11	BECK Martina	GER	86	4/43	4/43			
12	BRUNET Marie Laure	FRA	84	15/26	9/32	15/26		
13	OLOFSSON-ZIDEK Anna Carin	SWE	80	12/29	18/23	13/28		
14	SKARDINO Nadezhda	BLR	68	17/24	16/25	22/19		
15	BAILLY Sandrine	FRA	63	14/27	DNF	7/36		
16	BOULYGINA Anna	RUS	62	11/30	20/21	30/11		
17	DORIN Marie	FRA	58	28/13	21/20	16/25		
18	BACHMANN Tina	GER	57	13/28	12/29			
19	SLEPTSOVA Svetlana	RUS	52	16/25		14/27		
20	MAKARAINEN Kaisa	FIN	51	20/21	11/30			
21	PIDHRUSHNA Olena	UKR	51	19/22		12/29		
22	FLATLAND Ann Kristin Aafedt	NOR	47		24/17	11/30		
23	WANG Chunli	CHN	44	24/17	14/27			
24	SEMERENKO Vita	UKR	40	5/40				
25	KOCHER Zina	CAN	40	25/16	17/24			
26	SEMERENKO Valj	UKR	40	23/18		19/22		
27	KALINCHIK Liudmila	BLR	39		26/15	17/24		
28	CYL Agnieszka	POL	38	21/20		23/18		
29	SONG Chaoqing	CHN	35	22/19	25/16			
30	KUZMINA Anastazia	SVK	34			8/34		
30	BOGALIY-TITOVETS Anna	RUS	34	8/34				
32	BECAERT Sylvie	FRA	34	29/12	19/22			
33	KONG Yingchao	CHN	27	27/14	28/13			
34	PALKA Krystyna	POL	21			20/21		
35	NOVAKOWSKA Weronika	POL	20			21/20		
36	ROMANOVA Iana	RUS	19		22/19			
37	DOELL Juliane	GER	18		23/18			
38	TOFALVI Eva	ROU	17			24/17		
39	MALI Andreja	SLO	15			26/15		
40	CARRAZ COLLIN Julie	FRA	14		27/14			
40	KHRUSTALEVA Elena	KAZ	14			27/14		
42	NILSSON Anna Maria	SWE	13			28/13		
43	LEVCHENKOVA Natalia	MDA	12		29/12			
43	KHVOSTENKO Oksana	UKR	12	DNS		29/12		



WOMEN'S WORLD CUP MASS START SCORES POINTAGES DE DÉPART EN LIGNE DE LA COUPE DU MONDE

As of SUN 21 FEB 2010 / En date du DIM 21 FEV 2010

NOTES

Numbers separated by a slash indicate World Cup rank / points. Number of points awarded for each rank is shown in the table below:

Rank	1	2	3	4	5	6	7	8	9	10	11	12	13	14	15	16	17	18	19	20	21	22	23	24	25	26	27	28	...	40
Points	60	54	48	43	40	38	36	34	32	31	30	29	28	27	26	25	24	23	22	21	20	19	18	17	16	15	14	13	...	1

LEGEND

DNF Did not finish **DNS** Did not start



WOMEN'S WORLD CUP TOTAL SCORES / POINTAGES TOTAUX DE LA COUPE DU MONDE FEMMES

As of SUN 21 FEB 2010 / En date du DIM 21 FEV 2010

INTERMEDIATE AFTER 18 COMPETITIONS

World Cup Events								
1	Oestersund, Women 15 km Individual	2 DEC 2009	10	Ruhpolding, Women 7.5 km Sprint	13 JAN 2010	19	Kontiolahti, Women 7.5 km Sprint	13 MAR 2010
2	Oestersund, Women 7.5 km Sprint	5 DEC 2009	11	Ruhpolding, Women 12.5 km Mass Start	16 JAN 2010	20	Kontiolahti, Women 10 km Pursuit	14 MAR 2010
3	Hochfilzen, Women 7.5 km Sprint	11 DEC 2009	12	Antholz-Anterselva, Women 15 km Individual	20 JAN 2010	21	Oslo Holmenkollen, Women 7.5 km Sprint	18 MAR 2010
4	Hochfilzen, Women 10 km Pursuit	12 DEC 2009	13	Antholz-Anterselva, Women 7.5 km Sprint	22 JAN 2010	22	Oslo Holmenkollen, Women 10 km Pursuit	20 MAR 2010
5	Pokljuka, Women 15 km Individual	17 DEC 2009	14	Antholz-Anterselva, Women 10 km Pursuit	24 JAN 2010	23	Oslo Holmenkollen, Women 12.5 km Mass Start	21 MAR 2010
6	Pokljuka, Women 7.5 km Sprint	19 DEC 2009	15	Vancouver, Women's 7.5 km Sprint	13 FEB 2010	24	Khanty-Mansiysk, Women 7.5 km Sprint	25 MAR 2010
7	Pokljuka, Women 10 km Pursuit	20 DEC 2009	16	Vancouver, Women's 10 km Pursuit	16 FEB 2010	25	Khanty-Mansiysk, Women 12.5 km Mass Start	27 MAR 2010
8	Oberhof, Women 7.5 km Sprint	8 JAN 2010	17	Vancouver, Women's 15 km Individual	18 FEB 2010			
9	Oberhof, Women 12.5 km Mass Start	10 JAN 2010	18	Vancouver, Women's 12.5 km Mass Start	21 FEB 2010			

Rank	Name	NOC Code	Total	1	2	3	4	5	6	7	8	9	10	11	12	13	14	15	16	17	18	19	20	21	22	23	24	25
1	NEUNER Magdalena	GER	625			29/12	28/13	18/23	3/48	2/54	DNS		3/48	3/48	1/60	1/60	2/54	2/54	1/60	10/31	1/60							
2	JONSSON Helena	SWE	623	1/60	4/43	2/54	1/60	1/60	12/29	7/36	2/54	2/54	15/26	1/60				12/29	14/27	49	10/31							
3	HENKEL Andrea	GER	580	27/14	20/21	17/24	6/38	5/40	43	10/31	38/3	1/60	6/38	8/34	3/48	2/54	1/60	27/14	10/31	6/38	9/32							
4	OLOFSSON-ZIDEK Anna Carin	SWE	551	2/54	9/32	1/60	8/34	2/54	11/30	8/34	16/25	12/29	1/60	18/23				20/21	4/43	17/24	13/28							
5	WILHELM Kati	GER	544	17/24	6/38	7/36	18/23	26/15	5/40	9/32	4/43	10/31	13/28	5/40	2/54	18/23	23/18	30/11	12/29	4/43	25/16							
6	HAUSWALD Simone	GER	540	32/9	74	4/43	7/36	27/14	7/36	11/30	1/60	7/36	18/23	2/54	9/32	7/36	4/43	26/15	16/25		3/48							
7	ZAITSEVA Olga	RUS	471	42	12/29	3/48	3/48	DNS	63		DNS	6/38	17/24	15/26	4/43	8/34	5/40	7/36	7/36	26/15	2/54							
8	MEDVEDTSEVA Olga	RUS	470	9/32	2/54	6/38	17/24	7/36	17/24	18/23	19/22	26/15	2/54	10/31			30/11	38/3	22/19	20/21	21/20	4/43						
9	GREGORIN Teja	SLO	463	50	23/18	24/17	16/25	9/32	13/28	5/40	26/15	18/23	12/29	6/38	15/26	10/31	9/32	9/32	9/32	36/5	5/40							
10	DOMRACHEVA Darya	BLR	459	3/48	57	28/13	20/21	16/25	4/43	6/38	27/14	9/32	4/43	7/36			8/34	15/26	3/48	6/38								
11	SLEPTSOVA Svetlana	RUS	452	4/43	16/25	11/30	2/54		1/60	1/60	5/40	16/25	21/20			36/5	29/12	13/28	18/23		14/27							
12	BRUNET Marie Laure	FRA	450	7/36	=14/27	16/25	23/18	13/28	34/7	DNS	17/24	15/26	DNS	9/32	11/30	14/27	12/29	6/38	3/48	12/29	15/26							
13	BERGER Tora	NOR	421	14/27	1/60	14/27	9/32				22/19	3/48	8/34	13/28		26/15	DNS	33/8	5/40	1/60	18/23							
14	BAILLY Sandrine	FRA	399	26/15	35/6	8/34	11/30		6/38	16/25	13/28	14/27	7/36	DNF	DNS	3/48	7/36	15/26	27/14	52	7/36							
15	SEMERENKO Valj	UKR	356	5/40	27/14	49	DNS	8/34	26/15	21/20	6/38	23/18			22/19	6/38	8/34	23/18	23/18	13/28	19/22							
16	BOULYGINA Anna	RUS	343	54	13/28	27/14	26/15	84	40/1	17/24	12/29	11/30	5/40	20/21		11/30	22/19	4/43	6/38		30/11							
17	KUZMINA Anastazia	SVK	340	18/23	37/4	19/22	5/40	3/48	36/5	38/3						20/21	17/24	1/60	2/54	39/2	8/34							
18	FLATLAND Ann Kristin Aafedt	NOR	330		=31/10	59	31/10				3/48		9/32	24/17			4/43	3/48	10/31	8/34	14/27	11/30						
19	BECK Martina	GER	318	13/28	11/30	10/31	4/43				36/5	4/43	16/25	4/43	7/36	19/22	DNS			29/12								
20	DORIN Marie	FRA	303	47	40/1	42	29/12	10/31	53	33/8	7/36	28/13	26/15	21/20	29/12	13/28	11/30	3/48	17/24	51	16/25							
21	MAKARAINEN Kaisa	FIN	289	15/26	3/48	15/26	22/19	60	9/32	12/29	20/21	20/21	11/30	11/30	DNS	34/7	DNS	59	45	=46								
22	BACHMANN Tina	GER	288			5/40	10/31	47	42	19/22	14/27	13/28	14/27	12/29	28/13	5/40	10/31											
23	BECAERT Sylvie	FRA	279	=37/4	19/22	33/8	19/22	53	38/3	20/21	21/20	29/12	35/6	19/22	8/34	9/32	6/38	29/12	29/12	=30/11								
24	SKARDINO Nadezhda	BLR	265	46	69	12/29	12/29	28/13	8/34	15/26	25/16	17/24	32/9	16/25				28/13	26/15	28/13	22/19							
25	KHVOSTENKO Oksana	UKR	263	6/38	10/31	51	DNS	15/26	50	DNS	67	DNS			10/31	16/25	24/17	11/30	22/19	8/34	29/12							
26	CYL Agnieszka	POL	259	52	=14/27	40/1	30/11	31/10	27/14	14/27	54	21/20			16/25	12/29	16/25	42	25/16	7/36	23/18							
27	SEMERENKO Vita	UKR	258	20/21	36/5	20/21	25/16	36/5	14/27	13/28	18/23	5/40			23/18	28/13	26/15	34/7	42	22/19								
28	PIDHRUSHNA Olena	UKR	235	10/31	7/36	36/5	DNS	24/17	57	40/1	50	19/22			12/29	38/3	31/10	18/23	21/20	32/9	12/29							
29	KOCHER Zina	CAN	230	56	34/7	18/23	21/20	39/2	10/31	4/43		25/16	30/11	17/24	72	15/26	14/27	65		72								
30	KALINCHIK Liudmila	BLR	219	51	60	13/28	13/28	30/11	75		31/10		22/19	26/15				17/24	13/28	9/32	17/24							
31	BOGALIY-TITOVETS Anna	RUS	216					6/38	2/54	3/48	15/26	8/34	=51		DNS	75				25/16								



WOMEN'S WORLD CUP TOTAL SCORES / POINTAGES TOTAUX DE LA COUPE DU MONDE FEMMES

As of SUN 21 FEB 2010 / En date du DIM 21 FEV 2010

Rank	Name	NOC Code	Total	1	2	3	4	5	6	7	8	9	10	11	12	13	14	15	16	17	18	19	20	21	22	23	24	25
32	SONG Chaoqing	CHN	211	23/18	5/40	34/7	34/7	12/29	41	22/19	11/30	22/19	24/17	25/16				32/9	43	=53								
33	KHRUSTALEVA Elena	KAZ	208	43	44	31/10	43	23/18	79		24/17		33/8		25/16	43	=40/1	5/40	11/30	2/54	27/14							
34	WANG Chunli	CHN	182	35/6	8/34	25/16	15/26	33/8	77		8/34	24/17	DNS	14/27				50	35/6	33/8								
35	ROMANOVA Iana	RUS	168	21/20	93	32/9	35/6	4/43	74				10/31	22/19	14/27	53	28/13			56								
36	TOFALVI Eva	ROU	164	DNS	77	61		66	25/16	25/16	34/7		49		20/21	40/1	34/7	14/27	19/22	11/30	24/17							
37	DOELL Juliane	GER	158	12/29	24/17	=57	32/9	34/7	45	24/17	48		65	23/18	13/28	29/12	20/21											
38	KONG Yingchao	CHN	151	34/7	22/19	9/32	14/27	40/1	16/25	28/13	51	27/14	50	28/13				61		58								
39	CARRAZ COLLIN Julie	FRA	148	40/1	47	44	38/3	11/30	19/22	27/14	66		28/13	27/14	34/7	17/24	21/20											
40	LEVCHENKOVA Natalia	MDA	142	11/30	18/23	23/18	44	25/16	80		40/1		60	29/12	17/24	58	27/14	53	56	37/4								
41	PALKA Krystyna	POL	122	28/13	17/24	56	DNS	54	73				58		40/1	54	44	21/20	24/17	15/26	20/21							
42	GASPARIN Selina	SUI	121	74	68	62		19/22	68		23/18		DNS		5/40	24/17	18/23	56	48	40/1								
43	MALI Andreja	SLO	121	22/19	=25/16	=57	47	71	64		32/9		44		19/22	61	31/10	33/8	19/22	26/15								
44	NOVAKOWSKA Weronika	POL	105	53	65	73		61	52	LAP	DNS			27/14	37/4	32/9	36/5	28/13	5/40	21/20								
45	HALLER Katja	ITA	104	36/5		78		38/3	54	41			34/7		24/17	23/18	13/28	38/3	51	18/23								
46	NILSSON Anna Maria	SWE	99	71	21/20	22/19	36/5	43	84		56		95				16/25	47	24/17	28/13								
47	RASIMOVICIUTE Diana	LTU	97	31/10		DNF					10/31		19/22				25/16	34/7	=30/11									
48	GWIZDON Magdalena	POL	94	80	30/11	66		42	18/23	23/18	49				35/6	32/9	30/11	35/6	31/10	59								
49	PONZA Michela	ITA	90	8/34	45	83		41	86				47		6/38	41	37/4	43	50	27/14								
50	RAVNIKAR Dijana	SLO	89	16/25	=25/16	30/11	48	76	72		29/12		42		53	33/8	36/5	37/4	39/2	35/6								
51	KUDRASHOVA Olga	BLR	72	30/11	46	43	39/2	45	65		9/32		39/2							16/25								
52	BESCOND Anais	FRA	72					29/12	103		77		27/14		41	21/20	15/26											
53	LIU Xianying	CHN	72			37/4	DNS		23/18	37/4	37/4		31/10					51	30/11	20/21								
54	VEJNAROVA Zdenka	CZE	70	100	79	60	49	97	=30/11	30/11			20/21		58	22/19	33/8	60	55	55								
55	REZLEROVA Magda	CZE	63	67	51	38/3	42	75	51	50			55		26/15	27/14	48	19/22	32/9	64								
56	VAYGINA-EFREMOVA Liliia	UKR	62	76	=31/10	21/20	24/17	50	=46	26/15	59																	
57	BRANKOVIC-LIKOZAR Tadeja	SLO	56		67	72		DNS	85		46		37/4		21/20	25/16	25/16	75		63								
58	VITKOVA Veronika	CZE	53					22/19	39/2				90		30/11	74		24/17	37/4	68								
59	LIDUMA Madara	LAT	53	24/17	28/13	75		81	37/4	42	68		25/16		42	51	DNS	57	38/3	67								
60	BURDYGA Natalya	RUS	51	29/12		35/6	27/14	22/19																				
61	DOMEIJ Sofia	SWE	49	97	56	81		83	20/21	29/12	30/11		36/5					41	41									
62	OBERHOFER Karin	ITA	43			64		68	29/12	46			67		18/23	39/2	35/6	47	53	75								
63	TANDY Megan	CAN	37	86	DNS	111		35/6	21/20	35/6								46	36/5	50								
64	LEBEDEVA Marina	KAZ	36	48	61	41	45	82	15/26	31/10	79		73		55	49	51	58	LAP	71								
65	PURDEA Mihaela	ROU	32	25/16	62	39/2	46	91	39/2	43	43		40/1		32/9	64		39/2	49	41								
66	EIKELAND Liv Kjersti	NOR	30	72	66	52	40/1	20/21			33/8		46					70		70								
67	LIU Yuan-Yuan	CHN	30	70	29/12	76		65	=61		71		23/18															
68	NAZAROVA Olga	BLR	27	41	DNS	68		14/27	DNF		55		59			57	DNS	74										
69	LEBEDEVA Anna	KAZ	25	49	DNS	84					72		74		54	42	19/22	52	44	38/3								
70	DONG Xue	CHN	24	57	53	45	41	17/24	=61		87		45															
71	ANANKO Liudmila	BLR	23	66	33/8	26/15	DNS	DNS	59	DNS	DNF		DNS															
72	YURLOVA Ekaterina	RUS	23								28/13				31/10													
73	SUZUKI Fuyuko	JPN	22	19/22	80	77		79	76		41		43		46	79		44	54	=53								
74	JOHNSON Haley	USA	20	91	99	86		21/20	81		61		56		45	59	LAP	80		66								
75	KLENOVSKA Nina	BUL	20	33/8	72	70		58	=46	54	44		29/12				62		48									



WOMEN'S WORLD CUP TOTAL SCORES / POINTAGES TOTAUX DE LA COUPE DU MONDE FEMMES

As of SUN 21 FEB 2010 / En date du DIM 21 FEV 2010

Rank	Name	NOC Code	Total	1	2	3	4	5	6	7	8	9	10	11	12	13	14	15	16	17	18	19	20	21	22	23	24	25
76	LEHTLA Kadri	EST	19	101	38/3	65		69	=30/11	36/5	83		54		60	66		64		45								
77	BARNES Lanny	USA	18	89	64	100		63	55	LAP			93		47	76		78		23/18								
78	LAUKKANEN Mari	FIN	18	65	DNF	79			32/9	34/7	53		71		51	45	39/2	68		43								
79	STOIAN Alexandra	ROU	17	63	71	87		88	24/17	53	60		68		77	82		85										
80	EIE Kari Henneseid	NOR	17	DNF				62	44	48	39/2		53		36/5	31/10	43											
81	KRISTIANSEN Gro	NOR	13	88	50			70	28/13	47	70							66										
82	HOGBERG Elisabeth	SWE	13	45	54	47	37/4	48	49	32/9			82							77								
83	HITZER Kathrin	GER	11	39/2	55			32/9																				
84	BOBAK Paulina	POL	11	82	39/2	85		52	33/8	45	76		84		44	50	=40/1											
85	JONSSON Jenny	SWE	9	64				85	66		35/6		87		38/3	68												
86	ROGSTAD Solveig	NOR	8			46	33/8						48															61
87	HALINAROVA Martina	SVK	8	98	81			51	56	49			=51		33/8	55	45	54	LAP	44								
88	STUDEBAKER Sara	USA	7	60	59	71		67	90				88		50	62		45	46	34/7								
89	FILIMONOVA Lyubov	KAZ	6	81	87	69		55	35/6	44	47		81		81	70		67		57								
90	YAKOVLEVA Oksana	UKR	6					96					80		49	35/6	DNS											
91	GEREKOVA Jana	SVK	6	=37/4	96	80		64	58	55			91		80	86		40/1	40/1	=46								
92	SOULIE Laure	AND	4												37/4	48	46											
93	FERENCZ Reka	ROU	4			113		37/4	82		80		103															74
94	PYSARENKO Lyudmyla	UKR	3										38/3															
95	MUN Ji-Hee	KOR	2	92	100	102		92	DNF		69		57		39/2	72		63		73								

NOTES

Numbers separated by a slash indicate World Cup rank / points. Number of points awarded for each rank is shown in the table below:

Rank	1	2	3	4	5	6	7	8	9	10	11	12	13	14	15	16	17	18	19	20	21	22	23	24	25	26	27	28	...	40
Points	60	54	48	43	40	38	36	34	32	31	30	29	28	27	26	25	24	23	22	21	20	19	18	17	16	15	14	13	...	1

LEGEND

DNF Did not finish **DNS** Did not start **LAP** Lapped



START LIST SUMMARY / LISTE DE DÉPART ABRÉGÉE

TUE 23 FEB 2010 / MAR 23 FEV 2010 START TIME / DEBUT 11:30

Bib	NOC	Names		Start Row
1	RUS - Russian Federation	1 SLEPTSOVA Svetlana 2 BOGALIY-TITOVETS Anna	3 MEDVEDTSEVA Olga 4 ZAITSEVA Olga	1
2	GER - Germany	1 WILHELM Kati 2 HAUSWALD Simone	3 BECK Martina 4 HENKEL Andrea	
3	SWE - Sweden	1 HOGBERG Elisabeth 2 OLOFSSON-ZIDEK Anna Carin	3 NILSSON Anna Maria 4 JONSSON Helena	
4	FRA - France	1 BRUNET Marie Laure 2 BECAERT Sylvie	3 DORIN Marie 4 BAILLY Sandrine	
5	NOR - Norway	1 EIKELAND Liv Kjersti 2 FLATLAND Ann Kristin Aafedt	3 ROGSTAD Solveig 4 BERGER Tora	
6	CHN - People's Republic of China	1 WANG Chunli 2 LIU Xianying	3 KONG Yingchao 4 SONG Chaoqing	
7	UKR - Ukraine	1 PIDHRUSHNA Olena 2 SEMERENKO Valj	3 KHVOSTENKO Oksana 4 SEMERENKO Vita	
8	BLR - Belarus	1 KALINCHIK Liudmila 2 DOMRACHEVA Darya	3 KUDRASHOVA Olga 4 SKARDINO Nadezhda	
9	KAZ - Kazakhstan	1 KHRUSTALEVA Elena 2 LEBEDEVA Anna	3 FILIMONOVA Lyubov 4 LEBEDEVA Marina	
10	ROU - Romania	1 PLOTOGEA Dana 2 TOFALVI Eva	3 PURDEA Mihaela 4 FERENCZ Reka	
11	POL - Poland	1 PALKA Krystyna 2 GWIZDON Magdalena	3 NOVAKOWSKA Weronika 4 CYL Agnieszka	2
12	SLO - Slovenia	1 RAVNIKAR Dijana 2 MALI Andreja	3 BRANKOVIC-LIKOZAR Tadeja 4 GREGORIN Teja	
13	LAT - Latvia	1 JUSKANE Zanna 2 LIDUMA Madara	3 GLAZERE Liga 4 KRUMINA Gerda	
14	CZE - Czech Republic	1 VITKOVA Veronika 2 REZLEROVA Magda	3 SOUKALOVA Gabriela 4 VEJNAROVA Zdenka	
15	SVK - Slovakia	1 HALINAROVA Martina 2 KUZMINA Anastazia	3 PREKOPOVA Natalia 4 GEREKOVA Jana	
16	EST - Estonia	1 LEHTLA Kadri 2 SAUE Eveli	3 HANNI Sirli 4 VIIGIPUU Kristel	
17	ITA - Italy	1 PONZA Michela 2 HALLER Katja	3 OBERHOFER Karin 4 FIANDINO Roberta	
18	CAN - Canada	1 IMRIE Megan 2 KOCHER Zina	3 CRAWFORD Rosanna 4 TANDY Megan	
19	USA - United States of America	1 STUDEBAKER Sara 2 BARNES Lanny	3 JOHNSON Haley 4 SPECTOR Laura	



ZEROING ALLOCATION
ATTRIBUTION DES LIGNES POUR TIR D'ESSAI

TUE 23 FEB 2010 / MAR 23 FEV 2010 START TIME / DEBUT 11:30

Shooting Lane	Shooting Position	NOC Code
1	P	RUS
2	P	GER
3	P	SWE
4	P	FRA
5	P	NOR
6	P	CHN
7	P	UKR
8	P	BLR
9	P	KAZ
10	P	ROU
11	P	POL
12	P	SLO
13	P	LAT
14	P	CZE
15	P	SVK
16	S	EST
17	S	ITA
18	S	CAN
19	S	USA
20	S	
21	S	
22	S	
23	S	
24	S	
25	S	
26	S	
27	S	
28	S	
29	S	
30	S	

NOTES

1030 - 11:15 Paper Targets

LEGEND

P Prone **S** Standing



START LIST / LISTE DE DÉPART

TUE 23 FEB 2010 / MAR 23 FEV 2010 START TIME / DEBUT 11:30

Bib Leg	NOC Bib Color	Name	Start Row	P	S	T	Remarks
1	RUS - Russian Federation		1				
1-1	r	SLEPTSOVA Svetlana					
1-2	g	BOGALIY-TITOVETS Anna					
1-3	y	MEDVEDTSEVA Olga					
1-4	b	ZAITSEVA Olga					
2	GER - Germany						
2-1	r	WILHELM Kati					
2-2	g	HAUSWALD Simone					
2-3	y	BECK Martina					
2-4	b	HENKEL Andrea					
3	SWE - Sweden						
3-1	r	HOGBERG Elisabeth					
3-2	g	OLOFSSON-ZIDEK Anna Carin					
3-3	y	NILSSON Anna Maria					
3-4	b	JONSSON Helena					
4	FRA - France						
4-1	r	BRUNET Marie Laure					
4-2	g	BECAERT Sylvie					
4-3	y	DORIN Marie					
4-4	b	BAILLY Sandrine					
5	NOR - Norway						
5-1	r	EIKELAND Liv Kjersti					
5-2	g	FLATLAND Ann Kristin Aafedt					
5-3	y	ROGSTAD Solveig					
5-4	b	BERGER Tora					
6	CHN - People's Republic of China						
6-1	r	WANG Chunli					
6-2	g	LIU Xianying					
6-3	y	KONG Yingchao					
6-4	b	SONG Chaoqing					
7	UKR - Ukraine						
7-1	r	PIDHRUSHNA Olena					
7-2	g	SEMERENKO Valj					
7-3	y	KHVOSTENKO Oksana					
7-4	b	SEMERENKO Vita					
8	BLR - Belarus						
8-1	r	KALINCHIK Liudmila					
8-2	g	DOMRACHEVA Darya					
8-3	y	KUDRASHOVA Olga					
8-4	b	SKARDINO Nadezhda					
9	KAZ - Kazakhstan						
9-1	r	KHRUSTALEVA Elena					
9-2	g	LEBEDEVA Anna					
9-3	y	FILIMONOVA Lyubov					
9-4	b	LEBEDEVA Marina					



START LIST / LISTE DE DÉPART

TUE 23 FEB 2010 / MAR 23 FEV 2010 START TIME / DEBUT 11:30

Bib Leg	NOC Bib Color	Name	Start Row	P	S	T	Remarks
10	ROU - Romania						
10-1	r	PLOTOTGEA Dana					
10-2	g	TOFALVI Eva					
10-3	y	PURDEA Mihaela					
10-4	b	FERENCZ Reka					
11	POL - Poland		2				
11-1	r	PALKA Krystyna					
11-2	g	GWIZDON Magdalena					
11-3	y	NOVAKOWSKA Weronika					
11-4	b	CYL Agnieszka					
12	SLO - Slovenia						
12-1	r	RAVNIKAR Dijana					
12-2	g	MALI Andreja					
12-3	y	BRANKOVIC-LIKOZAR Tadeja					
12-4	b	GREGORIN Teja					
13	LAT - Latvia						
13-1	r	JUSKANE Zanna					
13-2	g	LIDUMA Madara					
13-3	y	GLAZERE Liga					
13-4	b	KRUMINA Gerda					
14	CZE - Czech Republic						
14-1	r	VITKOVA Veronika					
14-2	g	REZLEROVA Magda					
14-3	y	SOUKALOVA Gabriela					
14-4	b	VEJNAROVA Zdenka					
15	SVK - Slovakia						
15-1	r	HALINAROVA Martina					
15-2	g	KUZMINA Anastazia					
15-3	y	PREKOPOVA Natalia					
15-4	b	GEREKOVA Jana					
16	EST - Estonia						
16-1	r	LEHTLA Kadri					
16-2	g	SAUE Eveli					
16-3	y	HANNI Sirli					
16-4	b	VIIGIPUU Kristel					
17	ITA - Italy						
17-1	r	PONZA Michela					
17-2	g	HALLER Katja					
17-3	y	OBERHOFER Karin					
17-4	b	FIANDINO Roberta					
18	CAN - Canada						
18-1	r	IMRIE Megan					
18-2	g	KOCHER Zina					
18-3	y	CRAWFORD Rosanna					
18-4	b	TANDY Megan					



START LIST / LISTE DE DÉPART

TUE 23 FEB 2010 / MAR 23 FEV 2010 START TIME / DEBUT 11:30

Bib Leg	NOC Bib Color	Name	Start Row	P	S	T	Remarks
19	USA	United States of America					
19-1	r	STUDEBAKER Sara					
19-2	g	BARNES Lanny					
19-3	y	JOHNSON Haley					
19-4	b	SPECTOR Laura					

LEGEND

b blue
r red
y yellow

g green
S Standing

P Prone
T Total penalties + used spare rounds



FINAL RESULTS / RÉSULTATS DÉFINITIFS

TUE 23 FEB 2010 / MAR 23 FEV 2010 START TIME / DEBUT 11:30 END TIME / FINI A 12:48

Rank	Bib Leg	NOC Bib Color	Name	P	S	T	Leg Time	Leg Rank	Team Time	Team Rank	Behind	WC	NC
1	1	RUS - Russian Federation				0+5			1:09:36.3		0.0	60	450
	1-1	r	SLEPTSOVA Svetlana	0+0	0+0	0+0	17:24.4	2	17:24.4	2	+1.8		
	1-2	g	BOGALIY-TITOVETS Anna	0+1	0+1	0+2	17:17.3	4	34:41.7	2	+1.5		
	1-3	y	MEDVEDTSEVA Olga	0+0	0+0	0+0	17:27.7	1	52:09.4	1	0.0		
	1-4	b	ZAITSEVA Olga	0+1	0+2	0+3	17:26.9	5	1:09:36.3	1	0.0		
2	4	FRA - France				2+8			1:10:09.1		+32.8	54	420
	4-1	r	BRUNET Marie Laure	0+0	0+2	0+2	17:22.6	1	17:22.6	1	0.0		
	4-2	g	BECAERT Sylvie	0+0	0+1	0+1	17:17.6	5	34:40.2	1	0.0		
	4-3	y	DORIN Marie	2+3	0+1	2+4	18:34.2	12	53:14.4	3	+1:05.0		
	4-4	b	BAILLY Sandrine	0+1	0+0	0+1	16:54.7	1	1:10:09.1	2	+32.8		
3	2	GER - Germany				0+5			1:10:13.4		+37.1	48	390
	2-1	r	WILHELM Kati	0+1	0+0	0+1	17:26.0	3	17:26.0	3	+3.4		
	2-2	g	HAUSWALD Simone	0+0	0+0	0+0	17:16.2	3	34:42.2	3	+2.0		
	2-3	y	BECK Martina	0+1	0+1	0+2	18:12.0	5	52:54.2	2	+44.8		
	2-4	b	HENKEL Andrea	0+0	0+2	0+2	17:19.2	4	1:10:13.4	3	+37.1		
4	5	NOR - Norway				0+3			1:10:34.1		+57.8	43	360
	5-1	r	EIKELAND Liv Kjersti	0+0	0+2	0+2	18:20.4	14	18:20.4	14	+57.8		
	5-2	g	FLATLAND Ann Kristin Aafedt	0+0	0+0	0+0	16:52.6	1	35:13.0	6	+32.8		
	5-3	y	ROGSTAD Solveig	0+0	0+0	0+0	18:21.2	8	53:34.2	6	+1:24.8		
	5-4	b	BERGER Tora	0+1	0+0	0+1	16:59.9	2	1:10:34.1	4	+57.8		
5	3	SWE - Sweden				0+3			1:10:47.2		+1:10.9	40	330
	3-1	r	HOGBERG Elisabeth	0+0	0+1	0+1	17:46.7	8	17:46.7	8	+24.1		
	3-2	g	OLOFSSON-ZIDEK Anna Carin	0+0	0+0	0+0	17:25.9	6	35:12.6	5	+32.4		
	3-3	y	NILSSON Anna Maria	0+2	0+0	0+2	18:16.8	6	53:29.4	5	+1:20.0		
	3-4	b	JONSSON Helena	0+0	0+0	0+0	17:17.8	3	1:10:47.2	5	+1:10.9		
6	7	UKR - Ukraine				0+8			1:11:08.2		+1:31.9	38	310
	7-1	r	PIDHRUSHNA Olena	0+0	0+1	0+1	17:36.9	4	17:36.9	4	+14.3		
	7-2	g	SEMERENKO Valj	0+1	0+3	0+4	17:56.3	10	35:33.2	8	+53.0		
	7-3	y	KHIVOSTENKO Oksana	0+1	0+0	0+1	17:44.7	2	53:17.9	4	+1:08.5		
	7-4	b	SEMERENKO Vita	0+0	0+2	0+2	17:50.3	9	1:11:08.2	6	+1:31.9		
7	8	BLR - Belarus				0+3			1:11:34.0		+1:57.7	36	290
	8-1	r	KALINCHIK Liudmila	0+1	0+1	0+2	17:40.0	5	17:40.0	5	+17.4		
	8-2	g	DOMRACHEVA Darya	0+0	0+1	0+1	17:28.7	7	35:08.7	4	+28.5		
	8-3	y	KUDRASHOVA Olga	0+0	0+0	0+0	18:27.4	11	53:36.1	7	+1:26.7		
	8-4	b	SKARDINO Nadezhda	0+0	0+0	0+0	17:57.9	11	1:11:34.0	7	+1:57.7		
8	12	SLO - Slovenia				0+6			1:12:02.4		+2:26.1	34	270
	12-1	r	RAVNIKAR Dijana	0+0	0+1	0+1	17:50.4	9	17:50.4	9	+27.8		
	12-2	g	MALI Andreja	0+1	0+1	0+2	18:18.2	16	36:08.6	12	+1:28.4		
	12-3	y	BRANKOVIC-LIKOZAR Tadeja	0+2	0+0	0+2	18:07.8	4	54:16.4	8	+2:07.0		
	12-4	b	GREGORIN Teja	0+1	0+0	0+1	17:46.0	8	1:12:02.4	8	+2:26.1		
9	6	CHN - People's Republic of China				0+8			1:12:16.9		+2:40.6	32	250
	6-1	r	WANG Chunli	0+1	0+2	0+3	17:44.7	7	17:44.7	7	+22.1		
	6-2	g	LIU Xianying	0+1	0+1	0+2	17:47.7	8	35:32.4	7	+52.2		
	6-3	y	KONG Yingchao	0+0	0+3	0+3	19:10.4	15	54:42.8	13	+2:33.4		
	6-4	b	SONG Chaoping	0+0	0+0	0+0	17:34.1	7	1:12:16.9	9	+2:40.6		



FINAL RESULTS / RÉSULTATS DÉFINITIFS

TUE 23 FEB 2010 / MAR 23 FEV 2010 START TIME / DEBUT 11:30 END TIME / FINI A 12:48

Rank	Bib Leg	NOC Bib Color	Name	P	S	T	Leg Time	Leg Rank	Team Time	Team Rank	Behind	WC	NC
10	10	ROU - Romania				0+7			1:12:32.9		+2:56.6	31	230
	10-1	r	PLOTOGEA Dana	0+0	0+1	0+1	18:10.6	12	18:10.6	12	+48.0		
	10-2	g	TOFALVI Eva	0+0	0+2	0+2	17:47.8	9	35:58.4	11	+1:18.2		
	10-3	y	PURDEA Mihaela	0+1	0+3	0+4	18:23.2	9	54:21.6	9	+2:12.2		
	10-4	b	FERENCZ Reka	0+0	0+0	0+0	18:11.3	13	1:12:32.9	10	+2:56.6		
11	17	ITA - Italy				0+8			1:12:54.2		+3:17.9	30	220
	17-1	r	PONZA Michela	0+1	0+1	0+2	18:20.5	15	18:20.5	15	+57.9		
	17-2	g	HALLER Katja	0+0	0+0	0+0	17:58.2	11	36:18.7	14	+1:38.5		
	17-3	y	OBERHOFER Karin	0+0	0+2	0+2	18:19.3	7	54:38.0	11	+2:28.6		
	17-4	b	FIANDINO Roberta	0+3	0+1	0+4	18:16.2	14	1:12:54.2	11	+3:17.9		
12	11	POL - Poland				1+12			1:12:54.3		+3:18.0	29	210
	11-1	r	PALKA Krystyna	0+2	0+2	0+4	18:21.2	16	18:21.2	16	+58.6		
	11-2	g	GWIZDON Magdalena	0+3	1+3	1+6	19:10.2	19	37:31.4	18	+2:51.2		
	11-3	y	NOVAKOWSKA Weronika	0+0	0+1	0+1	17:55.7	3	55:27.1	15	+3:17.7		
	11-4	b	CYL Agnieszka	0+0	0+1	0+1	17:27.2	6	1:12:54.3	12	+3:18.0		
13	15	SVK - Slovakia				1+11			1:13:15.8		+3:39.5	28	200
	15-1	r	HALINAROVA Martina	0+1	0+2	0+3	18:27.1	17	18:27.1	17	+1:04.5		
	15-2	g	KUZMINA Anastazia	0+0	0+1	0+1	17:09.3	2	35:36.4	9	+56.2		
	15-3	y	PREKOPOVA Natalia	0+0	1+3	1+3	19:41.7	16	55:18.1	14	+3:08.7		
	15-4	b	GERKOVA Jana	0+1	0+3	0+4	17:57.7	10	1:13:15.8	13	+3:39.5		
14	9	KAZ - Kazakhstan				0+9			1:13:42.9		+4:06.6	27	190
	9-1	r	KHRUSTALEVA Elena	0+0	0+1	0+1	17:42.1	6	17:42.1	6	+19.5		
	9-2	g	LEBEDEVA Anna	0+1	0+1	0+2	18:00.8	12	35:42.9	10	+1:02.7		
	9-3	y	FILIMONOVA Lyubov	0+1	0+2	0+3	18:52.6	13	54:35.5	10	+2:26.1		
	9-4	b	LEBEDEVA Marina	0+2	0+1	0+3	19:07.4	16	1:13:42.9	14	+4:06.6		
15	18	CAN - Canada				1+12			1:14:25.5		+4:49.2	26	180
	18-1	r	IMRIE Megan	0+1	0+3	0+4	18:18.9	13	18:18.9	13	+56.3		
	18-2	g	KOCHER Zina	0+2	0+1	0+3	18:04.9	13	36:23.8	15	+1:43.6		
	18-3	y	CRAWFORD Rosanna	1+3	0+0	1+3	19:50.9	17	56:14.7	17	+4:05.3		
	18-4	b	TANDY Megan	0+1	0+1	0+2	18:10.8	12	1:14:25.5	15	+4:49.2		
16	14	CZE - Czech Republic				3+10			1:14:37.5		+5:01.2	25	170
	14-1	r	VITKOVA Veronika	0+1	0+1	0+2	17:51.1	10	17:51.1	10	+28.5		
	14-2	g	REZLEROVA Magda	0+0	1+3	1+3	18:25.9	17	36:17.0	13	+1:36.8		
	14-3	y	SOUKALOVA Gabriela	0+0	0+1	0+1	18:23.7	10	54:40.7	12	+2:31.3		
	14-4	b	VEJNAROVA Zdenka	2+3	0+1	2+4	19:56.8	17	1:14:37.5	16	+5:01.2		
17	19	USA - United States of America				1+12			1:15:47.5		+6:11.2	24	160
	19-1	r	STUDEBAKER Sara	0+1	0+0	0+1	17:53.2	11	17:53.2	11	+30.6		
	19-2	g	BARNES Lanny	0+1	0+1	0+2	18:52.5	18	36:45.7	16	+2:05.5		
	19-3	y	JOHNSON Haley	0+3	0+0	0+3	19:01.5	14	55:47.2	16	+3:37.8		
	19-4	b	SPECTOR Laura	1+3	0+3	1+6	20:00.3	18	1:15:47.5	17	+6:11.2		
18	16	EST - Estonia				2+16			1:17:55.5		+8:19.2	23	150
	16-1	r	LEHTLA Kadri	0+2	0+2	0+4	18:49.8	18	18:49.8	18	+1:27.2		
	16-2	g	SAUE Eveli	0+1	0+1	0+2	18:15.4	15	37:05.2	17	+2:25.0		
	16-3	y	HANNI Sirlu	1+3	0+1	1+4	20:06.6	18	57:11.8	18	+5:02.4		
	16-4	b	VIIGIPUU Kristel	1+3	0+3	1+6	20:43.7	19	1:17:55.5	18	+8:19.2		



FINAL RESULTS / RÉSULTATS DÉFINITIFS

TUE 23 FEB 2010 / MAR 23 FEV 2010 START TIME / DEBUT 11:30 END TIME / FINI A 12:48

Rank	Bib Leg	NOC Bib Color	Name	P	S	T	Leg Time	Leg Rank	Team Time	Team Rank	Behind	WC	NC
19	13	LAT - Latvia				4+12			1:18:56.2		+9:19.9	22	140
	13-1	r	JUSKANE Zanna	2+3	0+2	2+5	21:06.7	19	21:06.7	19	+3:44.1		
	13-2	g	LIDUMA Madara	0+1	0+1	0+2	18:09.7	14	39:16.4	19	+4:36.2		
	13-3	y	GLAZERE Liga	0+0	2+3	2+3	20:51.6	19	1:00:08.0	19	+7:58.6		
	13-4	b	KRUMINA Gerda	0+1	0+1	0+2	18:48.2	15	1:18:56.2	19	+9:19.9		

LEGEND

b	blue	g	green	NC	Nations Cup
P	Prone	r	red	S	Standing
T	Total penalties + used spare rounds	WC	World Cup	y	yellow



FINAL RESULTS - COMPETITION DATA SUMMARY
RÉSULTATS DÉFINITIFS - RÉSUMÉ DES DONNÉES DE COMPÉTITION

TUE 23 FEB 2010 / MAR 23 FEV 2010 START TIME / DEBUT 11:30 END TIME / FINI A 12:48

Participation

Number of Entries	19
Did not start	0
Did not finish	0
Disqualified	0
Ranked Competitors	19

Atmospheric Conditions at the Stadium

	30 min. before Start	At Start Time	30 min. after Start	At End Time
Weather	Cloudy	Cloudy	Cloudy	Cloudy
Snow Condition	Hard packed variable	Hard packed variable	Hard packed variable	Hard packed variable
Snow Temperature	-0.3 °C / 31.5 °F	-0.2 °C / 31.6 °F	-0.3 °C / 31.5 °F	-0.2 °C / 31.6 °F
Air Temperature	3.1 °C / 37.6 °F	3.8 °C / 38.8 °F	3.3 °C / 37.9 °F	2.8 °C / 37.0 °F
Humidity	69 %	52 %	56 %	68 %
Wind Direction/Speed	N / 0.2 m/s	SE / 0.7 m/s	SE / 0.7 m/s	SE / 1.5 m/s

Jury Information

IBU Technical Delegate - Chairman	BAIER Norbert (IBU)
IBU Assistant Technical Delegate	ZWAHLEN Robert (IBU)
Competition Chief	COLLARD Paul (CAN)
Member	NUNAR Borut (SLO)
Member	JANOUSEK Milan (CZE)
IBU Race Director	BERGER Franz (IBU)

Course Information

4 x red 2118m + red 2118m + red 2008m

Total Course Length	4x 6244 m
Height Difference (HD)	27
Max. Climb (MM)	25 m
Total Climb (MT)	4 x 198 m

Jury Decisions


none

IBU Technical Delegate - Chairman



BAIER Norbert (IBU)

IBU Assistant Technical Delegate



ZWAHLEN Robert (IBU)

LEGEND

N North **SE** Southeast



COMPETITION ANALYSIS / ANALYSE DE LA COMPÉTITION

TUE 23 FEB 2010 / MAR 23 FEV 2010 START TIME / DEBUT 11:30 END TIME / FINI A 12:48

Rank	Bib	NOC Name	T										
		Loop 1			Loop 2			Loop 3			Result	Behind	Rank
		Time	Rk.	Time	Rk.	Time	Rk.	Time	Rk.				
1	1	RUS - Russian Federation	0+5 1:09:36.3 0.0 1										
SLEPTSOVA Svetlana													
Cumulative Time		5:41.2	0.0	1	11:43.4	0.0	1				17:24.4	+1.8	2
Loop Time		5:41.2	0.0	1	6:02.2	+10.5	2	5:41.0	+17.1	10			
Shooting	0+0	23.0	0.0	1	0+0	26.0	0.0	1	0+0	49.0		0.0	1
Range Time		48.4	0.0	1	50.0	0.0	1				1:38.4	0.0	1
Course Time		4:52.8	+0.4	2	5:12.2	+15.5	12	5:41.0	+17.1	10	15:46.0	+25.9	7
BOGALIY-TITOVETS Anna													
Cumulative Time		23:09.5	+12.4	3	29:16.4	+8.9	3				34:41.7	+1.5	2
Loop Time		5:45.1	+13.8	10	6:06.9	+9.2	4	5:25.3	+1.7	4			
Shooting	0+1	36.0	+13.0	13	0+1	38.0	+17.0	8	0+2	1:14.0		+29.0	9
Range Time		1:00.6	+12.7	11	1:04.0	+17.3	8				2:04.6	+28.3	9
Course Time		4:44.5	+7.4	7	5:02.9	+1.1	2	5:25.3	+1.7	4	15:12.7	+6.7	2
MEDVEDTSEVA Olga													
Cumulative Time		40:18.5	0.0	1	46:24.7	0.0	1				52:09.4	0.0	1
Loop Time		5:36.8	0.0	1	6:06.2	+2.4	3	5:44.7	+7.2	5			
Shooting	0+0	28.0	+2.0	3	0+0	33.0	+13.0	6	0+0	1:01.0		+10.0	3
Range Time		52.2	0.0	1	58.0	+8.2	6				1:50.2	+3.4	2
Course Time		4:44.6	0.0	1	5:08.2	+5.3	2	5:44.7	+7.2	5	15:37.5	+10.6	2
ZAITSEVA Olga													
Cumulative Time		57:56.8	0.0	1	1:04:12.5	0.0	1				1:09:36.3	0.0	1
Loop Time		5:47.4	+7.9	6	6:15.7	+20.4	6	5:23.8	+18.2	5			
Shooting	0+1	37.0	+11.0	9	0+2	40.0	+19.0	13	0+3	1:17.0		+30.0	10
Range Time		1:02.5	+11.0	8	1:06.9	+16.5	13				2:09.4	+27.0	10
Course Time		4:44.9	+5.3	3	5:08.8	+6.8	2	5:23.8	+18.2	5	15:17.5	+30.3	4
2	4	FRA - France	2+8 1:10:09.1 +32.8 2										
BRUNET Marie Laure													
Cumulative Time		5:43.6	+2.4	2	11:58.7	+15.3	4				17:22.6	0.0	1
Loop Time		5:43.6	+2.4	2	6:15.1	+23.4	10	5:23.9	0.0	1			
Shooting	0+0	26.0	+3.0	4	0+2	43.0	+17.0	12	0+2	1:09.0		+20.0	9
Range Time		50.0	+1.6	2	1:05.9	+15.9	11				1:55.9	+17.5	5
Course Time		4:53.6	+1.2	4	5:09.2	+12.5	4	5:23.9	0.0	1	15:26.7	+6.6	3
BECAERT Sylvie													
Cumulative Time		22:57.1	0.0	1	29:15.6	+8.1	2				34:40.2	0.0	1
Loop Time		5:34.5	+3.2	3	6:18.5	+20.8	7	5:24.6	+1.0	3			
Shooting	0+0	23.0	0.0	1	0+1	38.0	+17.0	8	0+1	1:01.0		+16.0	5
Range Time		47.9	0.0	1	1:05.0	+18.3	10				1:52.9	+16.6	4
Course Time		4:46.6	+9.5	11	5:13.5	+11.7	10	5:24.6	+1.0	3	15:24.7	+18.7	5
DORIN Marie													
Cumulative Time		41:33.1	+1:14.6	9	47:36.9	+1:12.2	6				53:14.4	+1:05.0	3
Loop Time		6:52.9	+1:16.1	18	6:03.8	0.0	1	5:37.5	0.0	1			
Shooting	2+3	59.0	+33.0	16	0+1	35.0	+15.0	9	2+4	1:34.0		+43.0	14
Range Time		2:06.4	+1:14.2	19	1:00.9	+11.1	7				3:07.3	+1:20.5	18
Course Time		4:46.5	+1.9	2	5:02.9	0.0	1	5:37.5	0.0	1	15:26.9	0.0	1
BAILLY Sandrine													
Cumulative Time		59:08.2	+1:11.4	4	1:05:03.5	+51.0	3				1:10:09.1	+32.8	2
Loop Time		5:53.8	+14.3	8	5:55.3	0.0	1	5:05.6	0.0	1			
Shooting	0+1	48.0	+22.0	14	0+0	26.0	+5.0	4	0+1	1:14.0		+27.0	9
Range Time		1:14.2	+22.7	14	53.3	+2.9	4				2:07.5	+25.1	9
Course Time		4:39.6	0.0	1	5:02.0	0.0	1	5:05.6	0.0	1	14:47.2	0.0	1
3	2	GER - Germany	0+5 1:10:13.4 +37.1 3										
WILHELM Kati													
Cumulative Time		6:03.3	+22.1	14	11:55.0	+11.6	2				17:26.0	+3.4	3
Loop Time		6:03.3	+22.1	14	5:51.7	0.0	1	5:31.0	+7.1	4			
Shooting	0+1	45.0	+22.0	18	0+0	29.0	+3.0	3	0+1	1:14.0		+25.0	10
Range Time		1:10.9	+22.5	18	55.0	+5.0	3				2:05.9	+27.5	12
Course Time		4:52.4	0.0	1	4:56.7	0.0	1	5:31.0	+7.1	4	15:20.1	0.0	1



COMPETITION ANALYSIS / ANALYSE DE LA COMPÉTITION

TUE 23 FEB 2010 / MAR 23 FEV 2010 START TIME / DEBUT 11:30 END TIME / FINI A 12:48

Rank	Bib	NOC	T											
		Name	Loop 1			Loop 2			Loop 3			Result	Behind	Rank
			Time	Rk.	Time	Rk.	Time	Rk.	Time	Rk.				
HAUSWALD Simone														
Cumulative Time			23:01.9	+4.8	2	29:07.5	0.0	1				34:42.2	+2.0	3
Loop Time			5:35.9	+4.6	4	6:05.6	+7.9	3	5:34.7	+11.1	8			
Shooting	0+0		28.0	+5.0	6	31.0	+10.0	4			0+0	59.0	+14.0	4
Range Time			52.0	+4.1	5	56.5	+9.8	3				1:48.5	+12.2	3
Course Time			4:43.9	+6.8	6	5:09.1	+7.3	6	5:34.7	+11.1	8	15:27.7	+21.7	7
BECK Martina														
Cumulative Time			40:30.1	+11.6	2	46:59.6	+34.9	2				52:54.2	+44.8	2
Loop Time			5:47.9	+11.1	3	6:29.5	+25.7	9	5:54.6	+17.1	9			
Shooting	0+1		32.0	+6.0	7	34.0	+14.0	8			0+2	1:06.0	+15.0	4
Range Time			1:01.1	+8.9	10	1:02.6	+12.8	9				2:03.7	+16.9	6
Course Time			4:46.8	+2.2	3	5:26.9	+24.0	12	5:54.6	+17.1	9	16:08.3	+41.4	9
HENKEL Andrea														
Cumulative Time			58:35.4	+38.6	2	1:04:58.1	+45.6	2				1:10:13.4	+37.1	3
Loop Time			5:41.2	+1.7	2	6:22.7	+27.4	9	5:15.3	+9.7	3			
Shooting	0+0		28.0	+2.0	4	45.0	+24.0	15			0+2	1:13.0	+26.0	8
Range Time			52.0	+0.5	2	1:10.6	+20.2	15				2:02.6	+20.2	8
Course Time			4:49.2	+9.6	5	5:12.1	+10.1	5	5:15.3	+9.7	3	15:16.6	+29.4	3
4	5	NOR - Norway									0+3	1:10:34.1	+57.8	4
EIKELAND Liv Kjersti														
Cumulative Time			5:49.2	+8.0	4	12:33.4	+50.0	15				18:20.4	+57.8	14
Loop Time			5:49.2	+8.0	4	6:44.2	+52.5	18	5:47.0	+23.1	11			
Shooting	0+0		27.0	+4.0	5	1:01.0	+35.0	19			0+2	1:28.0	+39.0	14
Range Time			54.8	+6.4	7	1:29.2	+39.2	19				2:24.0	+45.6	15
Course Time			4:54.4	+2.0	5	5:15.0	+18.3	15	5:47.0	+23.1	11	15:56.4	+36.3	12
FLATLAND Ann Kristin Aafedt														
Cumulative Time			23:51.7	+54.6	12	29:49.4	+41.9	6				35:13.0	+32.8	6
Loop Time			5:31.3	0.0	1	5:57.7	0.0	1	5:23.6	0.0	1			
Shooting	0+0		28.0	+5.0	6	26.0	+5.0	2			0+0	54.0	+9.0	2
Range Time			54.2	+6.3	6	52.4	+5.7	2				1:46.6	+10.3	2
Course Time			4:37.1	0.0	1	5:05.3	+3.5	3	5:23.6	0.0	1	15:06.0	0.0	1
ROGSTAD Solveig														
Cumulative Time			41:05.1	+46.6	4	47:30.9	+1:06.2	4				53:34.2	+1:24.8	6
Loop Time			5:52.1	+15.3	7	6:25.8	+22.0	8	6:03.3	+25.8	12			
Shooting	0+0		27.0	+1.0	2	29.0	+9.0	5			0+0	56.0	+5.0	2
Range Time			53.6	+1.4	4	57.7	+7.9	5				1:51.3	+4.5	3
Course Time			4:58.5	+13.9	13	5:28.1	+25.2	13	6:03.3	+25.8	12	16:29.9	+1:03.0	12
BERGER Tora														
Cumulative Time			59:24.7	+1:27.9	6	1:05:25.0	+1:12.5	4				1:10:34.1	+57.8	4
Loop Time			5:50.5	+11.0	7	6:00.3	+5.0	2	5:09.1	+3.5	2			
Shooting	0+1		36.0	+10.0	8	24.0	+3.0	2			0+1	1:00.0	+13.0	5
Range Time			1:02.8	+11.3	9	50.6	+0.2	2				1:53.4	+11.0	5
Course Time			4:47.7	+8.1	4	5:09.7	+7.7	3	5:09.1	+3.5	2	15:06.5	+19.3	2
5	3	SWE - Sweden									0+3	1:10:47.2	+1:10.9	5
HOGBERG Elisabeth														
Cumulative Time			5:51.0	+9.8	6	12:05.9	+22.5	7				17:46.7	+24.1	8
Loop Time			5:51.0	+9.8	6	6:14.9	+23.2	9	5:40.8	+16.9	9			
Shooting	0+0		28.0	+5.0	6	38.0	+12.0	9			0+1	1:06.0	+17.0	6
Range Time			52.0	+3.6	6	1:03.6	+13.6	9				1:55.6	+17.2	4
Course Time			4:59.0	+6.6	14	5:11.3	+14.6	9	5:40.8	+16.9	9	15:51.1	+31.0	9
OLOFSSON-ZIDEK Anna Carin														
Cumulative Time			23:29.1	+32.0	7	29:38.5	+31.0	4				35:12.6	+32.4	5
Loop Time			5:42.4	+11.1	8	6:09.4	+11.7	5	5:34.1	+10.5	7			
Shooting	0+0		29.0	+6.0	8	36.0	+15.0	7			0+0	1:05.0	+20.0	7
Range Time			56.2	+8.3	9	1:03.0	+16.3	7				1:59.2	+22.9	7
Course Time			4:46.2	+9.1	10	5:06.4	+4.6	4	5:34.1	+10.5	7	15:26.7	+20.7	6



COMPETITION ANALYSIS / ANALYSE DE LA COMPÉTITION

TUE 23 FEB 2010 / MAR 23 FEV 2010 START TIME / DEBUT 11:30 END TIME / FINI A 12:48

Rank	Bib	NOC	T												
		Name	Loop 1			Loop 2			Loop 3			Result	Behind	Rank	
			Time	Rk.	Time	Rk.	Time	Rk.	Time	Rk.					
NILSSON Anna Maria															
Cumulative Time			41:32.2	+1:13.7	8	47:47.7	+1:23.0	7				53:29.4	+1:20.0	5	
Loop Time			6:19.6	+42.8	14	6:15.5	+11.7	5	5:41.7	+4.2	3				
Shooting	0+2		53.0	+27.0	14	24.0	+4.0	2			0+2	1:17.0	+26.0	9	
Range Time			1:20.3	+28.1	15	52.7	+2.9	2				2:13.0	+26.2	8	
Course Time			4:59.3	+14.7	15	5:22.8	+19.9	7	5:41.7	+4.2	3	16:03.8	+36.9	8	
JONSSON Helena															
Cumulative Time			59:16.7	+1:19.9	5	1:05:25.4	+1:12.9	5				1:10:47.2	+1:10.9	5	
Loop Time			5:47.3	+7.8	5	6:08.7	+13.4	3	5:21.8	+16.2	4				
Shooting	0+0		26.0	0.0	1	21.0	0.0	1			0+0	47.0	0.0	1	
Range Time			54.3	+2.8	4	50.4	0.0	1				1:44.7	+2.3	2	
Course Time			4:53.0	+13.4	9	5:18.3	+16.3	8	5:21.8	+16.2	4	15:33.1	+45.9	6	
6	7	UKR - Ukraine										0+8	1:11:08.2	+1:31.9	6
PIDHRUSHNA Olena															
Cumulative Time			5:51.9	+10.7	9	12:00.0	+16.6	5				17:36.9	+14.3	4	
Loop Time			5:51.9	+10.7	9	6:08.1	+16.4	4	5:36.9	+13.0	6				
Shooting	0+0		30.0	+7.0	8	35.0	+9.0	6			0+1	1:05.0	+16.0	3	
Range Time			55.0	+6.6	8	59.2	+9.2	5				1:54.2	+15.8	3	
Course Time			4:56.9	+4.5	11	5:08.9	+12.2	3	5:36.9	+13.0	6	15:42.7	+22.6	5	
SEMERENKO Valj															
Cumulative Time			23:20.8	+23.7	4	29:54.0	+46.5	7				35:33.2	+53.0	8	
Loop Time			5:43.9	+12.6	9	6:33.2	+35.5	16	5:39.2	+15.6	10				
Shooting	0+1		34.0	+11.0	11	55.0	+34.0	18			0+4	1:29.0	+44.0	17	
Range Time			1:01.0	+13.1	12	1:23.6	+36.9	17				2:24.6	+48.3	17	
Course Time			4:42.9	+5.8	5	5:09.6	+7.8	8	5:39.2	+15.6	10	15:31.7	+25.7	9	
KHVOSTENKO Oksana															
Cumulative Time			41:22.2	+1:03.7	6	47:26.4	+1:01.7	3				53:17.9	+1:08.5	4	
Loop Time			5:49.0	+12.2	4	6:04.2	+0.4	2	5:51.5	+14.0	8				
Shooting	0+1		31.0	+5.0	6	20.0	0.0	1			0+1	51.0	0.0	1	
Range Time			57.0	+4.8	6	49.8	0.0	1				1:46.8	0.0	1	
Course Time			4:52.0	+7.4	6	5:14.4	+11.5	3	5:51.5	+14.0	8	15:57.9	+31.0	5	
SEMERENKO Vita															
Cumulative Time			58:57.4	+1:00.6	3	1:05:26.0	+1:13.5	6				1:11:08.2	+1:31.9	6	
Loop Time			5:39.5	0.0	1	6:28.6	+33.3	14	5:42.2	+36.6	13				
Shooting	0+0		31.0	+5.0	5	46.0	+25.0	16			0+2	1:17.0	+30.0	10	
Range Time			57.2	+5.7	5	1:13.1	+22.7	16				2:10.3	+27.9	11	
Course Time			4:42.3	+2.7	2	5:15.5	+13.5	7	5:42.2	+36.6	13	15:40.0	+52.8	8	
7	8	BLR - Belarus										0+3	1:11:34.0	+1:57.7	7
KALINCHIK Liudmila															
Cumulative Time			6:00.1	+18.9	11	12:09.9	+26.5	10				17:40.0	+17.4	5	
Loop Time			6:00.1	+18.9	11	6:09.8	+18.1	6	5:30.1	+6.2	3				
Shooting	0+1		37.0	+14.0	11	37.0	+11.0	8			0+2	1:14.0	+25.0	10	
Range Time			1:02.0	+13.6	12	1:00.0	+10.0	7				2:02.0	+23.6	10	
Course Time			4:58.1	+5.7	12	5:09.8	+13.1	6	5:30.1	+6.2	3	15:38.0	+17.9	4	
DOMRACHEVA Darya															
Cumulative Time			23:21.5	+24.4	5	29:44.2	+36.7	5				35:08.7	+28.5	4	
Loop Time			5:41.5	+10.2	7	6:22.7	+25.0	10	5:24.5	+0.9	2				
Shooting	0+0		30.0	+7.0	10	49.0	+28.0	16			0+1	1:19.0	+34.0	12	
Range Time			55.5	+7.6	8	1:14.1	+27.4	16				2:09.6	+33.3	10	
Course Time			4:46.0	+8.9	9	5:08.6	+6.8	5	5:24.5	+0.9	2	15:19.1	+13.1	4	
KUDRASHOVA Olga															
Cumulative Time			41:03.4	+44.9	3	47:33.3	+1:08.6	5				53:36.1	+1:26.7	7	
Loop Time			5:54.7	+17.9	9	6:29.9	+26.1	10	6:02.8	+25.3	11				
Shooting	0+0		32.0	+6.0	7	35.0	+15.0	9			0+0	1:07.0	+16.0	6	
Range Time			57.8	+5.6	8	1:03.3	+13.5	10				2:01.1	+14.3	5	
Course Time			4:56.9	+12.3	10	5:26.6	+23.7	11	6:02.8	+25.3	11	16:26.3	+59.4	11	



COMPETITION ANALYSIS / ANALYSE DE LA COMPÉTITION

TUE 23 FEB 2010 / MAR 23 FEV 2010 START TIME / DEBUT 11:30 END TIME / FINI A 12:48

Rank	Bib	NOC Name	T													
			Loop 1			Loop 2			Loop 3			Result	Behind	Rank		
			Time	Rk.	Time	Rk.	Time	Rk.	Time	Rk.						
SKARDINO Nadezhda																
Cumulative Time			59:37.4	+1:40.6	7	1:05:57.1	+1:44.6	7				1:11:34.0	+1:57.7	7		
Loop Time			6:01.3	+21.8	11	6:19.7	+24.4	8	5:36.9	+31.3	11					
Shooting	0+0		33.0	+7.0	7	0+0	33.0	+12.0	8		0+0	1:06.0	+19.0	6		
Range Time			1:00.0	+8.5	7		59.0	+8.6	7			1:59.0	+16.6	6		
Course Time			5:01.3	+21.7	13		5:20.7	+18.7	10			15:58.9	+1:11.7	13		
8	12	SLO - Slovenia											0+6	1:12:02.4	+2:26.1	8
RAVNIKAR Dijana																
Cumulative Time			5:51.7	+10.5	8	11:56.8	+13.4	3				17:50.4	+27.8	9		
Loop Time			5:51.7	+10.5	8	6:05.1	+13.4	3	5:53.6	+29.7	14					
Shooting	0+0		24.0	+1.0	2	0+1	27.0	+1.0	2		0+1	51.0	+2.0	2		
Range Time			50.2	+1.8	5		53.7	+3.7	2			1:43.9	+5.5	2		
Course Time			5:01.5	+9.1	18		5:11.4	+14.7	10			16:06.5	+46.4	15		
MALI Andreja																
Cumulative Time			23:52.5	+55.4	13	30:17.8	+1:10.3	12				36:08.6	+1:28.4	12		
Loop Time			6:02.1	+30.8	16	6:25.3	+27.6	14	5:50.8	+27.2	16					
Shooting	0+1		43.0	+20.0	15	0+1	39.0	+18.0	11		0+2	1:22.0	+37.0	14		
Range Time			1:09.7	+21.8	14		1:07.2	+20.5	12			2:16.9	+40.6	15		
Course Time			4:52.4	+15.3	14		5:18.1	+16.3	14			16:01.3	+55.3	15		
BRANKOVIC-LIKOZAR Tadeja																
Cumulative Time			42:27.0	+2:08.5	14	48:38.5	+2:13.8	11				54:16.4	+2:07.0	8		
Loop Time			6:18.4	+41.6	13	6:11.5	+7.7	4	5:37.9	+0.4	2					
Shooting	0+2		54.0	+28.0	15	0+0	27.0	+7.0	3		0+2	1:21.0	+30.0	10		
Range Time			1:19.8	+27.6	14		53.8	+4.0	4			2:13.6	+26.8	9		
Course Time			4:58.6	+14.0	14		5:17.7	+14.8	6			15:54.2	+27.3	4		
GREGORIN Teja																
Cumulative Time			1:00:19.4	+2:22.6	8	1:06:38.3	+2:25.8	8				1:12:02.4	+2:26.1	8		
Loop Time			6:03.0	+23.5	12	6:18.9	+23.6	7	5:24.1	+18.5	6					
Shooting	0+1		38.0	+12.0	10	0+0	28.0	+7.0	6		0+1	1:06.0	+19.0	6		
Range Time			1:05.3	+13.8	10		55.2	+4.8	6			2:00.5	+18.1	7		
Course Time			4:57.7	+18.1	11		5:23.7	+21.7	13			15:45.5	+58.3	10		
9	6	CHN - People's Republic of China											0+8	1:12:16.9	+2:40.6	9
WANG Chunli																
Cumulative Time			6:00.7	+19.5	12	12:15.0	+31.6	12				17:44.7	+22.1	7		
Loop Time			6:00.7	+19.5	12	6:14.3	+22.6	8	5:29.7	+5.8	2					
Shooting	0+1		42.0	+19.0	14	0+2	50.0	+24.0	16		0+3	1:32.0	+43.0	16		
Range Time			1:05.8	+17.4	14		1:14.7	+24.7	14			2:20.5	+42.1	13		
Course Time			4:54.9	+2.5	6		4:59.6	+2.9	2			15:24.2	+4.1	2		
LIU Xianying																
Cumulative Time			23:35.9	+38.8	8	29:58.8	+51.3	8				35:32.4	+52.2	7		
Loop Time			5:51.2	+19.9	12	6:22.9	+25.2	11	5:33.6	+10.0	6					
Shooting	0+1		44.0	+21.0	17	0+1	39.0	+18.0	11		0+2	1:23.0	+38.0	15		
Range Time			1:10.1	+22.2	15		1:06.5	+19.8	11			2:16.6	+40.3	14		
Course Time			4:41.1	+4.0	2		5:16.4	+14.6	13			15:31.1	+25.1	8		
KONG Yingchao																
Cumulative Time			41:21.9	+1:03.4	5	48:30.1	+2:05.4	9				54:42.8	+2:33.4	13		
Loop Time			5:49.5	+12.7	6	7:08.2	+1:04.4	17	6:12.7	+35.2	15					
Shooting	0+0		32.0	+6.0	7	0+3	1:08.0	+48.0	19		0+3	1:40.0	+49.0	16		
Range Time			57.3	+5.1	7		1:35.5	+45.7	17			2:32.8	+46.0	14		
Course Time			4:52.2	+7.6	7		5:32.7	+29.8	15			16:37.6	+1:10.7	14		
SONG Chaoqing																
Cumulative Time			1:00:25.3	+2:28.5	10	1:06:39.7	+2:27.2	9				1:12:16.9	+2:40.6	9		
Loop Time			5:42.5	+3.0	3	6:14.4	+19.1	4	5:37.2	+31.6	12					
Shooting	0+0		26.0	0.0	1	0+0	24.0	+3.0	2		0+0	50.0	+3.0	2		
Range Time			51.5	0.0	1		50.9	+0.5	3			1:42.4	0.0	1		
Course Time			4:51.0	+11.4	6		5:23.5	+21.5	12			15:51.7	+1:04.5	11		



COMPETITION ANALYSIS / ANALYSE DE LA COMPÉTITION

TUE 23 FEB 2010 / MAR 23 FEV 2010 START TIME / DEBUT 11:30 END TIME / FINI A 12:48

Rank	Bib	NOC Name	T											
		Loop 1		Loop 2		Loop 3		Result	Behind	Rank				
		Time	Rk.	Time	Rk.	Time	Rk.							
10	10	ROU - Romania						0+7	1:12:32.9	+2:56.6	10			
		PLOTOGEA Dana												
		Cumulative Time	5:45.0	+3.8	3	12:09.4	+26.0	8		18:10.6	+48.0	12		
		Loop Time	5:45.0	+3.8	3	6:24.4	+32.7	13	6:01.2	+37.3	17			
		Shooting	0+0	28.0	+5.0	6	0+1	40.0	+14.0	10	0+1	1:08.0	+19.0	8
		Range Time	50.1	+1.7	3	1:05.8	+15.8	10				1:55.9	+17.5	5
		Course Time	4:54.9	+2.5	6	5:18.6	+21.9	16	6:01.2	+37.3	17	16:14.7	+54.6	16
		TOFALVI Eva												
		Cumulative Time	23:49.8	+52.7	11	30:11.1	+1:03.6	11				35:58.4	+1:18.2	11
		Loop Time	5:39.2	+7.9	6	6:21.3	+23.6	9	5:47.3	+23.7	14			
		Shooting	0+0	25.0	+2.0	3	0+2	43.0	+22.0	14	0+2	1:08.0	+23.0	8
		Range Time	51.5	+3.6	4	1:08.0	+21.3	13				1:59.5	+23.2	8
		Course Time	4:47.7	+10.6	13	5:13.3	+11.5	9	5:47.3	+23.7	14	15:48.3	+42.3	12
		PURDEA Mihaela												
		Cumulative Time	41:57.6	+1:39.1	11	48:35.4	+2:10.7	10				54:21.6	+2:12.2	9
		Loop Time	5:59.2	+22.4	12	6:37.8	+34.0	12	5:46.2	+8.7	6			
		Shooting	0+1	45.0	+19.0	13	0+3	56.0	+36.0	16	0+4	1:41.0	+50.0	19
		Range Time	1:08.6	+16.4	13	1:21.9	+32.1	15				2:30.5	+43.7	13
		Course Time	4:50.6	+6.0	4	5:15.9	+13.0	5	5:46.2	+8.7	6	15:52.7	+25.8	3
		FERENCZ Reka												
		Cumulative Time	1:00:20.9	+2:24.1	9	1:06:46.5	+2:34.0	10				1:12:32.9	+2:56.6	10
		Loop Time	5:59.3	+19.8	10	6:25.6	+30.3	11	5:46.4	+40.8	14			
		Shooting	0+0	31.0	+5.0	5	0+0	27.0	+6.0	5	0+0	58.0	+11.0	3
		Range Time	57.7	+6.2	6	55.1	+4.7	5				1:52.8	+10.4	4
		Course Time	5:01.6	+22.0	14	5:30.5	+28.5	14	5:46.4	+40.8	14	16:18.5	+1:31.3	14
11	17	ITA - Italy							0+8	1:12:54.2	+3:17.9	11		
		PONZA Michela												
		Cumulative Time	5:55.3	+14.1	10	12:26.6	+43.2	14				18:20.5	+57.9	15
		Loop Time	5:55.3	+14.1	10	6:31.3	+39.6	15	5:53.9	+30.0	15			
		Shooting	0+1	32.0	+9.0	9	0+1	33.0	+7.0	4	0+2	1:05.0	+16.0	3
		Range Time	58.7	+10.3	10	59.0	+9.0	4				1:57.7	+19.3	8
		Course Time	4:56.6	+4.2	10	5:32.3	+35.6	18	5:53.9	+30.0	15	16:22.8	+1:02.7	17
		HALLER Katja												
		Cumulative Time	24:10.4	+1:13.3	15	30:23.4	+1:15.9	13				36:18.7	+1:38.5	14
		Loop Time	5:49.9	+18.6	11	6:13.0	+15.3	6	5:55.3	+31.7	17			
		Shooting	0+0	24.0	+1.0	2	0+0	21.0	0.0	1	0+0	45.0	0.0	1
		Range Time	49.6	+1.7	2	46.7	0.0	1				1:36.3	0.0	1
		Course Time	5:00.3	+23.2	19	5:26.3	+24.5	18	5:55.3	+31.7	17	16:21.9	+1:15.9	18
		OBERHOFER Karin												
		Cumulative Time	42:03.9	+1:45.4	12	48:55.5	+2:30.8	14				54:38.0	+2:28.6	11
		Loop Time	5:45.2	+8.4	2	6:51.6	+47.8	16	5:42.5	+5.0	4			
		Shooting	0+0	30.0	+4.0	5	0+2	1:02.0	+42.0	17	0+2	1:32.0	+41.0	13
		Range Time	54.0	+1.8	5	1:27.1	+37.3	16				2:21.1	+34.3	12
		Course Time	4:51.2	+6.6	5	5:24.5	+21.6	9	5:42.5	+5.0	4	15:58.2	+31.3	6
		FIANDINO Roberta												
		Cumulative Time	1:01:04.2	+3:07.4	12	1:07:28.6	+3:16.1	12				1:12:54.2	+3:17.9	11
		Loop Time	6:26.2	+46.7	16	6:24.4	+29.1	10	5:25.6	+20.0	7			
		Shooting	0+3	1:07.0	+41.0	19	0+1	35.0	+14.0	10	0+4	1:42.0	+55.0	16
		Range Time	1:32.6	+41.1	16	1:01.0	+10.6	9				2:33.6	+51.2	16
		Course Time	4:53.6	+14.0	10	5:23.4	+21.4	11	5:25.6	+20.0	7	15:42.6	+55.4	9
12	11	POL - Poland							1+12	1:12:54.3	+3:18.0	12		
		PALKA Krystyna												
		Cumulative Time	6:04.9	+23.7	16	12:26.3	+42.9	13				18:21.2	+58.6	16
		Loop Time	6:04.9	+23.7	16	6:21.4	+29.7	12	5:54.9	+31.0	16			
		Shooting	0+2	42.0	+19.0	14	0+2	44.0	+18.0	13	0+4	1:26.0	+37.0	13
		Range Time	1:09.9	+21.5	17	1:11.0	+21.0	13				2:20.9	+42.5	14
		Course Time	4:55.0	+2.6	8	5:10.4	+13.7	7	5:54.9	+31.0	16	16:00.3	+40.2	13



COMPETITION ANALYSIS / ANALYSE DE LA COMPÉTITION

TUE 23 FEB 2010 / MAR 23 FEV 2010 START TIME / DEBUT 11:30 END TIME / FINI A 12:48

Rank	Bib	NOC Name	T											
			Loop 1			Loop 2			Loop 3			Result	Behind	Rank
			Time	Rk.	Time	Rk.	Time	Rk.	Time	Rk.				
GWIZDON Magdalena														
Cumulative Time			24:30.3	+1:33.2	17	31:35.4	+2:27.9	18				37:31.4	+2:51.2	18
Loop Time			6:09.1	+37.8	18	7:05.1	+1:07.4	18	5:56.0	+32.4	18			
Shooting	0+3		58.0	+35.0	19	53.0	+32.0	17			1+6	1:51.0	+1:06.0	19
Range Time			1:23.2	+35.3	19	1:42.8	+56.1	18				3:06.0	+1:29.7	19
Course Time			4:45.9	+8.8	8	5:22.3	+20.5	17	5:56.0	+32.4	18	16:04.2	+58.2	17
NOVAKOWSKA Weronika														
Cumulative Time			43:20.7	+3:02.2	16	49:40.1	+3:15.4	15				55:27.1	+3:17.7	15
Loop Time			5:49.3	+12.5	5	6:19.4	+15.6	7	5:47.0	+9.5	7			
Shooting	0+0		28.0	+2.0	3	38.0	+18.0	12			0+1	1:06.0	+15.0	4
Range Time			52.4	+0.2	2	1:03.8	+14.0	11				1:56.2	+9.4	4
Course Time			4:56.9	+12.3	10	5:15.6	+12.7	4	5:47.0	+9.5	7	15:59.5	+32.6	7
CYL Agnieszka														
Cumulative Time			1:01:11.8	+3:15.0	13	1:07:26.2	+3:13.7	11				1:12:54.3	+3:18.0	12
Loop Time			5:44.7	+5.2	4	6:14.4	+19.1	4	5:28.1	+22.5	8			
Shooting	0+0		27.0	+1.0	3	32.0	+11.0	7			0+1	59.0	+12.0	4
Range Time			53.3	+1.8	3	59.2	+8.8	8				1:52.5	+10.1	3
Course Time			4:51.4	+11.8	8	5:15.2	+13.2	6	5:28.1	+22.5	8	15:34.7	+47.5	7
13	15	SVK - Slovakia									1+11	1:13:15.8	+3:39.5	13
HALINAROVA Martina														
Cumulative Time			6:05.8	+24.6	17	12:33.9	+50.5	16				18:27.1	+1:04.5	17
Loop Time			6:05.8	+24.6	17	6:28.1	+36.4	14	5:53.2	+29.3	13			
Shooting	0+1		43.0	+20.0	17	46.0	+20.0	14			0+3	1:29.0	+40.0	15
Range Time			1:09.6	+21.2	16	1:14.8	+24.8	15				2:24.4	+46.0	16
Course Time			4:56.2	+3.8	9	5:13.3	+16.6	14	5:53.2	+29.3	13	16:02.7	+42.6	14
KUZMINA Anastazia														
Cumulative Time			24:04.1	+1:07.0	14	30:07.6	+1:00.1	10				35:36.4	+56.2	9
Loop Time			5:37.0	+5.7	5	6:03.5	+5.8	2	5:28.8	+5.2	5			
Shooting	0+0		29.0	+6.0	8	34.0	+13.0	6			0+1	1:03.0	+18.0	6
Range Time			54.2	+6.3	6	1:01.7	+15.0	5				1:55.9	+19.6	6
Course Time			4:42.8	+5.7	3	5:01.8	0.0	1	5:28.8	+5.2	5	15:13.4	+7.4	3
PREKOPOVA Natalia														
Cumulative Time			41:31.4	+1:12.9	7	48:50.4	+2:25.7	13				55:18.1	+3:08.7	14
Loop Time			5:55.0	+18.2	10	7:19.0	+1:15.2	18	6:27.7	+50.2	19			
Shooting	0+0		26.0	0.0	1	48.0	+28.0	14			1+3	1:14.0	+23.0	7
Range Time			52.8	+0.6	3	1:42.7	+52.9	18				2:35.5	+48.7	15
Course Time			5:02.2	+17.6	16	5:36.3	+33.4	16	6:27.7	+50.2	19	17:06.2	+1:39.3	17
GEREKOVA Jana														
Cumulative Time			1:01:16.5	+3:19.7	14	1:07:44.2	+3:31.7	14				1:13:15.8	+3:39.5	13
Loop Time			5:58.4	+18.9	9	6:27.7	+32.4	13	5:31.6	+26.0	10			
Shooting	0+1		41.0	+15.0	11	53.0	+32.0	17			0+4	1:34.0	+47.0	15
Range Time			1:07.4	+15.9	11	1:17.7	+27.3	17				2:25.1	+42.7	14
Course Time			4:51.0	+11.4	6	5:10.0	+8.0	4	5:31.6	+26.0	10	15:32.6	+45.4	5
14	9	KAZ - Kazakhstan									0+9	1:13:42.9	+4:06.6	14
KHRUSTALEVA Elena														
Cumulative Time			5:50.5	+9.3	5	12:09.7	+26.3	9				17:42.1	+19.5	6
Loop Time			5:50.5	+9.3	5	6:19.2	+27.5	11	5:32.4	+8.5	5			
Shooting	0+0		25.0	+2.0	3	40.0	+14.0	10			0+1	1:05.0	+16.0	3
Range Time			50.1	+1.7	3	1:07.0	+17.0	12				1:57.1	+18.7	7
Course Time			5:00.4	+8.0	16	5:12.2	+15.5	12	5:32.4	+8.5	5	15:45.0	+24.9	6
LEBEDEVA Anna														
Cumulative Time			23:37.3	+40.2	9	30:01.2	+53.7	9				35:42.9	+1:02.7	10
Loop Time			5:55.2	+23.9	13	6:23.9	+26.2	12	5:41.7	+18.1	12			
Shooting	0+1		35.0	+12.0	12	43.0	+22.0	14			0+2	1:18.0	+33.0	11
Range Time			1:02.5	+14.6	13	1:09.4	+22.7	15				2:11.9	+35.6	11
Course Time			4:52.7	+15.6	15	5:14.5	+12.7	11	5:41.7	+18.1	12	15:48.9	+42.9	13



COMPETITION ANALYSIS / ANALYSE DE LA COMPÉTITION

TUE 23 FEB 2010 / MAR 23 FEV 2010 START TIME / DEBUT 11:30 END TIME / FINI A 12:48

Rank	Bib	NOC	T											
		Name	Loop 1		Loop 2		Loop 3		Result	Behind	Rank			
			Time	Rk.	Time	Rk.	Time	Rk.						
FILIMONOVA Lyubov														
Cumulative Time			41:40.7	+1:22.2	10	48:29.7	+2:05.0	8			54:35.5	+2:26.1	10	
Loop Time			5:57.8	+21.0	11	6:49.0	+45.2	15	6:05.8	+28.3	13			
Shooting	0+1		37.0	+11.0	12	5:00	+30.0	15			1:27.0	+36.0	11	
Range Time			1:03.0	+10.8	12	1:16.6	+26.8	14			2:19.6	+32.8	10	
Course Time			4:54.8	+10.2	9	5:32.4	+29.5	14	6:05.8	+28.3	13	16:33.0	+1:06.1	13
LEBEDEVA Marina														
Cumulative Time			1:00:56.6	+2:59.8	11	1:07:40.4	+3:27.9	13			1:13:42.9	+4:06.6	14	
Loop Time			6:21.1	+41.6	14	6:43.8	+48.5	17	6:02.5	+56.9	18			
Shooting	0+2		54.0	+28.0	15	37.0	+16.0	11			1:31.0	+44.0	14	
Range Time			1:22.2	+30.7	15	1:04.5	+14.1	11			2:26.7	+44.3	15	
Course Time			4:58.9	+19.3	12	5:39.3	+37.3	18	6:02.5	+56.9	18	16:40.7	+1:53.5	18
15	18	CAN - Canada							1+12	1:14:25.5	+4:49.2	15		
IMRIE Megan														
Cumulative Time			6:01.0	+19.8	13	12:38.2	+54.8	17			18:18.9	+56.3	13	
Loop Time			6:01.0	+19.8	13	6:37.2	+45.5	16	5:40.7	+16.8	8			
Shooting	0+1		37.0	+14.0	11	0+3	59.0	18			1:36.0	+47.0	18	
Range Time			1:01.7	+13.3	11	1:25.1	+35.1	18			2:26.8	+48.4	18	
Course Time			4:59.3	+6.9	15	5:12.1	+15.4	11	5:40.7	+16.8	8	15:52.1	+32.0	10
KOCHER Zina														
Cumulative Time			24:16.0	+1:18.9	16	30:45.9	+1:38.4	16			36:23.8	+1:43.6	15	
Loop Time			5:57.1	+25.8	15	6:29.9	+32.2	15	5:37.9	+14.3	9			
Shooting	0+2		45.0	+22.0	18	0+1	42.0	13			1:27.0	+42.0	16	
Range Time			1:10.3	+22.4	16	1:09.0	+22.3	14			2:19.3	+43.0	16	
Course Time			4:46.8	+9.7	12	5:20.9	+19.1	15	5:37.9	+14.3	9	15:45.6	+39.6	11
CRAWFORD Rosanna														
Cumulative Time			43:12.1	+2:53.6	15	49:53.5	+3:28.8	17			56:14.7	+4:05.3	17	
Loop Time			6:48.3	+1:11.5	17	6:41.4	+37.6	13	6:21.2	+43.7	17			
Shooting	1+3		1:02.0	+36.0	17	0+0	33.0	6			1:35.0	+44.0	15	
Range Time			1:50.4	+58.2	17	1:01.2	+11.4	8			2:51.6	+1:04.8	16	
Course Time			4:57.9	+13.3	12	5:40.2	+37.3	18	6:21.2	+43.7	17	16:59.3	+1:32.4	16
TANDY Megan														
Cumulative Time			1:02:28.4	+4:31.6	16	1:08:55.7	+4:43.2	16			1:14:25.5	+4:49.2	15	
Loop Time			6:13.7	+34.2	13	6:27.3	+32.0	12	5:29.8	+24.2	9			
Shooting	0+1		41.0	+15.0	11	0+1	40.0	13			1:21.0	+34.0	13	
Range Time			1:09.9	+18.4	12	1:08.3	+17.9	14			2:18.2	+35.8	13	
Course Time			5:03.8	+24.2	15	5:19.0	+17.0	9	5:29.8	+24.2	9	15:52.6	+1:05.4	12
16	14	CZE - Czech Republic							3+10	1:14:37.5	+5:01.2	16		
VITKOVA Veronika														
Cumulative Time			5:51.5	+10.3	7	12:01.2	+17.8	6			17:51.1	+28.5	10	
Loop Time			5:51.5	+10.3	7	6:09.7	+18.0	5	5:49.9	+26.0	12			
Shooting	0+1		33.0	+10.0	10	0+1	33.0	4			1:06.0	+17.0	6	
Range Time			58.3	+9.9	9	1:00.0	+10.0	7			1:58.3	+19.9	9	
Course Time			4:53.2	+0.8	3	5:09.7	+13.0	5	5:49.9	+26.0	12	15:52.8	+32.7	11
REZLEROVA Magda														
Cumulative Time			23:24.1	+27.0	6	30:29.6	+1:22.1	15			36:17.0	+1:36.8	13	
Loop Time			5:33.0	+1.7	2	7:05.5	+1:07.8	19	5:47.4	+23.8	15			
Shooting	0+0		27.0	+4.0	4	1+3	1:11.0	19			1:38.0	+53.0	18	
Range Time			50.2	+2.3	3	1:56.2	+1:09.5	19			2:46.4	+1:10.1	18	
Course Time			4:42.8	+5.7	3	5:09.3	+7.5	7	5:47.4	+23.8	15	15:39.5	+33.5	10
SOUKALOVA Gabriela														
Cumulative Time			42:09.9	+1:51.4	13	48:45.6	+2:20.9	12			54:40.7	+2:31.3	12	
Loop Time			5:52.9	+16.1	8	6:35.7	+31.9	11	5:55.1	+17.6	10			
Shooting	0+0		34.0	+8.0	10	0+1	41.0	13			1:15.0	+24.0	8	
Range Time			59.5	+7.3	9	1:09.6	+19.8	13			2:09.1	+22.3	7	
Course Time			4:53.4	+8.8	8	5:26.1	+23.2	10	5:55.1	+17.6	10	16:14.6	+47.7	10



COMPETITION ANALYSIS / ANALYSE DE LA COMPÉTITION

TUE 23 FEB 2010 / MAR 23 FEV 2010 START TIME / DEBUT 11:30 END TIME / FINI A 12:48

Rank	Bib	NOC Name	T											
			Loop 1		Loop 2		Loop 3		Result	Behind	Rank			
			Time	Rk.	Time	Rk.	Time	Rk.						
VEJNAROVA Zdenka														
Cumulative Time			1:02:07.6	+4:10.8	15	1:08:48.9	+4:36.4	15		1:14:37.5	+5:01.2	16		
Loop Time			7:26.9	+1:47.4	19	6:41.3	+46.0	16	5:48.6	+43.0	15			
Shooting	2+3		1:06.0	+40.0	17	0+1	37.0	+16.0	11	2+4	1:43.0	+56.0	17	
Range Time			2:20.6	+1:29.1	19	1:05.0	+14.6	12			3:25.6	+1:43.2	17	
Course Time			5:06.3	+26.7	17	5:36.3	+34.3	17	5:48.6	+43.0	15	16:31.2	+1:44.0	16
17	19	USA - United States of America									1+12	1:15:47.5	+6:11.2	17
STUDEBAKER Sara														
Cumulative Time			6:03.9	+22.7	15	12:14.2	+30.8	11			17:53.2	+30.6	11	
Loop Time			6:03.9	+22.7	15	6:10.3	+18.6	7	5:39.0	+15.1	7			
Shooting	0+1		39.0	+16.0	13	0+0	35.0	+9.0	6	0+1	1:14.0	+25.0	10	
Range Time			1:05.2	+16.8	13	59.6	+9.6	6			2:04.8	+26.4	11	
Course Time			4:58.7	+6.3	13	5:10.7	+14.0	8	5:39.0	+15.1	7	15:48.4	+28.3	8
BARNES Lanny														
Cumulative Time			23:49.1	+52.0	10	30:28.5	+1:21.0	14			36:45.7	+2:05.5	16	
Loop Time			5:55.9	+24.6	14	6:39.4	+41.7	17	6:17.2	+53.6	19			
Shooting	0+1		27.0	+4.0	4	0+1	29.0	+8.0	3	0+2	56.0	+11.0	3	
Range Time			56.3	+8.4	10	59.1	+12.4	4			1:55.4	+19.1	5	
Course Time			4:59.6	+22.5	18	5:40.3	+38.5	19	6:17.2	+53.6	19	16:57.1	+1:51.1	19
JOHNSON Haley														
Cumulative Time			43:24.4	+3:05.9	17	49:41.3	+3:16.6	16			55:47.2	+3:37.8	16	
Loop Time			6:38.7	+1:01.9	16	6:16.9	+13.1	6	6:05.9	+28.4	14			
Shooting	0+3		1:04.0	+38.0	18	0+0	27.0	+7.0	3	0+3	1:31.0	+40.0	12	
Range Time			1:27.4	+35.2	16	53.0	+3.2	3			2:20.4	+33.6	11	
Course Time			5:11.3	+26.7	17	5:23.9	+21.0	8	6:05.9	+28.4	14	16:41.1	+1:14.2	15
SPECTOR Laura														
Cumulative Time			1:02:47.2	+4:50.4	17	1:09:53.8	+5:41.3	17			1:15:47.5	+6:11.2	17	
Loop Time			7:00.0	+1:20.5	17	7:06.6	+1:11.3	18	5:53.7	+48.1	17			
Shooting	1+3		1:05.0	+39.0	16	0+3	1:06.0	+45.0	19	1+6	2:11.0	+1:24.0	19	
Range Time			1:55.9	+1:04.4	17	1:35.7	+45.3	19			3:31.6	+1:49.2	19	
Course Time			5:04.1	+24.5	16	5:30.9	+28.9	15	5:53.7	+48.1	17	16:28.7	+1:41.5	15
18	16	EST - Estonia									2+16	1:17:55.5	+8:19.2	18
LEHTLA Kadri														
Cumulative Time			6:07.4	+26.2	18	12:46.1	+1:02.7	18			18:49.8	+1:27.2	18	
Loop Time			6:07.4	+26.2	18	6:38.7	+47.0	17	6:03.7	+39.8	18			
Shooting	0+2		42.0	+19.0	14	0+2	53.0	+27.0	17	0+4	1:35.0	+46.0	17	
Range Time			1:06.3	+17.9	15	1:19.5	+29.5	17			2:25.8	+47.4	17	
Course Time			5:01.1	+8.7	17	5:19.2	+22.5	17	6:03.7	+39.8	18	16:24.0	+1:03.9	18
SAUE Eveli														
Cumulative Time			24:54.1	+1:57.0	18	31:18.5	+2:11.0	17			37:05.2	+2:25.0	17	
Loop Time			6:04.3	+33.0	17	6:24.4	+26.7	13	5:46.7	+23.1	13			
Shooting	0+1		42.0	+19.0	14	0+1	33.0	+12.0	5	0+2	1:15.0	+30.0	10	
Range Time			1:10.6	+22.7	18	1:02.4	+15.7	6			2:13.0	+36.7	12	
Course Time			4:53.7	+16.6	16	5:22.0	+20.2	16	5:46.7	+23.1	13	16:02.4	+56.4	16
HANNI Sirli														
Cumulative Time			44:11.7	+3:53.2	18	50:55.2	+4:30.5	18			57:11.8	+5:02.4	18	
Loop Time			7:06.5	+1:29.7	19	6:43.5	+39.7	14	6:16.6	+39.1	16			
Shooting	1+3		1:05.0	+39.0	19	0+1	35.0	+15.0	9	1+4	1:40.0	+49.0	16	
Range Time			1:54.0	+1:01.8	18	1:05.0	+15.2	12			2:59.0	+1:12.2	17	
Course Time			5:12.5	+27.9	18	5:38.5	+35.6	17	6:16.6	+39.1	16	17:07.6	+1:40.7	18
VIIGIPUU Kristel														
Cumulative Time			1:04:31.9	+6:35.1	18	1:11:48.1	+7:35.6	18			1:17:55.5	+8:19.2	18	
Loop Time			7:20.1	+1:40.6	18	7:16.2	+1:20.9	19	6:07.4	+1:01.8	19			
Shooting	1+3		1:06.0	+40.0	17	0+3	59.0	+38.0	18	1+6	2:05.0	+1:18.0	18	
Range Time			1:59.2	+1:07.7	18	1:28.5	+38.1	18			3:27.7	+1:45.3	18	
Course Time			5:20.9	+41.3	19	5:47.7	+45.7	19	6:07.4	+1:01.8	19	17:16.0	+2:28.8	19



COMPETITION ANALYSIS / ANALYSE DE LA COMPÉTITION

TUE 23 FEB 2010 / MAR 23 FEV 2010 START TIME / DEBUT 11:30 END TIME / FINI A 12:48

Rank	Bib	NOC Name	T												
			Loop 1			Loop 2			Loop 3			Result	Behind	Rank	
			Time	Rk.	Time	Rk.	Time	Rk.	Time	Rk.					
19	13	LAT - Latvia	4+12										1:18:56.2	+9:19.9	19
			JUSKANE Zanna												
Cumulative Time			7:25.3	+1:44.1	19	14:44.7	+3:01.3	19				21:06.7	+3:44.1	19	
Loop Time			7:25.3	+1:44.1	19	7:19.4	+1:27.7	19	6:22.0	+58.1	19				
Shooting	2+3		1:04.0	+41.0	19	0+2	49.0	+23.0	15			1:53.0	+1:04.0	19	
Range Time			2:22.3	+1:33.9	19	1:15.9	+25.9	16				3:38.2	+1:59.8	19	
Course Time			5:03.0	+10.6	19	6:03.5	+1:06.8	19	6:22.0	+58.1	19	17:28.5	+2:08.4	19	
			LIDUMA Madara												
Cumulative Time			27:16.2	+4:19.1	19	33:36.6	+4:29.1	19				39:16.4	+4:36.2	19	
Loop Time			6:09.5	+38.2	19	6:20.4	+22.7	8	5:39.8	+16.2	11				
Shooting	0+1		43.0	+20.0	15	0+1	38.0	+17.0	8			1:21.0	+36.0	13	
Range Time			1:10.4	+22.5	17	1:04.9	+18.2	9				2:15.3	+39.0	13	
Course Time			4:59.1	+22.0	17	5:15.5	+13.7	12	5:39.8	+16.2	11	15:54.4	+48.4	14	
			GLAZERE Liga												
Cumulative Time			45:37.7	+5:19.2	19	53:42.8	+7:18.1	19				1:00:08.0	+7:58.6	19	
Loop Time			6:21.3	+44.5	15	8:05.1	+2:01.3	19	6:25.2	+47.7	18				
Shooting	0+0		34.0	+8.0	10	2+3	1:06.0	+46.0	18			1:40.0	+49.0	16	
Range Time			1:02.1	+9.9	11	2:19.7	+1:29.9	19				3:21.8	+1:35.0	19	
Course Time			5:19.2	+34.6	19	5:45.4	+42.5	19	6:25.2	+47.7	18	17:29.8	+2:02.9	19	
			KRUMINA Gerda												
Cumulative Time			1:06:29.3	+8:32.5	19	1:13:03.9	+8:51.4	19				1:18:56.2	+9:19.9	19	
Loop Time			6:21.3	+41.8	15	6:34.6	+39.3	15	5:52.3	+46.7	16				
Shooting	0+1		45.0	+19.0	13	0+1	34.0	+13.0	9			1:19.0	+32.0	12	
Range Time			1:12.8	+21.3	13	1:02.9	+12.5	10				2:15.7	+33.3	12	
Course Time			5:08.5	+28.9	18	5:31.7	+29.7	16	5:52.3	+46.7	16	16:32.5	+1:45.3	17	

LEGEND

Rk Rank T Total penalties + used spare rounds



WOMEN'S WORLD CUP RELAY SCORES POINTAGES DU RELAIS DE LA COUPE DU MONDE FEMMES

As of TUE 23 FEB 2010 / En date du MAR 23 FEV 2010

FINAL RESULT - 4 OF 5 RESULTS SCORED

World Cup Events

1 Oestersund, Women 4 x 6 km Relay	6 DEC 2009	4 Ruhpolding, Women 4 x 6 km Relay	15 JAN 2010
2 Hochfilzen, Women 4 x 6 km Relay	13 DEC 2009	5 Vancouver, Women's 4x6 km Relay	23 FEB 2010
3 Oberhof, Women 4 x 6 km Relay	6 JAN 2010		

Rank	NOC	Total	1	2	3	4	5
1	RUS - Russian Federation	234	2/54	1/60	1/60	2/54	1/60
2	GER - Germany	205	1/60	4/46	2/54	4/43	3/48
3	FRA - France	204	3/48	2/54	3/48	8/34	2/54
4	SWE - Sweden	191	4/43	3/48	5/40	1/60	5/40
5	NOR - Norway	165	8/34	5/40	10/31	3/48	4/43
6	UKR - Ukraine	151	6/38	9/32	4/43	12/29	6/38
7	CHN - People's Republic of China	150	5/40	8/34	7/36	5/40	9/32
8	BLR - Belarus	138	9/32	10/31	6/38	9/32	7/36
9	POL - Poland	135	7/36	6/38	9/32		12/29
10	SLO - Slovenia	135	10/31	7/36	8/34	DNS	8/34
11	CZE - Czech Republic	120	13/28	12/29		6/38	16/25
12	KAZ - Kazakhstan	118	11/30	14/27	11/30	10/31	14/27
13	ROU - Romania	116	14/27	17/24	13/28	11/30	10/31
14	SVK - Slovakia	106	12/29	15/26		18/23	13/28
15	LAT - Latvia	101	18/23	18/23	12/29	15/26	19/22
16	ITA - Italy	96		11/30		7/36	11/30
17	EST - Estonia	94	19/22	19/22		14/27	18/23
18	BUL - Bulgaria	92	16/25	21/20	15/26	20/21	
19	FIN - Finland	79	15/26	16/25		13/28	
19	CAN - Canada	79		13/28		16/25	15/26
21	JPN - Japan	72		20/21	14/27	17/24	
22	USA - United States of America	46				19/22	17/24
23	AUT - Austria	42	17/24	23/18			
24	KOR - Republic of Korea	40	20/21	22/19			
25	CRO - Croatia	17		24/17			

NOTES

Numbers separated by a slash indicate World Cup rank / points. Number of points awarded for each rank is shown in the table below:

Rank	1	2	3	4	5	6	7	8	9	10	11	12	13	14	15	16	17	18	19	20	21	22	23	24	25	26	27	28	...	40
Points	60	54	48	43	40	38	36	34	32	31	30	29	28	27	26	25	24	23	22	21	20	19	18	17	16	15	14	13	...	1

LEGEND

DNS Did not start



WOMEN'S NATIONS CUP SCORES POINTAGES DE LA COUPE DES NATIONS FEMMES

As of TUE 23 FEB 2010 / En date du MAR 23 FEV 2010

INTERMEDIATE AFTER 16 COMPETITIONS

World Cup Events

1 Oestersund, Women 15 km Individual	2 DEC 2009	11 Ruhpolding, Women 4 x 6 km Relay	15 JAN 2010
2 Oestersund, Women 7.5 km Sprint	5 DEC 2009	12 Antholz-Anterselva, Women 15 km Individual	20 JAN 2010
3 Oestersund, Women 4 x 6 km Relay	6 DEC 2009	13 Antholz-Anterselva, Women 7.5 km Sprint	22 JAN 2010
4 Hochfilzen, Women 7.5 km Sprint	11 DEC 2009	14 Vancouver, Women's 7.5 km Sprint	13 FEB 2010
5 Hochfilzen, Women 4 x 6 km Relay	13 DEC 2009	15 Vancouver, Women's 15 km Individual	18 FEB 2010
6 Pokljuka, Women 15 km Individual	17 DEC 2009	16 Vancouver, Women's 4x6 km Relay	23 FEB 2010
7 Pokljuka, Women 7.5 km Sprint	19 DEC 2009	17 Kontiolahti, Women 7.5 km Sprint	13 MAR 2010
8 Oberhof, Women 4 x 6 km Relay	6 JAN 2010	18 Oslo Holmenkollen, Women 7.5 km Sprint	18 MAR 2010
9 Oberhof, Women 7.5 km Sprint	8 JAN 2010	19 Khanty-Mansiysk, Women 7.5 km Sprint	25 MAR 2010
10 Ruhpolding, Women 7.5 km Sprint	13 JAN 2010		

Rank	NOC	Total	1	2	3	4	5	6	7	8	9	10	11	12	13	14	15	16	17	18	19
1	GER - Germany	5806	381	389	450	419	380	378	424	420	430	414	380	462	454	383	412	390			
2	RUS - Russian Federation	5760	395	411	420	416	450	417	438	450	395	425	420	380	375	407	351	450			
3	FRA - France	5342	355	355	380	367	420	389	367	390	388	365	270	376	408	412	330	420			
4	SWE - Sweden	5073	410	395	360	433	390	412	380	380	390	391	450	166	188	375	333	380			
5	UKR - Ukraine	4909	409	381	310	346	250	377	337	360	352	220	240	379	376	371	381	310			
6	SLO - Slovenia	4438	335	350	280	312	290	267	274	270	336	332		368	355	346	333	270			
7	NOR - Norway	4400	275	361	270	313	330	271	210	280	375	361	390	105	368	314	367	360			
8	BLR - Belarus	4309	359	287	280	372	280	365	359	310	362	371	250	79	129	371	405	290			
9	POL - Poland	4210	290	362	290	261	310	298	345	250	244	140		345	342	331	402	240			
10	CHN - China	4053	331	393	330	355	270	361	343	290	368	345	330		290	317	280				
11	KAZ - Kazakhstan	3797	283	231	220	282	180	273	304	220	280	243	230	289	289	312	341	180			
12	ROU - Romania	3729	276	217	180	241	180	263	335	200	286	266	220	314	263	321	297	230			
13	ITA - Italy	3609	312	246		198	220	298	254		275	290	378	320	295	303	220				
14	CZE - Czech Republic	3327	172	223	200	277	210	158	320		284	310	309	300	320	244	170				
15	SVK - Slovakia	3313	289	219	210	234	180	315	273			202	180	247	302	348	294	200			
16	FIN - Finland	3196	299	299	180	262	170	136	293		288	278	200	179	264	155	193				
17	CAN - Canada	3104	223	207		239	200	293	344			222	170	252	295	240	239	180			
18	LAT - Latvia	2817	214	210	180	167	150	178	189	210	217	205	180	229	210	249	209	140			
19	USA - United States	2616	183	201		166		272	197		80	186	140	281	226	223	301	160			
20	EST - Estonia	2474	134	192	140	209	140	174	228		58	182	190	206	195	221	195	150			
21	BUL - Bulgaria	2126	195	206	170	190	120	217	194	180	226	246	130			79	93				
22	JPN - Japan	1869	178	95		99	130	96	112	190	168	178	160	168	110	97	88				
23	KOR - Korea	1761	132	124	130	99	110	131	87		207	179		239	177	78	68				
24	MDA - Rep. of Moldova	1496	164	174		150		168	61		161	122		179	125	88	104				
25	AUT - Austria	1209	108	86	160	131	100	138	86		56	63		157	124						
26	SUI - Switzerland	975	67	73		79		122	73		118			140	117	85	101				
27	GBR - Great Britain	858	85	68		72		72	103		118	78		136	126						
28	CRO - Croatia	818				48	90	84	67		89	108		139	135		58				
29	NZL - New Zealand	628	32	49		37		37	35		96	55		75	94	59	59				
30	LTU - Lithuania	622	110								131	154			116	111					
31	DEN - Denmark	307	29	30		47		33	36			30		58	44						
32	AND - Andorra	197												104	93						
33	GRE - Greece	193	31						51							55	56				
34	BIH - Bosnia&Herzegovina	186									51	29			53	53					
35	ESP - Spain	109														54	55				

NOTES

Rank	1	2	3	4	5	6	7	8	9	10	11	12	13	14	15	16	17	18	19	20	21	22	23	24	25	26	27	140
Points I/S	160	154	148	143	140	138	136	134	132	131	130	129	128	127	126	125	124	123	122	121	120	119	118	117	116	115	114	1
Points R	450	420	390	360	330	310	290	270	250	230	220	210	200	190	180	170	160	150	140	130	120	110	100	90	80	70	60

LEGEND

I/S Individual/Sprint R Relay



START LIST SUMMARY / LISTE DE DÉPART ABRÉGÉE

FRI 26 FEB 2010 / VEN 26 FEV 2010 START TIME / DEBUT 11:30

Bib	NOC	Names		Start Row
1	NOR - Norway	1 HANEVOLD Halvard 2 BOE Tarjei	3 SVENDSEN Emil Hegle 4 BJOERNDALEN Ole Einar	1
2	AUT - Austria	1 EDER Simon 2 MESOTITSCH Daniel	3 LANDERTINGER Dominik 4 SUMANN Christoph	
3	RUS - Russian Federation	1 TCHEREZOV Ivan 2 SHIPULIN Anton	3 TCHOUDOV Maxim 4 USTYUGOV Evgeny	
4	FRA - France	1 JAY Vincent 2 DEFRASNE Vincent	3 FOURCADE Simon 4 FOURCADE Martin	
5	GER - Germany	1 SCHEMPP Simon 2 BIRNBACHER Andreas	3 PEIFFER Arnd 4 GREIS Michael	
6	SUI - Switzerland	1 FREI Thomas 2 SIMMEN Matthias	3 WEGER Benjamin 4 HALLENBARTER Simon	
7	SWE - Sweden	1 LINDSTROM Fredrik 2 BERGMAN Carl Johan	3 NILSSON Mattias 4 FERRY Bjorn	
8	BLR - Belarus	1 ABRAMENKO Evgeny 2 SYMAN Alexandr	3 VALIULLIN Rustam 4 NOVIKOV Sergey	
9	UKR - Ukraine	1 BILANENKO Olexander 2 DERYZEMLYA Andriy	3 DERKACH Vyacheslav 4 SEDNEV Serguei	
10	USA - United States of America	1 BAILEY Lowell 2 HAKKINEN Jay	3 BURKE Tim 4 TEELA Jeremy	
11	LAT - Latvia	1 PIKSONS Edgars 2 BRICIS Ilmars	3 RASTORGUJEVS Andrejs 4 LIBIETIS Kristaps	2
12	EST - Estonia	1 VIKS Priit 2 KOIV Kauri	3 TOBRELUTS Indrek 4 LESSING Roland	
13	SLO - Slovenia	1 DOKL Peter 2 BAUER Klemen	3 RUPNIK Vasja 4 MARIC Janez	
14	CZE - Czech Republic	1 SOUKUP Jaroslav 2 VITEK Zdenek	3 DOSTAL Roman 4 SLESINGR Michal	
15	BUL - Bulgaria	1 KLETCHEROV Michail 2 ILIEV Vladimir	3 KENANOV Miroslav 4 ANEV Krasimir	
16	KAZ - Kazakhstan	1 CHERVYHKOV Aleksandr 2 SAVITSKIY Yan	3 KENESHEV Dias 4 TRIFONOV Alexandr	
17	ITA - Italy	1 de LORENZI Christian 2 WINDISCH Markus	3 HOFER Lukas 4 COLA Mattia	
18	CAN - Canada	1 CLEGG Robin 2 BEDARD Marc-Andre	3 GREEN Brendan 4 LEGUELLEC Jean Philippe	
19	SVK - Slovakia	1 MATIASKO Miroslav 2 MATIASKO Marek	3 SIMOCKO Dusan 4 HURAJT Pavol	



ZEROING ALLOCATION
ATTRIBUTION DES LIGNES POUR TIR D'ESSAI

FRI 26 FEB 2010 / VEN 26 FEV 2010 START TIME / DEBUT 11:30

Shooting Lane	Shooting Position	NOC Code
1	P	NOR
2	P	AUT
3	P	RUS
4	P	FRA
5	P	GER
6	P	SUI
7	P	SWE
8	P	BLR
9	P	UKR
10	P	USA
11	P	LAT
12	P	EST
13	P	SLO
14	P	CZE
15	P	BUL
16	S	KAZ
17	S	ITA
18	S	CAN
19	S	SVK
20	S	
21	S	
22	S	
23	S	
24	S	
25	S	
26	S	
27	S	
28	S	
29	S	
30	S	

NOTES

10:30 - 11:15 Paper Targets

LEGEND

P Prone **S** Standing



START LIST / LISTE DE DÉPART

FRI 26 FEB 2010 / VEN 26 FEV 2010 START TIME / DEBUT 11:30

Bib Leg	NOC Bib Color	Name	Start Row	P	S	T	Remarks
1	NOR	Norway	1				
1-1	r	HANEVOLD Halvard					
1-2	g	BOE Tarjei					
1-3	y	SVENDSEN Emil Hegle					
1-4	b	BJOERNDALLEN Ole Einar					
2	AUT	Austria					
2-1	r	EDER Simon					
2-2	g	MESOTITSCH Daniel					
2-3	y	LANDERTINGER Dominik					
2-4	b	SUMANN Christoph					
3	RUS	Russian Federation					
3-1	r	TCHEREZOV Ivan					
3-2	g	SHIPULIN Anton					
3-3	y	TCHOUDOV Maxim					
3-4	b	USTYUGOV Evgeny					
4	FRA	France					
4-1	r	JAY Vincent					
4-2	g	DEFRASNE Vincent					
4-3	y	FOURCADE Simon					
4-4	b	FOURCADE Martin					
5	GER	Germany					
5-1	r	SCHEMPP Simon					
5-2	g	BIRNBACHER Andreas					
5-3	y	PEIFFER Arnd					
5-4	b	GREIS Michael					
6	SUI	Switzerland					
6-1	r	FREI Thomas					
6-2	g	SIMMEN Matthias					
6-3	y	WEGER Benjamin					
6-4	b	HALLENBARTER Simon					
7	SWE	Sweden					
7-1	r	LINDSTROM Fredrik					
7-2	g	BERGMAN Carl Johan					
7-3	y	NILSSON Mattias					
7-4	b	FERRY Bjorn					
8	BLR	Belarus					
8-1	r	ABRAMENKO Evgeny					
8-2	g	SYMAN Alexandr					
8-3	y	VALIULLIN Rustam					
8-4	b	NOVIKOV Sergey					
9	UKR	Ukraine					
9-1	r	BILANENKO Olexander					
9-2	g	DERYZEMLYA Andriy					
9-3	y	DERKACH Vyacheslav					
9-4	b	SEDNEV Serguei					



START LIST / LISTE DE DÉPART

FRI 26 FEB 2010 / VEN 26 FEV 2010 START TIME / DEBUT 11:30

Bib Leg	NOC Bib Color	Name	Start Row	P	S	T	Remarks
10	USA	United States of America					
10-1	r	BAILEY Lowell					
10-2	g	HAKKINEN Jay					
10-3	y	BURKE Tim					
10-4	b	TEELA Jeremy					
11	LAT	Latvia	2				
11-1	r	PIKSONS Edgars					
11-2	g	BRICIS Ilmars					
11-3	y	RASTORGUJEVS Andrejs					
11-4	b	LIBIETIS Kristaps					
12	EST	Estonia					
12-1	r	VIKS Priit					
12-2	g	KOIV Kauri					
12-3	y	TOBRELUITS Indrek					
12-4	b	LESSING Roland					
13	SLO	Slovenia					
13-1	r	DOKL Peter					
13-2	g	BAUER Klemen					
13-3	y	RUPNIK Vasja					
13-4	b	MARIC Janez					
14	CZE	Czech Republic					
14-1	r	SOUKUP Jaroslav					
14-2	g	VITEK Zdenek					
14-3	y	DOSTAL Roman					
14-4	b	SLESINGR Michal					
15	BUL	Bulgaria					
15-1	r	KLETCHEROV Michail					
15-2	g	ILIEV Vladimir					
15-3	y	KENANOV Miroslav					
15-4	b	ANEV Krasimir					
16	KAZ	Kazakhstan					
16-1	r	CHERVYHKOV Aleksandr					
16-2	g	SAVITSKIY Yan					
16-3	y	KENESHEV Dias					
16-4	b	TRIFONOV Alexandr					
17	ITA	Italy					
17-1	r	de LORENZI Christian					
17-2	g	WINDISCH Markus					
17-3	y	HOFER Lukas					
17-4	b	COLA Mattia					
18	CAN	Canada					
18-1	r	CLEGG Robin					
18-2	g	BEDARD Marc-Andre					
18-3	y	GREEN Brendan					
18-4	b	LEGUELLEC Jean Philippe					



START LIST / LISTE DE DÉPART

FRI 26 FEB 2010 / VEN 26 FEV 2010 START TIME / DEBUT 11:30

Bib Leg	NOC Bib Color	Name	Start Row	P	S	T	Remarks
19	SVK - Slovakia						
19-1	r	MATIASKO Miroslav					
19-2	g	MATIASKO Marek					
19-3	y	SIMOCKO Dusan					
19-4	b	HURAJT Pavol					

LEGEND

b blue
r red
y yellow

g green
S Standing

P Prone
T Total penalties + used spare rounds



FINAL RESULTS / RÉSULTATS DÉFINITIFS

FRI 26 FEB 2010 / VEN 26 FEV 2010 START TIME / DEBUT 11:30 END TIME / FINI A 13:05

Rank	Bib Leg	NOC Bib Color	Name	P	S	T	Leg Time	Leg Rank	Team Time	Team Rank	Behind	WC	NC
1	1	NOR - Norway				0+7			1:21:38.1		0.0	60	450
	1-1	r	HANEVOLD Halvard	0+1	0+0	0+1	20:15.6	7	20:15.6	7	+8.1		
	1-2	g	BOE Tarjei	0+1	0+1	0+2	20:26.8	1	40:42.4	1	0.0		
	1-3	y	SVENDSEN Emil Hegle	0+1	0+1	0+2	20:31.3	3	1:01:13.7	1	0.0		
	1-4	b	BJOERNDALEN Ole Einar	0+2	0+0	0+2	20:24.4	2	1:21:38.1	1	0.0		
2	2	AUT - Austria				1+8			1:22:16.7		+38.6	54	420
	2-1	r	EDER Simon	0+0	0+1	0+1	20:10.0	2	20:10.0	2	+2.5		
	2-2	g	MESOTITSCH Daniel	0+2	0+1	0+3	20:38.0	4	40:48.0	2	+5.6		
	2-3	y	LANDERTINGER Dominik	0+1	0+0	0+1	20:25.9	2	1:01:13.9	2	+0.2		
	2-4	b	SUMANN Christoph	1+3	0+0	1+3	21:02.8	6	1:22:16.7	2	+38.6		
3	3	RUS - Russian Federation				0+4			1:22:16.9		+38.8	48	390
	3-1	r	TCHEREZOV Ivan	0+0	0+1	0+1	20:07.5	1	20:07.5	1	0.0		
	3-2	g	SHIPULIN Anton	0+0	0+0	0+0	21:05.0	=6	41:12.5	5	+30.1		
	3-3	y	TCHOUDOV Maxim	0+0	0+0	0+0	20:23.2	1	1:01:35.7	3	+22.0		
	3-4	b	USTYUGOV Evgeny	0+0	0+3	0+3	20:41.2	5	1:22:16.9	3	+38.8		
4	7	SWE - Sweden				1+10			1:23:02.0		+1:23.9	43	360
	7-1	r	LINDSTROM Fredrik	0+1	0+0	0+1	20:11.3	4	20:11.3	4	+3.8		
	7-2	g	BERGMAN Carl Johan	0+1	0+3	0+4	20:37.9	3	40:49.2	3	+6.8		
	7-3	y	NILSSON Mattias	0+0	1+3	1+3	21:32.0	7	1:02:21.2	4	+1:07.5		
	7-4	b	FERRY Bjorn	0+1	0+1	0+2	20:40.8	4	1:23:02.0	4	+1:23.9		
5	5	GER - Germany				2+7			1:23:16.0		+1:37.9	40	330
	5-1	r	SCHEMPP Simon	0+0	0+1	0+1	20:10.4	3	20:10.4	3	+2.9		
	5-2	g	BIRNBACHER Andreas	0+0	2+3	2+3	21:53.7	14	42:04.1	10	+1:21.7		
	5-3	y	PEIFFER Arnd	0+0	0+3	0+3	20:56.9	4	1:03:01.0	7	+1:47.3		
	5-4	b	GREIS Michael	0+0	0+0	0+0	20:15.0	1	1:23:16.0	5	+1:37.9		
6	4	FRA - France				1+9			1:23:16.2		+1:38.1	38	310
	4-1	r	JAY Vincent	0+2	0+1	0+3	20:13.7	6	20:13.7	6	+6.2		
	4-2	g	DEFRASNE Vincent	0+1	1+3	1+4	21:25.6	10	41:39.3	8	+56.9		
	4-3	y	FOURCADE Simon	0+0	0+0	0+0	21:08.2	5	1:02:47.5	6	+1:33.8		
	4-4	b	FOURCADE Martin	0+0	0+2	0+2	20:28.7	3	1:23:16.2	6	+1:38.1		
7	14	CZE - Czech Republic				0+9			1:23:55.2		+2:17.1	36	290
	14-1	r	SOUKUP Jaroslav	0+0	0+1	0+1	20:13.5	5	20:13.5	5	+6.0		
	14-2	g	VITEK Zdenek	0+1	0+1	0+2	20:36.8	2	40:50.3	4	+7.9		
	14-3	y	DOSTAL Roman	0+2	0+2	0+4	21:45.7	10	1:02:36.0	5	+1:22.3		
	14-4	b	SLESINGR Michal	0+0	0+2	0+2	21:19.2	11	1:23:55.2	7	+2:17.1		
8	9	UKR - Ukraine				0+4			1:24:25.1		+2:47.0	34	270
	9-1	r	BILANENKO Olexander	0+0	0+1	0+1	20:38.7	10	20:38.7	10	+31.2		
	9-2	g	DERYZEMLYA Andriy	0+1	0+1	0+2	20:44.3	5	41:23.0	6	+40.6		
	9-3	y	DERKACH Vyacheslav	0+0	0+0	0+0	21:47.3	11	1:03:10.3	8	+1:56.6		
	9-4	b	SEDNEV Serguei	0+0	0+1	0+1	21:14.8	10	1:24:25.1	8	+2:47.0		
9	6	SUI - Switzerland				0+9			1:24:36.8		+2:58.7	32	250
	6-1	r	FREI Thomas	0+0	0+1	0+1	20:47.6	11	20:47.6	11	+40.1		
	6-2	g	SIMMEN Matthias	0+2	0+3	0+5	21:17.1	9	42:04.7	11	+1:22.3		
	6-3	y	WEGER Benjamin	0+0	0+2	0+2	21:26.1	6	1:03:30.8	9	+2:17.1		
	6-4	b	HALLENBARTER Simon	0+0	0+1	0+1	21:06.0	7	1:24:36.8	9	+2:58.7		



FINAL RESULTS / RÉSULTATS DÉFINITIFS

FRI 26 FEB 2010 / VEN 26 FEV 2010 START TIME / DEBUT 11:30 END TIME / FINI A 13:05

Rank	Bib Leg	NOC Color	Name	P	S	T	Leg Time	Leg Rank	Team Time	Team Rank	Behind	WC	NC
10	18	CAN - Canada				0+7			1:24:50.7		+3:12.6	31	230
	18-1	r	CLEGG Robin	0+0	0+1	0+1	20:16.4	8	20:16.4	8	+8.9		
	18-2	g	BEDARD Marc-Andre	0+1	0+1	0+2	21:11.6	8	41:28.0	7	+45.6		
	18-3	y	GREEN Brendan	0+2	0+1	0+3	22:12.0	15	1:03:40.0	10	+2:26.3		
	18-4	b	LEGUELLEC Jean Philippe	0+0	0+1	0+1	21:10.7	9	1:24:50.7	10	+3:12.6		
11	8	BLR - Belarus				1+8			1:25:47.4		+4:09.3	30	220
	8-1	r	ABRAMENKO Evgeny	0+1	0+1	0+2	21:59.3	17	21:59.3	17	+1:51.8		
	8-2	g	SYMAN Alexandr	0+1	0+1	0+2	21:05.0	=6	43:04.3	13	+2:21.9		
	8-3	y	VALIULLIN Rustam	0+0	1+3	1+3	21:36.4	8	1:04:40.7	13	+3:27.0		
	8-4	b	NOVIKOV Sergey	0+1	0+0	0+1	21:06.7	8	1:25:47.4	11	+4:09.3		
12	17	ITA - Italy				1+11			1:26:27.5		+4:49.4	29	210
	17-1	r	de LORENZI Christian	0+1	0+2	0+3	20:16.7	9	20:16.7	9	+9.2		
	17-2	g	WINDISCH Markus	0+0	1+3	1+3	21:39.6	11	41:56.3	9	+1:13.9		
	17-3	y	HOFER Lukas	0+0	0+2	0+2	21:44.1	9	1:03:40.4	11	+2:26.7		
	17-4	b	COLA Mattia	0+2	0+1	0+3	22:47.1	16	1:26:27.5	12	+4:49.4		
13	10	USA - United States of America				4+12			1:27:58.3		+6:20.2	28	200
	10-1	r	BAILEY Lowell	0+0	0+1	0+1	20:51.8	13	20:51.8	13	+44.3		
	10-2	g	HAKKINEN Jay	0+0	1+3	1+3	21:47.0	12	42:38.8	12	+1:56.4		
	10-3	y	BURKE Tim	0+0	2+3	2+3	22:01.7	13	1:04:40.5	12	+3:26.8		
	10-4	b	TEELA Jeremy	0+2	1+3	1+5	23:17.8	18	1:27:58.3	13	+6:20.2		
14	12	EST - Estonia				3+10			1:28:16.5		+6:38.4	27	190
	12-1	r	VIKS Priit	0+0	0+3	0+3	21:07.1	14	21:07.1	14	+59.6		
	12-2	g	KOIV Kauri	1+3	0+0	1+3	22:39.6	19	43:46.7	17	+3:04.3		
	12-3	y	TOBRELUTS Indrek	0+1	0+0	0+1	21:54.3	12	1:05:41.0	14	+4:27.3		
	12-4	b	LESSING Roland	2+3	0+0	2+3	22:35.5	14	1:28:16.5	14	+6:38.4		
15	19	SVK - Slovakia				2+12			1:28:54.1		+7:16.0	26	180
	19-1	r	MATIASKO Miroslav	0+0	0+1	0+1	21:18.3	16	21:18.3	16	+1:10.8		
	19-2	g	MATIASKO Marek	0+0	0+2	0+2	22:09.6	15	43:27.9	15	+2:45.5		
	19-3	y	SIMOCKO Dusan	1+3	1+3	2+6	23:56.3	18	1:07:24.2	16	+6:10.5		
	19-4	b	HURAJT Pavol	0+1	0+2	0+3	21:29.9	12	1:28:54.1	15	+7:16.0		
16	15	BUL - Bulgaria				0+9			1:29:39.7		+8:01.6	25	170
	15-1	r	KLETCHEROV Michail	0+1	0+1	0+2	20:48.4	12	20:48.4	12	+40.9		
	15-2	g	ILIEV Vladimir	0+2	0+1	0+3	22:36.4	18	43:24.8	14	+2:42.4		
	15-3	y	KENANOV Miroslav	0+0	0+1	0+1	23:28.9	16	1:06:53.7	15	+5:40.0		
	15-4	b	ANEV Krasimir	0+0	0+3	0+3	22:46.0	15	1:29:39.7	16	+8:01.6		
17	13	SLO - Slovenia				3+16			1:29:52.4		+8:14.3	24	160
	13-1	r	DOKL Peter	0+2	1+3	1+5	23:09.1	18	23:09.1	18	+3:01.6		
	13-2	g	BAUER Klemen	0+0	2+3	2+3	22:24.3	17	45:33.4	18	+4:51.0		
	13-3	y	RUPNIK Vasja	0+3	0+2	0+5	22:10.2	14	1:07:43.6	18	+6:29.9		
	13-4	b	MARIC Janez	0+1	0+2	0+3	22:08.8	13	1:29:52.4	17	+8:14.3		
18	16	KAZ - Kazakhstan				4+13			1:30:31.1		+8:53.0	23	150
	16-1	r	CHERVYHKOV Aleksandr	0+1	0+3	0+4	21:08.9	15	21:08.9	15	+1:01.4		
	16-2	g	SAVITSKIY Yan	2+3	0+1	2+4	22:23.1	16	43:32.0	16	+2:49.6		
	16-3	y	KENESHEV Dias	0+1	2+3	2+4	24:10.2	19	1:07:42.2	17	+6:28.5		
	16-4	b	TRIFONOV Alexandr	0+1	0+0	0+1	22:48.9	17	1:30:31.1	18	+8:53.0		



FINAL RESULTS / RÉSULTATS DÉFINITIFS

FRI 26 FEB 2010 / VEN 26 FEV 2010 START TIME / DEBUT 11:30 END TIME / FINI A 13:05

Rank	Bib Leg	NOC Bib Color	Name	P	S	T	Leg Time	Leg Rank	Team Time	Team Rank	Behind	WC	NC
19	11	LAT - Latvia				7+16			1:35:15.5		+13:37.4	22	140
	11-1	r	PIKSONS Edgars	3+3	2+3	5+6	26:11.5	19	26:11.5	19	+6:04.0		
	11-2	g	BRICIS Ilmars	0+1	0+2	0+3	21:47.2	13	47:58.7	19	+7:16.3		
	11-3	y	RASTORGUJEVS Andrejs	2+3	0+0	2+3	23:31.6	17	1:11:30.3	19	+10:16.6		
	11-4	b	LIBIETIS Kristaps	0+1	0+3	0+4	23:45.2	19	1:35:15.5	19	+13:37.4		

LEGEND

=	Equal sign indicates that two or more competitors share the same rank		
b	blue	g	green
NC	Nations Cup	P	Prone
r	red	S	Standing
T	Total penalties + used spare rounds	WC	World Cup
y	yellow		



FINAL RESULTS - COMPETITION DATA SUMMARY
RÉSULTATS DÉFINITIFS - RÉSUMÉ DES DONNÉES DE COMPÉTITION

FRI 26 FEB 2010 / VEN 26 FEV 2010 START TIME / DEBUT 11:30 END TIME / FINI A 13:05

Participation

Number of Entries	19
Did not start	0
Did not finish	0
Disqualified	0
Ranked Competitors	19

Atmospheric Conditions at the Stadium

	30 min. before Start	At Start Time	30 min. after Start	At End Time
Weather	Snow	Snow	Snow	Snow
Snow Condition	Soft	Soft	Soft	Soft
Snow Temperature	-0.2 °C / 31.6 °F	-0.1 °C / 31.8 °F	-0.1 °C / 31.8 °F	-0.2 °C / 31.6 °F
Air Temperature	1.1 °C / 34.0 °F	1.0 °C / 33.8 °F	0.8 °C / 33.4 °F	0.6 °C / 33.1 °F
Humidity	100 %	96 %	97 %	96 %
Wind Direction/Speed	N / 0.0 m/s	N / 0.0 m/s	N / 0.0 m/s	NE / 0.0 m/s

Jury Information

IBU Technical Delegate - Chairman	BAIER Norbert (IBU)
IBU Assistant Technical Delegate	ZWAHLEN Robert (IBU)
Competition Chief	COLLARD Paul (CAN)
Member	BONDARUK Roman (POL)
Member	BARNASHOV Vladimir (RUS)
IBU Race Director	BERGER Franz (IBU)

Course Information

4 x green 2641m + green 2641m + green 2531m

Total Course Length	4x 7813 m
Height Difference (HD)	27 m
Max. Climb (MM)	25 m
Total Climb (MT)	4 x 252 m

Jury Decisions


none

IBU Technical Delegate - Chairman



BAIER Norbert (IBU)

IBU Assistant Technical Delegate



ZWAHLEN Robert (IBU)

LEGEND

N North **NE** Northeast



COMPETITION ANALYSIS / ANALYSE DE LA COMPÉTITION

FRI 26 FEB 2010 / VEN 26 FEV 2010 START TIME / DEBUT 11:30 END TIME / FINI A 13:05

Rank	Bib	NOC Name	T										
		Loop 1			Loop 2			Loop 3			Result	Behind	Rank
		Time	Rk.	Time	Rk.	Time	Rk.	Time	Rk.				
1	1	NOR - Norway	0+7 1:21:38.1 0.0 1										
HANEVOLD Halvard													
Cumulative Time		6:52.8	+18.4	13	13:49.0	+6.8	5				20:15.6	+8.1	7
Loop Time		6:52.8	+18.4	13	6:56.2	+1.7	2	6:26.6	+10.3	7			
Shooting	0+1	34.0	+13.0	14	0+0	28.0	+5.0	2			1:02.0	+10.0	9
Range Time		59.6	+13.6	15	54.8	+6.0	2				1:54.4	+12.6	10
Course Time		5:53.2	+4.8	10	6:01.4	+1.0	2	6:26.6	+10.3	7	18:21.2	+7.2	5
BOE Tarjei													
Cumulative Time		27:05.5	+7.5	6	34:15.1	+8.2	2				40:42.4	0.0	1
Loop Time		6:49.9	+11.0	5	7:09.6	+5.2	3	6:27.3	+3.4	2			
Shooting	0+1	33.0	+8.0	9	0+1	35.0	+7.0	4			1:08.0	+12.0	2
Range Time		58.6	+6.6	8	1:00.6	+7.7	3				1:59.2	+13.2	2
Course Time		5:51.3	+13.2	6	6:09.0	+7.2	5	6:27.3	+3.4	2	18:27.6	+4.3	2
SVENDSEN Emil Hegle													
Cumulative Time		47:29.7	+1.4	2	54:40.2	+4.9	2				1:01:13.7	0.0	1
Loop Time		6:47.3	+9.8	7	7:10.5	+10.0	3	6:33.5	0.0	1			
Shooting	0+1	37.0	+34.0	15	0+1	32.0	+11.0	6			1:09.0	+30.0	7
Range Time		1:02.2	+10.6	11	58.1	+10.0	5				2:00.3	+16.1	5
Course Time		5:45.1	+5.2	3	6:12.4	+3.5	2	6:33.5	0.0	1	18:31.0	0.0	1
BJOERNDALEN Ole Einar													
Cumulative Time		1:08:03.6	0.0	1	1:15:01.6	0.0	1				1:21:38.1	0.0	1
Loop Time		6:49.9	+9.9	7	6:58.0	0.0	1	6:36.5	+12.4	6			
Shooting	0+2	40.0	+15.0	13	0+0	27.0	+4.0	5			1:07.0	+15.0	8
Range Time		1:04.7	+12.6	13	52.0	+0.5	3				1:56.7	+11.4	7
Course Time		5:45.2	+0.7	2	6:06.0	0.0	1	6:36.5	+12.4	6	18:27.7	+5.1	3
2	2	AUT - Austria	1+8 1:22:16.7 +38.6 2										
EDER Simon													
Cumulative Time		6:34.4	0.0	1	13:42.2	0.0	1				20:10.0	+2.5	2
Loop Time		6:34.4	0.0	1	7:07.8	+13.3	10	6:27.8	+11.5	9			
Shooting	0+0	21.0	0.0	1	0+1	31.0	+8.0	4			52.0	0.0	1
Range Time		46.0	0.0	1	55.8	+7.0	4				1:41.8	0.0	1
Course Time		5:48.4	0.0	1	6:12.0	+11.6	14	6:27.8	+11.5	9	18:28.2	+14.2	9
MESOTITSCH Daniel													
Cumulative Time		27:12.3	+14.3	8	34:16.7	+9.8	3				40:48.0	+5.6	2
Loop Time		7:02.3	+23.4	15	7:04.4	0.0	1	6:31.3	+7.4	4			
Shooting	0+2	43.0	+18.0	12	0+1	35.0	+7.0	4			1:18.0	+22.0	8
Range Time		1:07.0	+15.0	12	1:01.0	+8.1	4				2:08.0	+22.0	5
Course Time		5:55.3	+17.2	15	6:03.4	+1.6	2	6:31.3	+7.4	4	18:30.0	+6.7	4
LANDERTINGER Dominik													
Cumulative Time		47:28.3	0.0	1	54:35.3	0.0	1				1:01:13.9	+0.2	2
Loop Time		6:40.3	+2.8	3	7:07.0	+6.5	2	6:38.6	+5.1	3			
Shooting	0+1	33.0	+30.0	14	0+0	26.0	+5.0	4			59.0	+20.0	6
Range Time		1:00.4	+8.8	10	52.7	+4.6	4				1:53.1	+8.9	4
Course Time		5:39.9	0.0	1	6:14.3	+5.4	5	6:38.6	+5.1	3	18:32.8	+1.8	2
SUMANN Christoph													
Cumulative Time		1:08:42.6	+39.0	3	1:15:47.2	+45.6	2				1:22:16.7	+38.6	2
Loop Time		7:28.7	+48.7	17	7:04.6	+6.6	2	6:29.5	+5.4	5			
Shooting	1+3	1:00.0	+35.0	19	0+0	29.0	+6.0	7			1:29.0	+37.0	15
Range Time		1:44.2	+52.1	18	56.0	+4.5	7				2:40.2	+54.9	16
Course Time		5:44.5	0.0	1	6:08.6	+2.6	2	6:29.5	+5.4	5	18:22.6	0.0	1
3	3	RUS - Russian Federation	0+4 1:22:16.9 +38.8 3										
TCHEREZOV Ivan													
Cumulative Time		6:41.7	+7.3	2	13:43.4	+1.2	2				20:07.5	0.0	1
Loop Time		6:41.7	+7.3	2	7:01.7	+7.2	5	6:24.1	+7.8	4			
Shooting	0+0	27.0	+6.0	7	0+1	32.0	+9.0	5			59.0	+7.0	6
Range Time		51.9	+5.9	6	56.5	+7.7	6				1:48.4	+6.6	3
Course Time		5:49.8	+1.4	3	6:05.2	+4.8	4	6:24.1	+7.8	4	18:19.1	+5.1	3



COMPETITION ANALYSIS / ANALYSE DE LA COMPÉTITION

FRI 26 FEB 2010 / VEN 26 FEV 2010 START TIME / DEBUT 11:30 END TIME / FINI A 13:05

Rank	Bib	NOC Name	T											
			Loop 1			Loop 2			Loop 3			Result	Behind	Rank
			Time	Rk.	Time	Rk.	Time	Rk.	Time	Rk.				
SHIPULIN Anton														
Cumulative Time			26:59.5	+1.5	2	34:06.9	0.0	1				41:12.5	+30.1	5
Loop Time			6:52.0	+13.1	8	7:07.4	+3.0	2	7:05.6	+41.7	14			
Shooting	0+0		28.0	+3.0	4	0+0	28.0	0.0	1		0+0	56.0	0.0	1
Range Time			53.1	+1.1	4		52.9	0.0	1			1:46.0	0.0	1
Course Time			5:58.9	+20.8	17		6:14.5	+12.7	10			19:19.0	+55.7	18
TCHOUDOV Maxim														
Cumulative Time			47:50.0	+21.7	4	54:50.5	+15.2	3				1:01:35.7	+22.0	3
Loop Time			6:37.5	0.0	1	7:00.5	0.0	1	6:45.2	+11.7	4			
Shooting	0+0		28.0	+25.0	6	0+0	25.0	+4.0	3		0+0	53.0	+14.0	5
Range Time			54.7	+3.1	4		51.6	+3.5	2			1:46.3	+2.1	2
Course Time			5:42.8	+2.9	2		6:08.9	0.0	1			18:36.9	+5.9	3
USTYUGOV Evgeny														
Cumulative Time			1:08:16.0	+12.4	2	1:15:48.4	+46.8	3				1:22:16.9	+38.8	3
Loop Time			6:40.3	+0.3	2	7:32.4	+34.4	11	6:28.5	+4.4	4			
Shooting	0+0		27.0	+2.0	3	0+3	54.0	+31.0	16		0+3	1:21.0	+29.0	14
Range Time			52.1	0.0	1		1:18.9	+27.4	15			2:11.0	+25.7	11
Course Time			5:48.2	+3.7	5		6:13.5	+7.5	4			18:30.2	+7.6	5
4	7	SWE - Sweden									1+10	1:23:02.0	+1:23.9	4
LINDSTROM Fredrik														
Cumulative Time			6:49.7	+15.3	9	13:44.2	+2.0	3				20:11.3	+3.8	4
Loop Time			6:49.7	+15.3	9	6:54.5	0.0	1	6:27.1	+10.8	8			
Shooting	0+1		35.0	+14.0	16	0+0	23.0	0.0	1		0+1	58.0	+6.0	4
Range Time			1:00.4	+14.4	16		48.8	0.0	1			1:49.2	+7.4	5
Course Time			5:49.3	+0.9	2		6:05.7	+5.3	5			18:22.1	+8.1	6
BERGMAN Carl Johan														
Cumulative Time			27:03.4	+5.4	3	34:25.3	+18.4	5				40:49.2	+6.8	3
Loop Time			6:52.1	+13.2	9	7:21.9	+17.5	7	6:23.9	0.0	1			
Shooting	0+1		31.0	+6.0	7	0+3	45.0	+17.0	10		0+4	1:16.0	+20.0	5
Range Time			56.9	+4.9	6		1:10.5	+17.6	9			2:07.4	+21.4	4
Course Time			5:55.2	+17.1	14		6:11.4	+9.6	6			18:30.5	+7.2	5
NILSSON Mattias														
Cumulative Time			47:41.4	+13.1	3	55:43.6	+1:08.3	5				1:02:21.2	+1:07.5	4
Loop Time			6:52.2	+14.7	11	8:02.2	+1:01.7	14	6:37.6	+4.1	2			
Shooting	0+0		31.0	+28.0	13	1+3	56.0	+35.0	16		1+3	1:27.0	+48.0	13
Range Time			58.2	+6.6	8		1:44.1	+56.0	16			2:42.3	+58.1	14
Course Time			5:54.0	+14.1	10		6:18.1	+9.2	7			18:49.7	+18.7	5
FERRY Bjorn														
Cumulative Time			1:09:18.3	+1:14.7	4	1:16:37.9	+1:36.3	4				1:23:02.0	+1:23.9	4
Loop Time			6:57.1	+17.1	10	7:19.6	+21.6	5	6:24.1	0.0	1			
Shooting	0+1		36.0	+11.0	12	0+1	27.0	+4.0	5		0+2	1:03.0	+11.0	7
Range Time			1:03.1	+11.0	12		55.2	+3.7	6			1:58.3	+13.0	8
Course Time			5:54.0	+9.5	8		6:24.4	+18.4	7			18:42.5	+19.9	6
5	5	GER - Germany									2+7	1:23:16.0	+1:37.9	5
SCHEMPP Simon														
Cumulative Time			6:43.7	+9.3	4	13:45.3	+3.1	4				20:10.4	+2.9	3
Loop Time			6:43.7	+9.3	4	7:01.6	+7.1	4	6:25.1	+8.8	5			
Shooting	0+0		26.0	+5.0	4	0+1	32.0	+9.0	5		0+1	58.0	+6.0	4
Range Time			51.6	+5.6	4		55.8	+7.0	4			1:47.4	+5.6	2
Course Time			5:52.1	+3.7	7		6:05.8	+5.4	6			18:23.0	+9.0	7
BIRNBACHER Andreas														
Cumulative Time			26:58.0	0.0	1	35:16.2	+1:09.3	10				42:04.1	+1:21.7	10
Loop Time			6:47.6	+8.7	4	8:18.2	+1:13.8	17	6:47.9	+24.0	8			
Shooting	0+0		26.0	+1.0	2	2+3	56.0	+28.0	15		2+3	1:22.0	+26.0	9
Range Time			52.0	0.0	1		2:02.8	+1:09.9	18			2:54.8	+1:08.8	16
Course Time			5:55.6	+17.5	16		6:15.4	+13.6	13			18:58.9	+35.6	9



COMPETITION ANALYSIS / ANALYSE DE LA COMPÉTITION

FRI 26 FEB 2010 / VEN 26 FEV 2010 START TIME / DEBUT 11:30 END TIME / FINI A 13:05

Rank	Bib	NOC	T												
		Name	Loop 1			Loop 2			Loop 3			Result	Behind	Rank	
			Time	Rk.	Time	Rk.	Time	Rk.	Time	Rk.					
PEIFFER Arnd															
Cumulative Time			48:43.9	+1:15.6	8	56:15.5	+1:40.2	8				1:03:01.0	+1:47.3	7	
Loop Time			6:39.8	+2.3	2	7:31.6	+31.1	5	6:45.5	+12.0	6				
Shooting	0+0		30.0	+27.0	10	0+3	54.0	+33.0	15		0+3	1:24.0	+45.0	12	
Range Time			54.7	+3.1	4	1:18.9	+30.8	14				2:13.6	+29.4	10	
Course Time			5:45.1	+5.2	3	6:12.7	+3.8	3	6:45.5	+12.0	6	18:43.3	+12.3	4	
GREIS Michael															
Cumulative Time			1:09:41.0	+1:37.4	7	1:16:50.2	+1:48.6	6				1:23:16.0	+1:37.9	5	
Loop Time			6:40.0	0.0	1	7:09.2	+11.2	3	6:25.8	+1.7	2				
Shooting	0+0		28.0	+3.0	5	0+0	24.0	+1.0	2		0+0	52.0	0.0	1	
Range Time			53.5	+1.4	4	51.8	+0.3	2				1:45.3	0.0	1	
Course Time			5:46.5	+2.0	3	6:17.4	+11.4	5	6:25.8	+1.7	2	18:29.7	+7.1	4	
6	4	FRA - France										1+9	1:23:16.2	+1:38.1	6
JAY Vincent															
Cumulative Time			6:52.1	+17.7	12	13:53.5	+11.3	8				20:13.7	+6.2	6	
Loop Time			6:52.1	+17.7	12	7:01.4	+6.9	3	6:20.2	+3.9	2				
Shooting	0+2		38.0	+17.0	18	0+1	32.0	+9.0	5		0+3	1:10.0	+18.0	12	
Range Time			1:01.9	+15.9	17	57.8	+9.0	8				1:59.7	+17.9	12	
Course Time			5:50.2	+1.8	4	6:03.6	+3.2	3	6:20.2	+3.9	2	18:14.0	0.0	1	
DEFRASNE Vincent															
Cumulative Time			27:04.2	+6.2	5	34:55.2	+48.3	9				41:39.3	+56.9	8	
Loop Time			6:50.5	+11.6	6	7:51.0	+46.6	15	6:44.1	+20.2	7				
Shooting	0+1		30.0	+5.0	6	1+3	52.0	+24.0	13		1+4	1:22.0	+26.0	9	
Range Time			57.0	+5.0	7	1:37.8	+44.9	15				2:34.8	+48.8	13	
Course Time			5:53.5	+15.4	10	6:13.2	+11.4	7	6:44.1	+20.2	7	18:50.8	+27.5	8	
FOURCADE Simon															
Cumulative Time			48:26.9	+58.6	7	55:50.7	+1:15.4	7				1:02:47.5	+1:33.8	6	
Loop Time			6:47.6	+10.1	8	7:23.8	+23.3	4	6:56.8	+23.3	10				
Shooting	0+0		28.0	+25.0	6	0+0	21.0	0.0	1		0+0	49.0	+10.0	3	
Range Time			58.9	+7.3	9	48.1	0.0	1				1:47.0	+2.8	3	
Course Time			5:48.7	+8.8	8	6:35.7	+26.8	13	6:56.8	+23.3	10	19:21.2	+50.2	10	
FOURCADE Martin															
Cumulative Time			1:09:31.7	+1:28.1	6	1:16:48.3	+1:46.7	5				1:23:16.2	+1:38.1	6	
Loop Time			6:44.2	+4.2	3	7:16.6	+18.6	4	6:27.9	+3.8	3				
Shooting	0+0		32.0	+7.0	7	0+2	38.0	+15.0	12		0+2	1:10.0	+18.0	10	
Range Time			57.6	+5.5	7	1:06.1	+14.6	12				2:03.7	+18.4	10	
Course Time			5:46.6	+2.1	4	6:10.5	+4.5	3	6:27.9	+3.8	3	18:25.0	+2.4	2	
7	14	CZE - Czech Republic										0+9	1:23:55.2	+2:17.1	7
SOUKUP Jaroslav															
Cumulative Time			6:45.8	+11.4	6	13:57.2	+15.0	11				20:13.5	+6.0	5	
Loop Time			6:45.8	+11.4	6	7:11.4	+16.9	12	6:16.3	0.0	1				
Shooting	0+0		26.0	+5.0	4	0+1	35.0	+12.0	11		0+1	1:01.0	+9.0	8	
Range Time			51.5	+5.5	3	1:02.2	+13.4	12				1:53.7	+11.9	9	
Course Time			5:54.3	+5.9	13	6:09.2	+8.8	10	6:16.3	0.0	1	18:19.8	+5.8	4	
VITEK Zdenek															
Cumulative Time			27:09.4	+11.4	7	34:22.9	+16.0	4				40:50.3	+7.9	4	
Loop Time			6:55.9	+17.0	12	7:13.5	+9.1	4	6:27.4	+3.5	3				
Shooting	0+1		36.0	+11.0	10	0+1	40.0	+12.0	8		0+2	1:16.0	+20.0	5	
Range Time			1:01.8	+9.8	11	1:06.6	+13.7	8				2:08.4	+22.4	6	
Course Time			5:54.1	+16.0	11	6:06.9	+5.1	4	6:27.4	+3.5	3	18:28.4	+5.1	3	
DOSTAL Roman															
Cumulative Time			47:58.7	+30.4	5	55:40.0	+1:04.7	4				1:02:36.0	+1:22.3	5	
Loop Time			7:08.4	+30.9	12	7:41.3	+40.8	9	6:56.0	+22.5	8				
Shooting	0+2		49.0	+46.0	16	0+2	50.0	+29.0	14		0+4	1:39.0	+1:00.0	16	
Range Time			1:14.8	+23.2	15	1:16.8	+28.7	13				2:31.6	+47.4	11	
Course Time			5:53.6	+13.7	9	6:24.5	+15.6	8	6:56.0	+22.5	8	19:14.1	+43.1	8	



COMPETITION ANALYSIS / ANALYSE DE LA COMPÉTITION

FRI 26 FEB 2010 / VEN 26 FEV 2010 START TIME / DEBUT 11:30 END TIME / FINI A 13:05

Rank	Bib	NOC Name	T												
			Loop 1		Loop 2		Loop 3		Result	Behind	Rank				
			Time	Rk.	Time	Rk.	Time	Rk.							
SLESINGR Michal															
Cumulative Time			1:09:23.2	+1:19.6	5	1:16:59.4	+1:57.8	7			1:23:55.2	+2:17.1	7		
Loop Time			6:47.2	+7.2	4	7:36.2	+38.2	13	6:55.8	+31.7	13				
Shooting	0+0		26.0	+1.0	2	41.0	+18.0	13			0+2	1:07.0	+15.0	8	
Range Time			52.4	+0.3	2	1:09.9	+18.4	13				2:02.3	+17.0	9	
Course Time			5:54.8	+10.3	9	6:26.3	+20.3	9	6:55.8	+31.7	13	19:16.9	+54.3	10	
8	9	UKR - Ukraine										0+4	1:24:25.1	+2:47.0	8
BILANENKO Olexander															
Cumulative Time			6:43.3	+8.9	3	13:50.5	+8.3	6				20:38.7	+31.2	10	
Loop Time			6:43.3	+8.9	3	7:07.2	+12.7	9	6:48.2	+31.9	14				
Shooting	0+0		24.0	+3.0	2	32.0	+9.0	5			0+1	56.0	+4.0	2	
Range Time			49.8	+3.8	2	59.5	+10.7	9				1:49.3	+7.5	6	
Course Time			5:53.5	+5.1	11	6:07.7	+7.3	7	6:48.2	+31.9	14	18:49.4	+35.4	12	
DERYZEMLYA Andriy															
Cumulative Time			27:17.6	+19.6	10	34:39.6	+32.7	7				41:23.0	+40.6	6	
Loop Time			6:38.9	0.0	1	7:22.0	+17.6	8	6:43.4	+19.5	6				
Shooting	0+1		36.0	+11.0	10	54.0	+26.0	14			0+2	1:30.0	+34.0	15	
Range Time			1:00.8	+8.8	10	1:20.2	+27.3	11				2:21.0	+35.0	8	
Course Time			5:38.1	0.0	1	6:01.8	0.0	1	6:43.4	+19.5	6	18:23.3	0.0	1	
DERKACH Vyacheslav															
Cumulative Time			48:12.3	+44.0	6	55:45.0	+1:09.7	6				1:03:10.3	+1:56.6	8	
Loop Time			6:49.3	+11.8	9	7:32.7	+32.2	6	7:25.3	+51.8	16				
Shooting	0+0		25.0	+22.0	4	24.0	+3.0	2			0+0	49.0	+10.0	3	
Range Time			51.6	0.0	1	52.6	+4.5	3				1:44.2	0.0	1	
Course Time			5:57.7	+17.8	12	6:40.1	+31.2	15	7:25.3	+51.8	16	20:03.1	+1:32.1	15	
SEDNEV Serguei															
Cumulative Time			1:09:59.7	+1:56.1	8	1:17:31.9	+2:30.3	8				1:24:25.1	+2:47.0	8	
Loop Time			6:49.4	+9.4	6	7:32.2	+34.2	10	6:53.2	+29.1	10				
Shooting	0+0		25.0	0.0	1	31.0	+8.0	9			0+1	56.0	+4.0	2	
Range Time			53.6	+1.5	5	59.8	+8.3	10				1:53.4	+8.1	4	
Course Time			5:55.8	+11.3	10	6:32.4	+26.4	12	6:53.2	+29.1	10	19:21.4	+58.8	12	
9	6	SUI - Switzerland										0+9	1:24:36.8	+2:58.7	9
FREI Thomas															
Cumulative Time			6:45.8	+11.4	6	13:55.4	+13.2	10				20:47.6	+40.1	11	
Loop Time			6:45.8	+11.4	6	7:09.6	+15.1	11	6:52.2	+35.9	15				
Shooting	0+0		26.0	+5.0	4	34.0	+11.0	10			0+1	1:00.0	+8.0	7	
Range Time			52.3	+6.3	7	1:00.9	+12.1	10				1:53.2	+11.4	8	
Course Time			5:53.5	+5.1	11	6:08.7	+8.3	9	6:52.2	+35.9	15	18:54.4	+40.4	14	
SIMMEN Matthias															
Cumulative Time			27:42.8	+44.8	12	35:16.4	+1:09.5	11				42:04.7	+1:22.3	11	
Loop Time			6:55.2	+16.3	11	7:33.6	+29.2	10	6:48.3	+24.4	9				
Shooting	0+2		47.0	+22.0	16	1:03.0	+35.0	17			0+5	1:50.0	+54.0	17	
Range Time			1:11.9	+19.9	15	1:27.6	+34.7	13				2:39.5	+53.5	14	
Course Time			5:43.3	+5.2	4	6:06.0	+4.2	3	6:48.3	+24.4	9	18:37.6	+14.3	6	
WEGER Benjamin															
Cumulative Time			48:46.3	+1:18.0	10	56:24.2	+1:48.9	9				1:03:30.8	+2:17.1	9	
Loop Time			6:41.6	+4.1	4	7:37.9	+37.4	8	7:06.6	+33.1	12				
Shooting	0+0		27.0	+24.0	5	44.0	+23.0	9			0+2	1:11.0	+32.0	8	
Range Time			53.8	+2.2	3	1:11.2	+23.1	9				2:05.0	+20.8	6	
Course Time			5:47.8	+7.9	5	6:26.7	+17.8	9	7:06.6	+33.1	12	19:21.1	+50.1	9	
HALLENBARTER Simon															
Cumulative Time			1:10:18.2	+2:14.6	9	1:17:47.3	+2:45.7	9				1:24:36.8	+2:58.7	9	
Loop Time			6:47.4	+7.4	5	7:29.1	+31.1	9	6:49.5	+25.4	8				
Shooting	0+0		29.0	+4.0	6	31.0	+8.0	9			0+1	1:00.0	+8.0	6	
Range Time			55.4	+3.3	6	59.1	+7.6	9				1:54.5	+9.2	6	
Course Time			5:52.0	+7.5	6	6:30.0	+24.0	11	6:49.5	+25.4	8	19:11.5	+48.9	7	



COMPETITION ANALYSIS / ANALYSE DE LA COMPÉTITION

FRI 26 FEB 2010 / VEN 26 FEV 2010 START TIME / DEBUT 11:30 END TIME / FINI A 13:05

Rank	Bib	NOC Name	T											
			Loop 1			Loop 2			Loop 3			Result	Behind	Rank
			Time	Rk.	Time	Rk.	Time	Rk.	Time	Rk.				
10	18	CAN - Canada									0+7	1:24:50.7	+3:12.6	10
CLEGG Robin														
Cumulative Time			6:44.2	+9.8	5	13:50.9	+8.7	7				20:16.4	+8.9	8
Loop Time			6:44.2	+9.8	5	7:06.7	+12.2	8	6:25.5	+9.2	6			
Shooting	0+0		25.0	+4.0	3	32.0	+9.0	5			0+1	57.0	+5.0	3
Range Time			51.7	+5.7	5	57.4	+8.6	7				1:49.1	+7.3	4
Course Time			5:52.5	+4.1	8	6:09.3	+8.9	11	6:25.5	+9.2	6	18:27.3	+13.3	8
BEDARD Marc-Andre														
Cumulative Time			27:14.2	+16.2	9	34:28.7	+21.8	6				41:28.0	+45.6	7
Loop Time			6:57.8	+18.9	13	7:14.5	+10.1	5	6:59.3	+35.4	12			
Shooting	0+1		43.0	+18.0	12	29.0	+1.0	2			0+2	1:12.0	+16.0	4
Range Time			1:08.6	+16.6	14	53.9	+1.0	2				2:02.5	+16.5	3
Course Time			5:49.2	+11.1	5	6:20.6	+18.8	15	6:59.3	+35.4	12	19:09.1	+45.8	11
GREEN Brendan														
Cumulative Time			48:52.8	+1:24.5	11	56:36.8	+2:01.5	11				1:03:40.0	+2:26.3	10
Loop Time			7:24.8	+47.3	15	7:44.0	+43.5	11	7:03.2	+29.7	11			
Shooting	0+2		59.0	+56.0	18	49.0	+28.0	12			0+3	1:48.0	+1:09.0	19
Range Time			1:24.5	+32.9	17	1:13.6	+25.5	10				2:38.1	+53.9	13
Course Time			6:00.3	+20.4	15	6:30.4	+21.5	11	7:03.2	+29.7	11	19:33.9	+1:02.9	11
LEGUELLEC Jean Philippe														
Cumulative Time			1:10:31.2	+2:27.6	10	1:17:57.5	+2:55.9	10				1:24:50.7	+3:12.6	10
Loop Time			6:51.2	+11.2	8	7:26.3	+28.3	6	6:53.2	+29.1	10			
Shooting	0+0		27.0	+2.0	3	29.0	+6.0	7			0+1	56.0	+4.0	2
Range Time			53.3	+1.2	3	57.0	+5.5	8				1:50.3	+5.0	2
Course Time			5:57.9	+13.4	11	6:29.3	+23.3	10	6:53.2	+29.1	10	19:20.4	+57.8	11
11	8	BLR - Belarus									1+8	1:25:47.4	+4:09.3	11
ABRAMENKO Evgeny														
Cumulative Time			6:50.0	+15.6	10	14:17.0	+34.8	15				21:59.3	+1:51.8	17
Loop Time			6:50.0	+15.6	10	7:27.0	+32.5	15	7:42.3	+1:26.0	18			
Shooting	0+1		33.0	+12.0	12	41.0	+18.0	14			0+2	1:14.0	+22.0	15
Range Time			58.8	+12.8	13	1:09.2	+20.4	15				2:08.0	+26.2	15
Course Time			5:51.2	+2.8	5	6:17.8	+17.4	16	7:42.3	+1:26.0	18	19:51.3	+1:37.3	17
SYMAN Alexandr														
Cumulative Time			29:06.5	+2:08.5	17	36:24.5	+2:17.6	15				43:04.3	+2:21.9	13
Loop Time			7:07.2	+28.3	16	7:18.0	+13.6	6	6:39.8	+15.9	5			
Shooting	0+1		45.0	+20.0	15	37.0	+9.0	7			0+2	1:22.0	+26.0	9
Range Time			1:12.1	+20.1	16	1:04.4	+11.5	7				2:16.5	+30.5	7
Course Time			5:55.1	+17.0	13	6:13.6	+11.8	8	6:39.8	+15.9	5	18:48.5	+25.2	7
VALIULLIN Rustam														
Cumulative Time			49:48.2	+2:19.9	13	57:55.3	+3:20.0	13				1:04:40.7	+3:27.0	13
Loop Time			6:43.9	+6.4	6	8:07.1	+1:06.6	15	6:45.4	+11.9	5			
Shooting	0+0		30.0	+27.0	10	58.0	+37.0	17			1+3	1:28.0	+49.0	14
Range Time			55.6	+4.0	7	1:49.4	+1:01.3	17				2:45.0	+1:00.8	15
Course Time			5:48.3	+8.4	7	6:17.7	+8.8	6	6:45.4	+11.9	5	18:51.4	+20.4	6
NOVIKOV Sergey														
Cumulative Time			1:11:32.4	+3:28.8	12	1:18:59.2	+3:57.6	12				1:25:47.4	+4:09.3	11
Loop Time			6:51.7	+11.7	9	7:26.8	+28.8	7	6:48.2	+24.1	7			
Shooting	0+1		32.0	+7.0	7	26.0	+3.0	3			0+1	58.0	+6.0	4
Range Time			59.2	+7.1	8	52.7	+1.2	4				1:51.9	+6.6	3
Course Time			5:52.5	+8.0	7	6:34.1	+28.1	14	6:48.2	+24.1	7	19:14.8	+52.2	8
12	17	ITA - Italy									1+11	1:26:27.5	+4:49.4	12
de LORENZI Christian														
Cumulative Time			6:47.9	+13.5	8	13:53.8	+11.6	9				20:16.7	+9.2	9
Loop Time			6:47.9	+13.5	8	7:05.9	+11.4	7	6:22.9	+6.6	3			
Shooting	0+1		32.0	+11.0	10	41.0	+18.0	14			0+3	1:13.0	+21.0	14
Range Time			55.1	+9.1	8	1:05.5	+16.7	13				2:00.6	+18.8	13
Course Time			5:52.8	+4.4	9	6:00.4	0.0	1	6:22.9	+6.6	3	18:16.1	+2.1	2



COMPETITION ANALYSIS / ANALYSE DE LA COMPÉTITION

FRI 26 FEB 2010 / VEN 26 FEV 2010 START TIME / DEBUT 11:30 END TIME / FINI A 13:05

Rank	Bib	NOC Name	T												
			Loop 1		Loop 2		Loop 3		Result			Behind Rank			
			Time	Rk.	Time	Rk.	Time	Rk.	Result	Behind	Rank				
WINDISCH Markus															
Cumulative Time			27:03.7	+5.7	4	34:48.3	+41.4	8			41:56.3	+1:13.9	9		
Loop Time			6:47.0	+8.1	3	7:44.6	+40.2	12	7:08.0	+44.1	17				
Shooting	0+0		28.0	+3.0	4	1+3	43.0	+15.0	9		1+3	1:11.0	+15.0	3	
Range Time			54.3	+2.3	5		1:29.9	+37.0	14			2:24.2	+38.2	10	
Course Time			5:52.7	+14.6	9		6:14.7	+12.9	12	7:08.0	+44.1	17	19:15.4	+52.1	15
HOFER Lukas															
Cumulative Time			48:45.8	+1:17.5	9	56:29.4	+1:54.1	10			1:03:40.4	+2:26.7	11		
Loop Time			6:49.5	+12.0	10	7:43.6	+43.1	10	7:11.0	+37.5	14				
Shooting	0+0		30.0	+27.0	10	0+2	49.0	+28.0	12		0+2	1:19.0	+40.0	11	
Range Time			53.7	+2.1	2		1:15.9	+27.8	12			2:09.6	+25.4	8	
Course Time			5:55.8	+15.9	11		6:27.7	+18.8	10	7:11.0	+37.5	14	19:34.5	+1:03.5	12
COLA Mattia															
Cumulative Time			1:10:52.6	+2:49.0	11	1:18:56.2	+3:54.6	11			1:26:27.5	+4:49.4	12		
Loop Time			7:12.2	+32.2	13	8:03.6	+1:05.6	16	7:31.3	+1:07.2	17				
Shooting	0+2		47.0	+22.0	17	0+1	32.0	+9.0	11		0+3	1:19.0	+27.0	11	
Range Time			1:13.9	+21.8	17		1:01.6	+10.1	11			2:15.5	+30.2	13	
Course Time			5:58.3	+13.8	12	7:02.0	+56.0	18	7:31.3	+1:07.2	17	20:31.6	+2:09.0	17	
13	10	USA - United States of America							4+12	1:27:58.3			+6:20.2	13	
BAILEY Lowell															
Cumulative Time			6:50.5	+16.1	11	14:08.7	+26.5	13			20:51.8	+44.3	13		
Loop Time			6:50.5	+16.1	11	7:18.2	+23.7	13	6:43.1	+26.8	11				
Shooting	0+0		33.0	+12.0	12	0+1	39.0	+16.0	13		0+1	1:12.0	+20.0	13	
Range Time			58.7	+12.7	12		1:05.7	+16.9	14			2:04.4	+22.6	14	
Course Time			5:51.8	+3.4	6		6:12.5	+12.1	15	6:43.1	+26.8	11	18:47.4	+33.4	11
HAKKINEN Jay															
Cumulative Time			27:36.0	+38.0	11	35:33.1	+1:26.2	12			42:38.8	+1:56.4	12		
Loop Time			6:44.2	+5.3	2	7:57.1	+52.7	16	7:05.7	+41.8	15				
Shooting	0+0		25.0	0.0	1	1+3	51.0	+23.0	12		1+3	1:16.0	+20.0	5	
Range Time			52.1	+0.1	2		1:42.6	+49.7	16			2:34.7	+48.7	12	
Course Time			5:52.1	+14.0	8		6:14.5	+12.7	10	7:05.7	+41.8	15	19:12.3	+49.0	12
BURKE Tim															
Cumulative Time			49:22.4	+1:54.1	12	57:49.4	+3:14.1	12			1:04:40.5	+3:26.8	12		
Loop Time			6:43.6	+6.1	5	8:27.0	+1:26.5	17	6:51.1	+17.6	7				
Shooting	0+0		29.0	+26.0	9	2+3	1:05.0	+44.0	19		2+3	1:34.0	+55.0	15	
Range Time			55.4	+3.8	6		2:14.0	+1:25.9	18			3:09.4	+1:25.2	16	
Course Time			5:48.2	+8.3	6		6:13.0	+4.1	4	6:51.1	+17.6	7	18:52.3	+21.3	7
TEELA Jeremy															
Cumulative Time			1:12:02.7	+3:59.1	13	1:20:32.5	+5:30.9	13			1:27:58.3	+6:20.2	13		
Loop Time			7:22.2	+42.2	16	8:29.8	+1:31.8	18	7:25.8	+1:01.7	16				
Shooting	0+2		45.0	+20.0	16	1+3	46.0	+23.0	15		1+5	1:31.0	+39.0	17	
Range Time			1:12.6	+20.5	16		1:37.8	+46.3	19			2:50.4	+1:05.1	18	
Course Time			6:09.6	+25.1	17		6:52.0	+46.0	15	7:25.8	+1:01.7	16	20:27.4	+2:04.8	16
14	12	EST - Estonia							3+10	1:28:16.5			+6:38.4	14	
VIKS Priit															
Cumulative Time			6:56.2	+21.8	15	14:30.9	+48.7	17			21:07.1	+59.6	14		
Loop Time			6:56.2	+21.8	15	7:34.7	+40.2	17	6:36.2	+19.9	10				
Shooting	0+0		29.0	+8.0	8	0+3	59.0	+36.0	19		0+3	1:28.0	+36.0	16	
Range Time			56.8	+10.8	11		1:25.2	+36.4	17			2:22.0	+40.2	17	
Course Time			5:59.4	+11.0	17		6:09.5	+9.1	12	6:36.2	+19.9	10	18:45.1	+31.1	10
KOIV Kauri															
Cumulative Time			29:05.2	+2:07.2	16	36:39.3	+2:32.4	17			43:46.7	+3:04.3	17		
Loop Time			7:58.1	+1:19.2	19	7:34.1	+29.7	11	7:07.4	+43.5	16				
Shooting	1+3		1:28.0	+1:03.0	19	0+0	48.0	+20.0	11		1+3	2:16.0	+1:20.0	19	
Range Time			2:14.9	+1:22.9	19		1:16.2	+23.3	10			3:31.1	+1:45.1	19	
Course Time			5:43.2	+5.1	3		6:17.9	+16.1	14	7:07.4	+43.5	16	19:08.5	+45.2	10



COMPETITION ANALYSIS / ANALYSE DE LA COMPÉTITION

FRI 26 FEB 2010 / VEN 26 FEV 2010 START TIME / DEBUT 11:30 END TIME / FINI A 13:05

Rank	Bib	NOC Name	T													
			Loop 1			Loop 2			Loop 3			Result	Behind	Rank		
			Time	Rk.	Time	Rk.	Time	Rk.	Time	Rk.						
TOBRELUITS Indrek																
Cumulative Time			50:56.2	+3:27.9	16	58:30.7	+3:55.4	14				1:05:41.0	+4:27.3	14		
Loop Time			7:09.5	+32.0	13	7:34.5	+34.0	7	7:10.3	+36.8	13					
Shooting	0+1		13.0	+10.0	2	0+0	33.0	+12.0	7			0+1	46.0	+7.0	2	
Range Time			1:10.1	+18.5	13	58.8	+10.7	7				2:08.9	+24.7	7		
Course Time			5:59.4	+19.5	13	6:35.7	+26.8	13	7:10.3	+36.8	13	19:45.4	+1:14.4	14		
LESSING Roland																
Cumulative Time			1:13:57.2	+5:53.6	14	1:21:24.9	+6:23.3	14				1:28:16.5	+6:38.4	14		
Loop Time			8:16.2	+1:36.2	19	7:27.7	+29.7	8	6:51.6	+27.5	9					
Shooting	2+3		54.0	+29.0	18	0+0	26.0	+3.0	3			2+3	1:20.0	+28.0	13	
Range Time			2:07.4	+1:15.3	19	54.4	+2.9	5				3:01.8	+1:16.5	19		
Course Time			6:08.8	+24.3	16	6:33.3	+27.3	13	6:51.6	+27.5	9	19:33.7	+1:11.1	14		
15	19	SVK - Slovakia											2+12	1:28:54.1	+7:16.0	15
MATIASKO Miroslav																
Cumulative Time			6:53.0	+18.6	14	14:15.0	+32.8	14				21:18.3	+1:10.8	16		
Loop Time			6:53.0	+18.6	14	7:22.0	+27.5	14	7:03.3	+47.0	16					
Shooting	0+0		30.0	+9.0	9	0+1	35.0	+12.0	11			0+1	1:05.0	+13.0	11	
Range Time			55.7	+9.7	9	1:01.0	+12.2	11				1:56.7	+14.9	11		
Course Time			5:57.3	+8.9	14	6:21.0	+20.6	17	7:03.3	+47.0	16	19:21.6	+1:07.6	16		
MATIASKO Marek																
Cumulative Time			28:11.5	+1:13.5	13	36:31.5	+2:24.6	16				43:27.9	+2:45.5	15		
Loop Time			6:53.2	+14.3	10	8:20.0	+1:15.6	18	6:56.4	+32.5	10					
Shooting	0+0		32.0	+7.0	8	0+2	1:26.0	+58.0	19			0+2	1:58.0	+1:02.0	18	
Range Time			58.8	+6.8	9	1:54.3	+1:01.4	17				2:53.1	+1:07.1	15		
Course Time			5:54.4	+16.3	12	6:25.7	+23.9	17	6:56.4	+32.5	10	19:16.5	+53.2	17		
SIMOCKO Dusan																
Cumulative Time			51:16.6	+3:48.3	17	59:49.5	+5:14.2	16				1:07:24.2	+6:10.5	16		
Loop Time			7:48.7	+1:11.2	18	8:32.9	+1:32.4	18	7:34.7	+1:01.2	17					
Shooting	1+3		28.0	+25.0	6	1+3	45.0	+24.0	10			2+6	1:13.0	+34.0	9	
Range Time			1:47.1	+55.5	18	1:39.8	+51.7	15				3:26.9	+1:42.7	18		
Course Time			6:01.6	+21.7	16	6:53.1	+44.2	18	7:34.7	+1:01.2	17	20:29.4	+1:58.4	17		
HURAJT Pavol																
Cumulative Time			1:14:24.3	+6:20.7	16	1:22:00.0	+6:58.4	15				1:28:54.1	+7:16.0	15		
Loop Time			7:00.1	+20.1	11	7:35.7	+37.7	12	6:54.1	+30.0	12					
Shooting	0+1		34.0	+9.0	10	0+2	45.0	+22.0	14			0+3	1:19.0	+27.0	11	
Range Time			1:01.2	+9.1	10	1:12.5	+21.0	14				2:13.7	+28.4	12		
Course Time			5:58.9	+14.4	13	6:23.2	+17.2	6	6:54.1	+30.0	12	19:16.2	+53.6	9		
16	15	BUL - Bulgaria											0+9	1:29:39.7	+8:01.6	16
KLETCHEROV Michail																
Cumulative Time			6:57.7	+23.3	17	14:03.2	+21.0	12				20:48.4	+40.9	12		
Loop Time			6:57.7	+23.3	17	7:05.5	+11.0	6	6:45.2	+28.9	13					
Shooting	0+1		32.0	+11.0	10	0+1	30.0	+7.0	3			0+2	1:02.0	+10.0	9	
Range Time			55.8	+9.8	10	54.9	+6.1	3				1:50.7	+8.9	7		
Course Time			6:01.9	+13.5	19	6:10.6	+10.2	13	6:45.2	+28.9	13	18:57.7	+43.7	15		
ILIEV Vladimir																
Cumulative Time			28:16.7	+1:18.7	14	36:06.5	+1:59.6	13				43:24.8	+2:42.4	14		
Loop Time			7:28.3	+49.4	17	7:49.8	+45.4	13	7:18.3	+54.4	19					
Shooting	0+2		50.0	+25.0	17	0+1	36.0	+8.0	6			0+3	1:26.0	+30.0	12	
Range Time			1:18.1	+26.1	17	1:03.8	+10.9	6				2:21.9	+35.9	9		
Course Time			6:10.2	+32.1	19	6:46.0	+44.2	19	7:18.3	+54.4	19	20:14.5	+1:51.2	19		
KENANOV Miroslav																
Cumulative Time			50:54.4	+3:26.1	15	59:12.4	+4:37.1	15				1:06:53.7	+5:40.0	15		
Loop Time			7:29.6	+52.1	17	8:18.0	+1:17.5	16	7:41.3	+1:07.8	19					
Shooting	0+0		3.0	0.0	1	0+1	36.0	+15.0	8			0+1	39.0	0.0	1	
Range Time			1:03.8	+12.2	12	1:08.4	+20.3	8				2:12.2	+28.0	9		
Course Time			6:25.8	+45.9	19	7:09.6	+1:00.7	19	7:41.3	+1:07.8	19	21:16.7	+2:45.7	19		



COMPETITION ANALYSIS / ANALYSE DE LA COMPÉTITION

FRI 26 FEB 2010 / VEN 26 FEV 2010 START TIME / DEBUT 11:30 END TIME / FINI A 13:05

Rank	Bib	NOC Name	T											
			Loop 1			Loop 2			Loop 3			Result	Behind	Rank
			Time	Rk.	Time	Rk.	Time	Rk.	Time	Rk.				
ANEV Krasimir														
Cumulative Time			1:14:06.5	+6:02.9	15	1:22:23.9	+7:22.3	16				1:29:39.7	+8:01.6	16
Loop Time			7:12.8	+32.8	14	8:17.4	+1:19.4	17	7:15.8	+51.7	15			
Shooting	0+0		32.0	+7.0	7	0+3	58.0	+35.0	17		0+3	1:30.0	+38.0	16
Range Time			59.2	+7.1	8	1:25.2	+33.7	16				2:24.4	+39.1	14
Course Time			6:13.6	+29.1	18	6:52.2	+46.2	16	7:15.8	+51.7	15	20:21.6	+1:59.0	15
17	13	SLO - Slovenia	3+16									1:29:52.4	+8:14.3	17
DOKL Peter														
Cumulative Time			7:02.6	+28.2	18	15:32.7	+1:50.5	18				23:09.1	+3:01.6	18
Loop Time			7:02.6	+28.2	18	8:30.1	+1:35.6	18	7:36.4	+1:20.1	17			
Shooting	0+2		37.0	+16.0	17	1+3	56.0	+33.0	17		1+5	1:33.0	+41.0	18
Range Time			1:03.6	+17.6	18	1:46.7	+57.9	18				2:50.3	+1:08.5	18
Course Time			5:59.0	+10.6	16	6:43.4	+43.0	18	7:36.4	+1:20.1	17	20:18.8	+2:04.8	18
BAUER Klemen														
Cumulative Time			30:00.5	+3:02.5	18	38:31.2	+4:24.3	18				45:33.4	+4:51.0	18
Loop Time			6:51.4	+12.5	7	8:30.7	+1:26.3	19	7:02.2	+38.3	13			
Shooting	0+0		26.0	+1.0	2	2+3	1:03.0	+35.0	17		2+3	1:29.0	+33.0	14
Range Time			52.5	+0.5	3	2:16.6	+1:23.7	19				3:09.1	+1:23.1	18
Course Time			5:58.9	+20.8	17	6:14.1	+12.3	9	7:02.2	+38.3	13	19:15.2	+51.9	14
RUPNIK Vasja														
Cumulative Time			53:00.1	+5:31.8	18	1:00:47.4	+6:12.1	18				1:07:43.6	+6:29.9	18
Loop Time			7:26.7	+49.2	16	7:47.3	+46.8	13	6:56.2	+22.7	9			
Shooting	0+3		54.0	+51.0	17	0+2	46.0	+25.0	11		0+5	1:40.0	+1:01.0	17
Range Time			1:20.6	+29.0	16	1:14.1	+26.0	11				2:34.7	+50.5	12
Course Time			6:06.1	+26.2	17	6:33.2	+24.3	12	6:56.2	+22.7	9	19:35.5	+1:04.5	13
MARIC Janez														
Cumulative Time			1:14:58.4	+6:54.8	18	1:22:52.1	+7:50.5	18				1:29:52.4	+8:14.3	17
Loop Time			7:14.8	+34.8	15	7:53.7	+55.7	14	7:00.3	+36.2	14			
Shooting	0+1		41.0	+16.0	14	0+2	58.0	+35.0	17		0+3	1:39.0	+47.0	18
Range Time			1:09.1	+17.0	14	1:28.5	+37.0	17				2:37.6	+52.3	15
Course Time			6:05.7	+21.2	14	6:25.2	+19.2	8	7:00.3	+36.2	14	19:31.2	+1:08.6	13
18	16	KAZ - Kazakhstan	4+13									1:30:31.1	+8:53.0	18
CHERVYHKOV Aleksandr														
Cumulative Time			6:56.7	+22.3	16	14:24.0	+41.8	16				21:08.9	+1:01.4	15
Loop Time			6:56.7	+22.3	16	7:27.3	+32.8	16	6:44.9	+28.6	12			
Shooting	0+1		34.0	+13.0	14	0+3	54.0	+31.0	16		0+4	1:28.0	+36.0	16
Range Time			59.2	+13.2	14	1:19.3	+30.5	16				2:18.5	+36.7	16
Course Time			5:57.5	+9.1	15	6:08.0	+7.6	8	6:44.9	+28.6	12	18:50.4	+36.4	13
SAVITSKIY Yan														
Cumulative Time			28:56.8	+1:58.8	15	36:22.3	+2:15.4	14				43:32.0	+2:49.6	16
Loop Time			7:47.9	+1:09.0	18	7:25.5	+21.1	9	7:09.7	+45.8	18			
Shooting	2+3		54.0	+29.0	18	0+1	32.0	+4.0	3		2+4	1:26.0	+30.0	12
Range Time			2:05.6	+1:13.6	18	1:01.7	+8.8	5				3:07.3	+1:21.3	17
Course Time			5:42.3	+4.2	2	6:23.8	+22.0	16	7:09.7	+45.8	18	19:15.8	+52.5	16
KENESHEV Dias														
Cumulative Time			50:53.2	+3:24.9	14	1:00:05.0	+5:29.7	17				1:07:42.2	+6:28.5	17
Loop Time			7:21.2	+43.7	14	9:11.8	+2:11.3	19	7:37.2	+1:03.7	18			
Shooting	0+1		16.0	+13.0	3	2+3	1:01.0	+40.0	18		2+4	1:17.0	+38.0	10
Range Time			1:12.1	+20.5	14	2:22.1	+1:34.0	19				3:34.2	+1:50.0	19
Course Time			6:09.1	+29.2	18	6:49.7	+40.8	17	7:37.2	+1:03.7	18	20:36.0	+2:05.0	18
TRIFONOV Alexandr														
Cumulative Time			1:14:52.5	+6:48.9	17	1:22:51.5	+7:49.9	17				1:30:31.1	+8:53.0	18
Loop Time			7:10.3	+30.3	12	7:59.0	+1:01.0	15	7:39.6	+1:15.5	19			
Shooting	0+1		35.0	+10.0	11	0+0	23.0	0.0	1		0+1	58.0	+6.0	4
Range Time			1:02.8	+10.7	11	51.5	0.0	1				1:54.3	+9.0	5
Course Time			6:07.5	+23.0	15	7:07.5	+1:01.5	19	7:39.6	+1:15.5	19	20:54.6	+2:32.0	18



COMPETITION ANALYSIS / ANALYSE DE LA COMPÉTITION

FRI 26 FEB 2010 / VEN 26 FEV 2010 START TIME / DEBUT 11:30 END TIME / FINI A 13:05

Rank	Bib	NOC Name	T											
		Loop 1		Loop 2		Loop 3		Result	Behind	Rank				
		Time	Rk.	Time	Rk.	Time	Rk.							
19	11	LAT - Latvia						7+16	1:35:15.5	+13:37.4	19			
		PIKSONS Edgars												
		Cumulative Time	8:27.0	+1:52.6	19	17:47.5	+4:05.3	19		26:11.5	+6:04.0	19		
		Loop Time	8:27.0	+1:52.6	19	9:20.5	+2:26.0	19	8:24.0	+2:07.7	19			
	3+3	Shooting	56.0	+35.0	19	2+3	57.0	+34.0	18	5+6	1:53.0	+1:01.0	19	
		Range Time	2:27.0	+1:41.0	19	2:22.1	+1:33.3	19		4:49.1	+3:07.3	19		
		Course Time	6:00.0	+11.6	18	6:58.4	+58.0	19	8:24.0	+2:07.7	19	21:22.4	+3:08.4	19
		BRICIS Ilmars												
		Cumulative Time	33:10.6	+6:12.6	19	41:01.5	+6:54.6	19		47:58.7	+7:16.3	19		
		Loop Time	6:59.1	+20.2	14	7:50.9	+46.5	14	6:57.2	+33.3	11			
	0+1	Shooting	43.0	+18.0	12	0+2	56.0	+28.0	15	0+3	1:39.0	+43.0	16	
		Range Time	1:07.8	+15.8	13	1:25.1	+32.2	12		2:32.9	+46.9	11		
		Course Time	5:51.3	+13.2	6	6:25.8	+24.0	18	6:57.2	+33.3	11	19:14.3	+51.0	13
		RASTORGUJEVS Andrejs												
		Cumulative Time	56:23.6	+8:55.3	19	1:04:10.8	+9:35.5	19		1:11:30.3	+10:16.6	19		
		Loop Time	8:24.9	+1:47.4	19	7:47.2	+46.7	12	7:19.5	+46.0	15			
	2+3	Shooting	1:09.0	+1:06.0	19	0+0	31.0	+10.0	5	2+3	1:40.0	+1:01.0	17	
		Range Time	2:25.1	+1:33.5	19	58.3	+10.2	6		3:23.4	+1:39.2	17		
		Course Time	5:59.8	+19.9	14	6:48.9	+40.0	16	7:19.5	+46.0	15	20:08.2	+1:37.2	16
		LIBIETIS Kristaps												
		Cumulative Time	1:19:08.8	+11:05.2	19	1:27:39.7	+12:38.1	19		1:35:15.5	+13:37.4	19		
		Loop Time	7:38.5	+58.5	18	8:30.9	+1:32.9	19	7:35.8	+1:11.7	18			
	0+1	Shooting	44.0	+19.0	15	0+3	1:01.0	+38.0	19	0+4	1:45.0	+53.0	19	
		Range Time	1:11.4	+19.3	15	1:30.7	+39.2	18		2:42.1	+56.8	17		
		Course Time	6:27.1	+42.6	19	7:00.2	+54.2	17	7:35.8	+1:11.7	18	21:03.1	+2:40.5	19

LEGEND

Rk Rank T Total penalties + used spare rounds



MEN'S WORLD CUP RELAY SCORES POINTAGES DU RELAIS DE LA COUPE DU MONDE HOMMES

As of FRI 26 FEB 2010 / En date du VEN 26 FEV 2010

FINAL RESULT - 4 OF 5 RESULTS SCORED

World Cup Events

1 Oestersund, Men 4 x 7.5 km Relay	6 DEC 2009	4 Ruhpolding, Men 4 x 7.5 km Relay	17 JAN 2010
2 Hochfilzen, Men 4 x 7.5 km Relay	13 DEC 2009	5 Vancouver, Men's 4x7.5 km Relay	26 FEB 2010
3 Oberhof, Men 4 x 7.5 km Relay	7 JAN 2010		

Rank	NOC	Total	1	2	3	4	5
1	NOR - Norway	228	2/54	5/40	1/60	2/54	1/60
2	AUT - Austria	210	3/48	1/60	4/40	3/48	2/54
3	RUS - Russian Federation	205	4/43	2/54	5/40	1/60	3/48
4	FRA - France	195	1/60	4/43	2/54	8/34	6/38
5	GER - Germany	179	5/40	3/48	3/48	4/43	5/40
6	SWE - Sweden	155	6/38	6/38	10/31	7/36	4/43
7	SUI - Switzerland	144	9/32	8/34	6/38	5/40	9/32
8	USA - United States of America	133	7/36	10/31		6/38	13/28
9	CZE - Czech Republic	133	11/30	7/36		10/31	7/36
10	UKR - Ukraine	131	8/34	20/21	8/34	12/29	8/34
11	BLR - Belarus	123	10/31	11/30	12/29	9/32	11/30
12	ITA - Italy	120	12/29	9/32		11/30	12/29
13	CAN - Canada	110	14/27	17/24		13/28	10/31
14	LAT - Latvia	107	17/24	21/20	7/36	16/25	19/22
15	EST - Estonia	107	21/20	12/29	14/27	17/24	14/27
16	SLO - Slovenia	105	22/19	15/26	13/28	14/27	17/24
17	JPN - Japan	101	15/26	19/22	9/32	20/21	
18	BUL - Bulgaria	100	19/22	18/23	11/30	21/20	16/25
19	SVK - Slovakia	98	18/23	14/27		19/22	15/26
20	KAZ - Kazakhstan	97	20/21	16/25	15/26	18/23	18/23
21	FIN - Finland	79	16/25	13/28	DNF	15/26	
22	LTU - Lithuania	75	25/16	23/18	18/23	23/18	
23	POL - Poland	72	13/28	22/19	16/25		
24	GBR - Great Britain	61	23/18	DNF	17/24	22/19	
25	SRB - Serbia	51	24/17	24/17		24/17	
26	HUN - Hungary	15	26/15				

NOTES

Numbers separated by a slash indicate World Cup rank / points. Number of points awarded for each rank is shown in the table below:

Rank	1	2	3	4	5	6	7	8	9	10	11	12	13	14	15	16	17	18	19	20	21	22	23	24	25	26	27	28	...	40
Points	60	54	48	43	40	38	36	34	32	31	30	29	28	27	26	25	24	23	22	21	20	19	18	17	16	15	14	13	...	1

LEGEND

DNF Did not finish **DNS** Did not start



MEN'S NATIONS CUP SCORES POINTAGES DE LA COUPE DES NATIONS HOMMES

As of FRI 26 FEB 2010 / En date du VEN 26 FEV 2010

INTERMEDIATE AFTER 16 COMPETITIONS

World Cup Events

1 Oestersund, Men 20 km Individual	3 DEC 2009	11 Ruhpolding, Men 4 x 7.5 km Relay	17 JAN 2010
2 Oestersund, Men 10 km Sprint	5 DEC 2009	12 Antholz-Anterselva, Men 20 km Individual	21 JAN 2010
3 Oestersund, Men 4 x 7.5 km Relay	6 DEC 2009	13 Antholz-Anterselva, Men 10 km Sprint	23 JAN 2010
4 Hochfilzen, Men 10 km Sprint	11 DEC 2009	14 Vancouver, Men's 10 km Sprint	14 FEB 2010
5 Hochfilzen, Men 4 x 7.5 km Relay	13 DEC 2009	15 Vancouver, Men's 20 km Individual	18 FEB 2010
6 Pokljuka, Men 20 km Individual	17 DEC 2009	16 Vancouver, Men's 4x7.5 km Relay	26 FEB 2010
7 Pokljuka, Men 10 km Sprint	19 DEC 2009	17 Kontiolahti, Men 10 km Sprint	13 MAR 2010
8 Oberhof, Men 4 x 7.5 km Relay	7 JAN 2010	18 Oslo Holmenkollen, Men 10 km Sprint	18 MAR 2010
9 Oberhof, Men 10 km Sprint	9 JAN 2010	19 Khanty-Mansiysk, Men 10 km Sprint	26 MAR 2010
10 Ruhpolding, Men 10 km Sprint	14 JAN 2010		

Rank	NOC	Total	1	2	3	4	5	6	7	8	9	10	11	12	13	14	15	16	17	18	19
1	AUT - Austria	5607	415	377	300	402	450	412	404	300	329	401	390	411	426	366	404	420			
2	RUS - Russian Federation	5558	389	318	300	445	420	369	436	300	432	402	450	344	396	368	399	390			
3	NOR - Norway	5517	423	444	420	434	300	396	390	450	414	430	420	115	322	395	434	450			
4	FRA - France	5357	379	384	450	387	360	378	342	420	360	397	270	402	401	354	343	310			
5	GER - Germany	5315	357	421	300	354	390	364	381	390	355	388	360	379	439	360	377	300			
6	SWE - Sweden	4580	345	362	310	355	310	376	347	200	359	338	200	238	258	336	286	360			
7	UKR - Ukraine	4555	343	309	270	265	100	373	364	270	352	279	210	394	377	367	322	270			
8	SUI - Switzerland	4445	274	327	200	291	270	343	350	310	297	350	330	312	298	368	325	200			
9	USA - United States	4150	339	334	290	278	230	322	352		322	295	310	249	253	331	245	200			
10	CZE - Czech Republic	4099	351	268	200	304	290	329	286			320	230	406	359	325	341	290			
11	BLR - Belarus	3953	259	244	230	331	200	302	294	210	370	264	250	282	240	320	347	220			
12	SLO - Slovenia	3737	269	259	110	281	180	196	315	200	296	297	190	348	285	341	280	100			
13	ITA - Italy	3595	322	326	210	302	250	217	252			293	220	319	313	263	308	210			
14	EST - Estonia	3386	196	268	120	217	210	217	274	190	344	223	100	241	240	282	294	190			
15	SVK - Slovakia	3383	272	188	150	225	190	294	194		196	272	140	275	299	277	371	180			
16	CAN - Canada	3098	239	303	190	265	100	298	278			171	200	342	316	138	128	230			
17	FIN - Finland	2933	274	208	170	270	200	215	196		241	163	180	221	253	169	173				
18	LAT - Latvia	2907	273	190	160	160	120	237		290	241	293	170	173	182	295	243	140			
19	JPN - Japan	2823	216	243	180	165	140	253	271	250	251	231	100	268	224	73	58				
20	POL - Poland	2780	198	240	200	160	110	230	214	170	234	104		289	245	168	218				
21	BUL - Bulgaria	2585	254	198	140	221	150	182	233	220	231	213	120			257	256	170			
22	KAZ - Kazakhstan	2486	169	104	100	214	170	179	186	180	191	134	100	168	140	261	240	150			
23	GBR - Great Britain	1607	118	84	100	94		132	91	160	168	104	110	169	116	86	75				
24	SRB - Serbia	990	56	31	90	38	90	56	104		84	39	90	103	95	60	54				
25	CRO - Croatia	924	93	76		78		93	63			80		86	117	148	90				
26	KOR - Korea	827	58	65		53		50	72		116	81		92	94	76	70				
27	HUN - Hungary	725	27	49	70	34		47	73		92	44		98	71	61	59				
28	CHN - China	693	117			67		73	86		68	51				109	122				
29	ROU - Romania	674	66	94		70		95	135		74	94		46							
30	AUS - Australia	554	39	47		41		65	67		90	25			63	54	63				
31	BEL - Belgium	551	40	51		28		62	39		78	62		117	74						
32	LTU - Lithuania	512		25	00	51	100			150	86		100								
33	MDA - Rep. of Moldova	501	52	44		23		19	22		72	30		35	77	71	56				
34	DEN - Denmark	369	14	13		23		21	25		42	40		45	38	55	53				
35	NED - Netherlands	242	38	74		19						24		55	32						
36	BIH - Bosnia&Herzegovina	225	12	23		15		60			33	10		36	36						
37	GRE - Greece	192	69					62									61				
38	MKD - FYROM	149	13	21		28		55	32												

NOTES

Rank	1	2	3	4	5	6	7	8	9	10	11	12	13	14	15	16	17	18	19	20	21	22	23	24	25	26	27	140
Points I/S	160	154	148	143	140	138	136	134	132	131	130	129	128	127	126	125	124	123	122	121	120	119	118	117	116	115	114	1
Points R	450	420	390	360	330	310	290	270	250	230	220	210	200	190	180	170	160	150	140	130	120	110	100	90	80	70	60

LEGEND

I/S Individual/Sprint R Relay